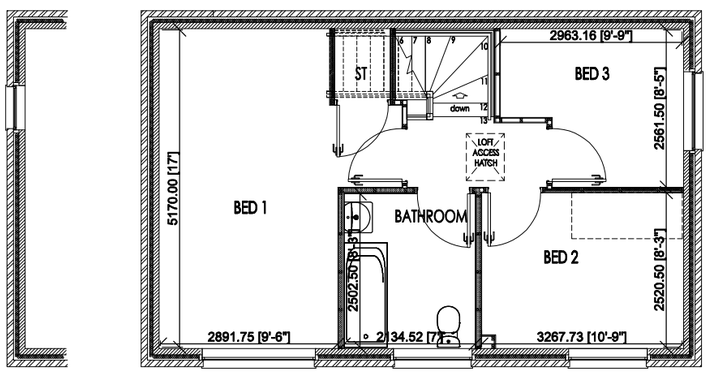

FIRST FLOOR



FRONT ELEVATION

SIDE ELEVATION

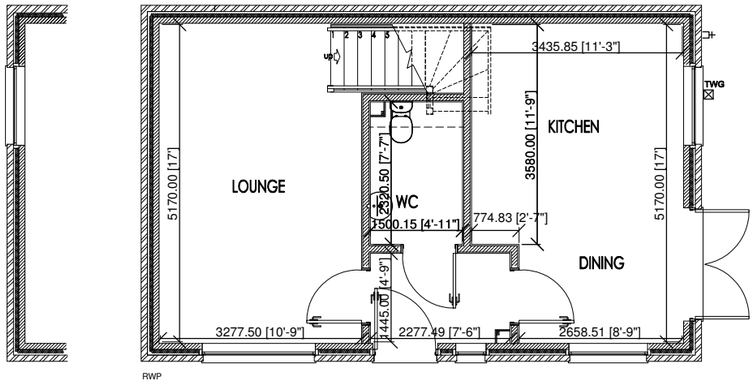

GROUND FLOOR

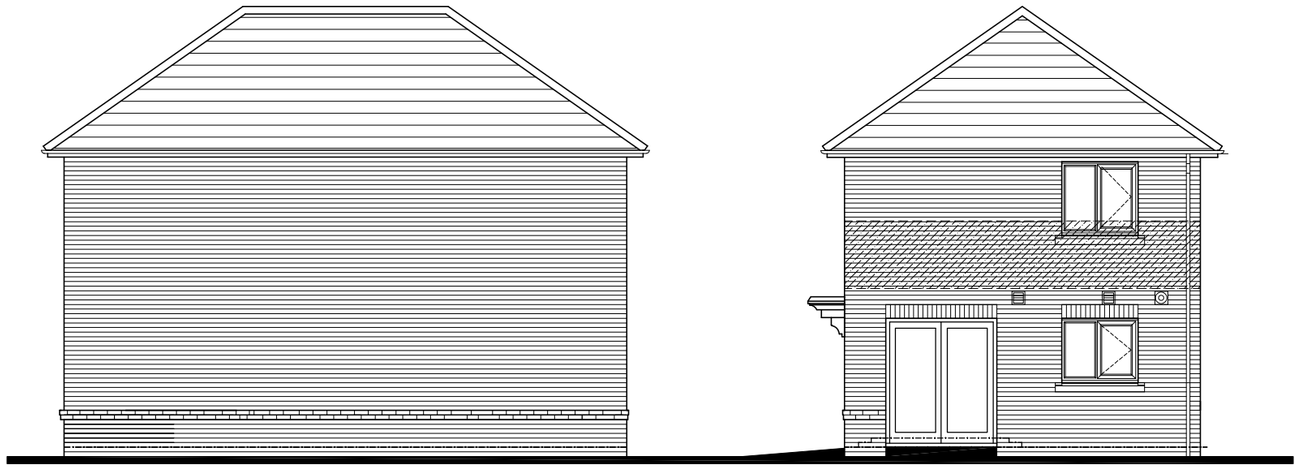

REAR ELEVATION

SIDE ELEVATION

GENERAL NOTES:

SETTING OUT:

ALL DIMENSIONS ARE TAKEN FROM BRICKWORK/BLOCKWORK FACE AND PLASTERBOARD FACE OF STUD PARTITIONS.

Rev	Date	Description

C-Series - Toolkit

Ullswater Gen 3

Ref	DCC	Dwg No	Rev
		901	

Drawing Title

Floor Plans & Elevations

Scale at A3	1:100
Approval Date	22/03/2010

Baldwin Design Consultancy Ltd

Town Farm, 17 Orford Close, Golborne, Warrington, Cheshire,WA3 3WP.

Mob: 07773343602
Tel: 01942 719513
Email: graham.baldwin@bdc.gb.com
Web: www.bdc.gb.com

REDROW
www.redrow.co.uk

THIS DRAWING MUST BE READ IN CONJUNCTION WITH THE RELEVANT REDROW STANDARD DETAILS

Sheet Published: 22 Jun 2012

This drawing is subject to copyright
DO NOT SCALE FROM THIS DRAWING