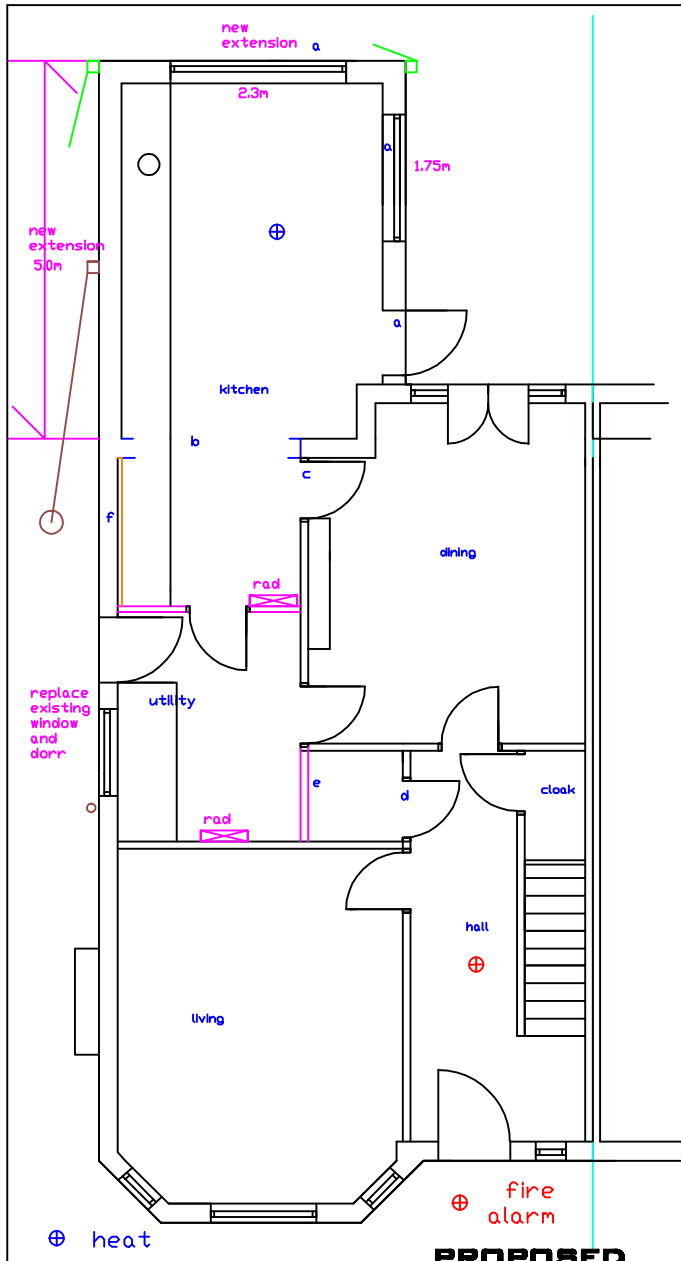

PROPOSED
GROUND FLOOR
1:100

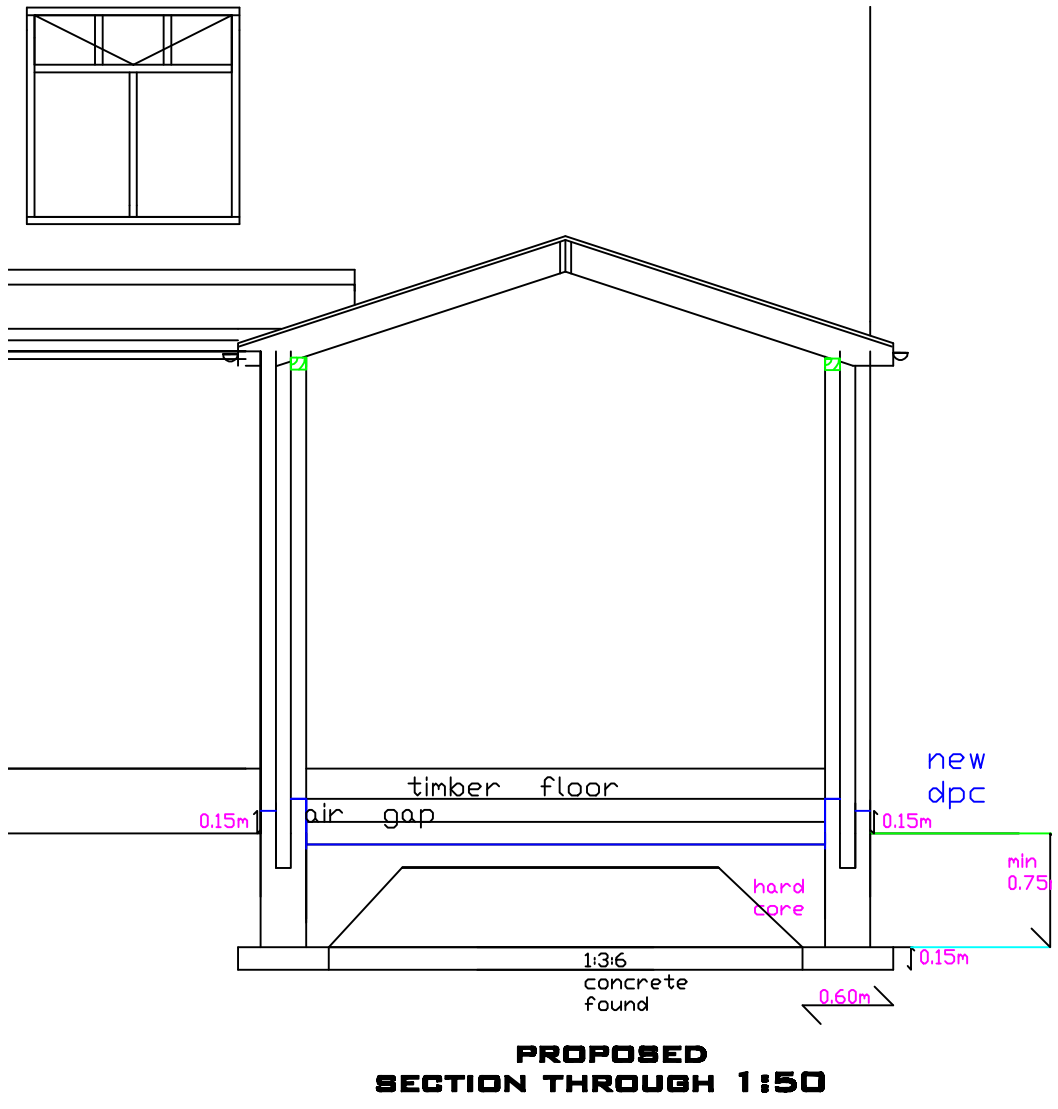

PROPOSED
SECTION THROUGH 1:50

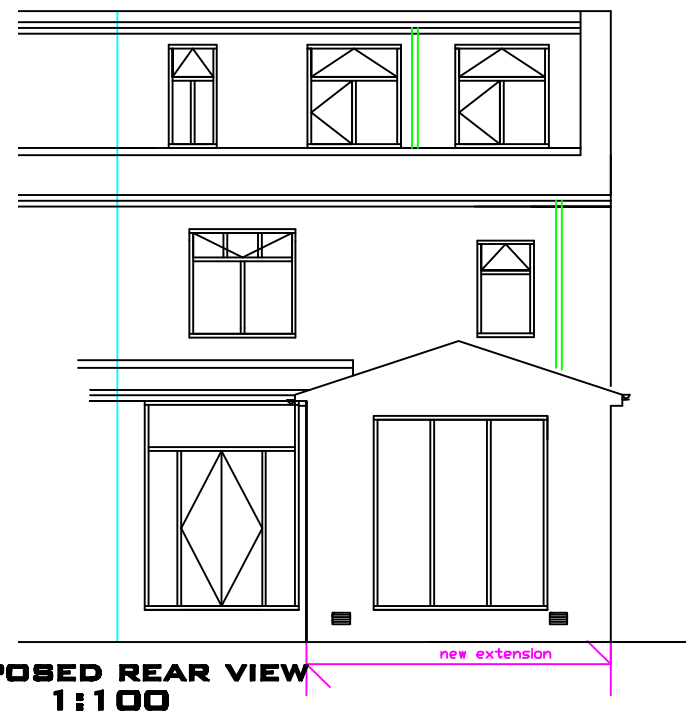

PROPOSED REAR VIEW
1:100

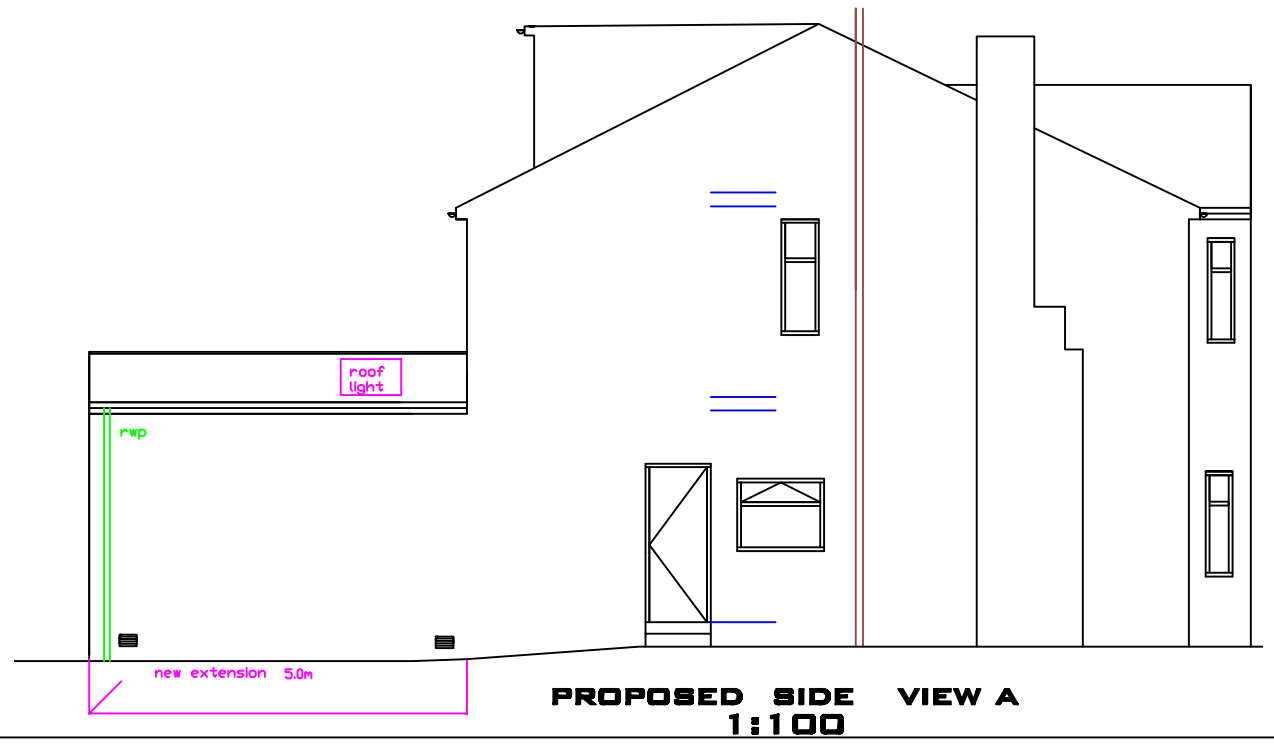

PROPOSED SIDE VIEW A
1:100

notes

Foundations and Ground works Extension , (check existing for foundations for suitabilty)All foundations to 1:3:6 mix concrete 600mm wide by 150mm thick a minimum 900 mm below the lowest ground level ground level. Drainge to A1,A2,Any drains within 1.0m of foundations then the foundations are to go down to the invert level of the drains .250mm wide solid concrete blocks all bed in cement mortar 1.3 mixes up to ground level any drains passing under the new build are to be exposed and concreted over a minimum of 150mm thick as required, any drains passing through the foundation block works to have R C lintels over bed a minimum of 150 mm as required.New Construction face brick work 100mm cavity with internal block work to match the existing, cavity with king span full fill or Dritherm equivalent with walls as required as required.100mm celcon solar block,dab and dot board finish . Stainless steel triangular butterfly wall ties at 700mm horizontal centre and at 450mm vertical centre and double (220 mm) up at openings .DPC to run horizontal to the ground a minimum 150mm high. All above bed in cement mortar 1:3 mix. Structural openings Type .3 ,Type up to 3.90m long Catnic lintels Cg90 /100 from Openings from 2.10 m to 4.80m wide Cu5 opening b ,double steel beam over details to follow .opening c steel beam in existing wall for new door way , opening d single beam over new door way to hall store area opening etake out frame partition off opening .area f extra 25mm insulated plasterboard lining to external wall in the existing kitchen .all steel and lintols bed a minimum 150 mm onto brick/block. on and including 150mm deep pad stones All steel beams encased in Plasterboard for half hour fire protection beam over details to follow **Please give conditional approval.for all steel work** .Close insulated cavities in existing opening , with insulated DPC All bed Cement mortar 1:3 mix, proof membrane to lap DPC 100mm block work celcon min strength 7kg .any block wall to have 450mm wide foundations .Base floor Timber filor 200mm x 75mm floor joists @40mm centres, 150 mm air gap min 6 air brick for through ventilation, 150 mm minerels on mesh suspendec floor insulation as required, floor cghrade chip board floor ,over site concrete to be 150mm thick 1:3:6 mix over site concrete base on 1200 gauge DPM on sand blinding on 150mm clean broken hardcore horizontal DPC 150mm above ground level. **Check for methane gas provide 1000gauge over site methane gas barrier if required** . any under floor timber floors with 100mm vented air ducts as required 225mm x 150mm air bricks as required .. Cavity tray to extension where it abuts the existing wall Lateral restrain straps to walls ,code 4 lead to any up stands as required. main roof Check existing lintels and foundations for suitability. **Roof Construction** ,Main roof ,s 100mm x 75 mm wall plate strapped to block work with 1.80 m galvanised straps at 2.00m centres .200mm x75 mm ridge with 200mm x75 mm rafters (no ceiling joists) at @450mm centres In laid insulation 150mm king span with 50mm vented air gap , double trim for roof light.Roof finished .marley modern interlocking at min 18 degree pitch on 25mm x 50mm battens with tyvak supro .strip back existing slate roof as required , modillfy timbers to recieve the new construction Joinery provide all neccessary skirtings , architraves built in cupboards any stud walls, 75mm x 50mm with plasterboard either side with mineral wool infill .750mm wide work top to utility area

Internal Plumbing .Any B. I. Gullies and connect to the existing system, maintain separate system on site all B.I Gullies to be rod
Drainage system any new drainage to be 100mm hep sleeve with flexible joints lay to self cleansing falls 1:40 and back filled with 5 mm pea gravel all as agreed provide rod access able.

DO NOT SCALE OF THIS DRAWING TAKE ALL DIMENSIONS ON SITE PLEASE ENSURE ALL WORKS HAVE BEEN APPROVED BEFORE COMMENCMENT

project:
MANCHESTER CITY COUNCIL PLANNING AND BUILDING CONTROL APPLICATION

client:
MATTHEW PHILPOTTS ,
96,ATWOOD ROAD ,
DIDSBURY,
M20 6JN
TEL07941572835
EMAIL MATTHEW PHILPOTTS @MANCHESTER.AC.UK

Plans Drawn.
tel.no.07952934281
07856609593
email
Bawinterbottom
@aol.com
PlansDrawn01@aol.com
www.plansdrawn.org

date:	drawn:
JUNE. 2013	DRW

drawing title:	project no.	drg. no.	Date Rev
PROPOSED REAR SINGLE	AW96	02	