Notes:- This drawing is COPYRIGHT no copy or alteration may be without our prior permission.

DO NOT SCALE FROM THIS DRAWING FOR SETTING OUT OF WORKS

1) This drawing is for statutory approvals only.
2) All works to be carried out in accordance with the Building Regulations and all other statutory legislation to the satisfaction of the authority inspector. All materials and workmanship is to comply with the appropriate codes of practice and British Standards.
3) The contractor MUST check all dimensions and particulars prior to commencement of work. All Structural Elements (Walls, Lintels, Foundations ETC.) affected by new work are to be exposed by the contractor and checked on site by the Local Authority prior to start to confirm ability to sustain new loads.
4) CONSTRUCTION, DESIGN AND MANAGEMENT REGULATIONS 1994 Contractor to notify Health and Safety Executive prior to start of work with a copy of notification to the Contract Administrator. Contractor to provide a copy of the Health and Safety Policy Statement to the Contract Administrator where appropriate.
5) All new skirting/architraves to match existing, unless stated otherwise by client.
6) All electrical installations to IEE Regulations. GAS Installation to be to 'Gas Safety' (Installation and use) Regulations.
7) PARTY WALL ACT: where there is enroachment on neighbours property or building within 3m or 6m of the adjacent Property, then permission MUST be obtained under the act.
8) BOUNDARIES as shown are the fence lines and not necessarily the exact boundary.

- All proposed brickwork and roof tiles to match existing.
- Proposed First Floor Bathroom window to be fitted with frosted glass.
- Proposed fence to be 6ft high with contrete posts. (shown on Site plan).
- Any existing Load Bearing Walls to be altered will be done so according to Building Regulations.

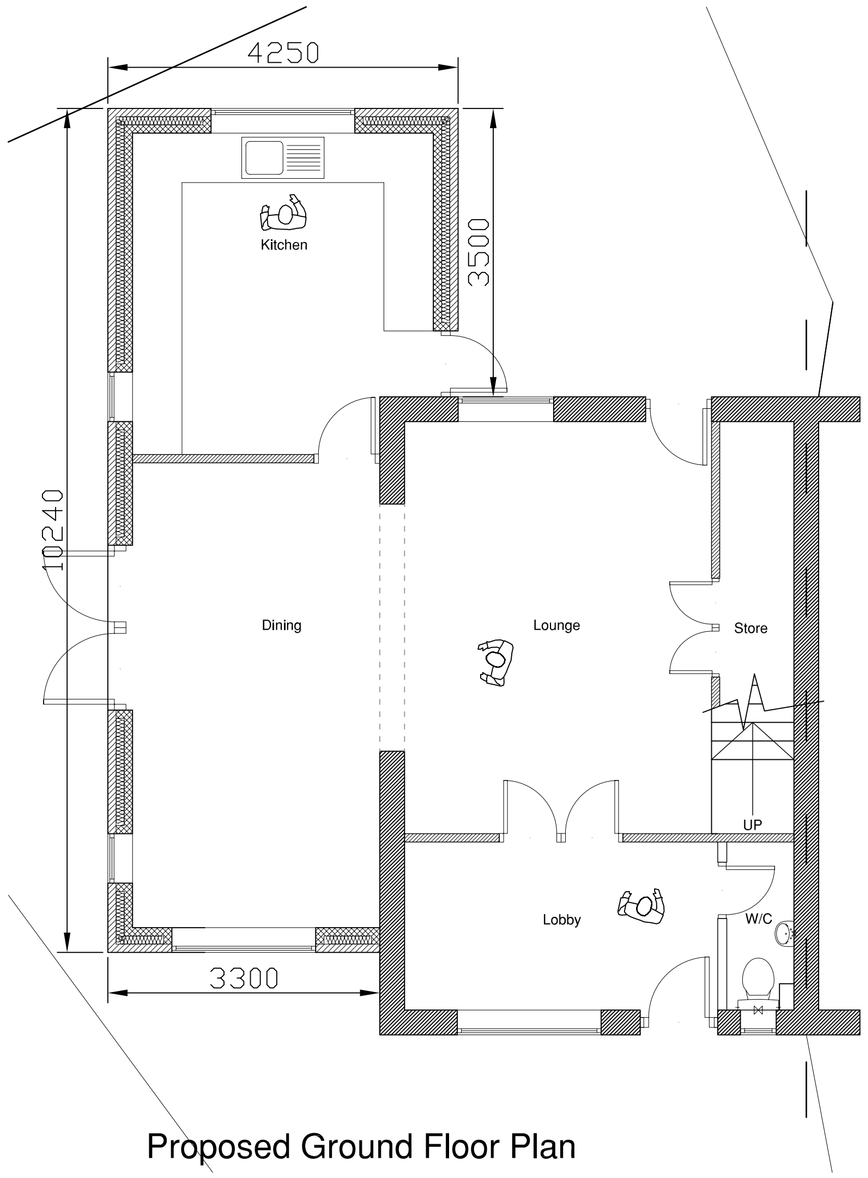

Proposed Ground Floor Plan

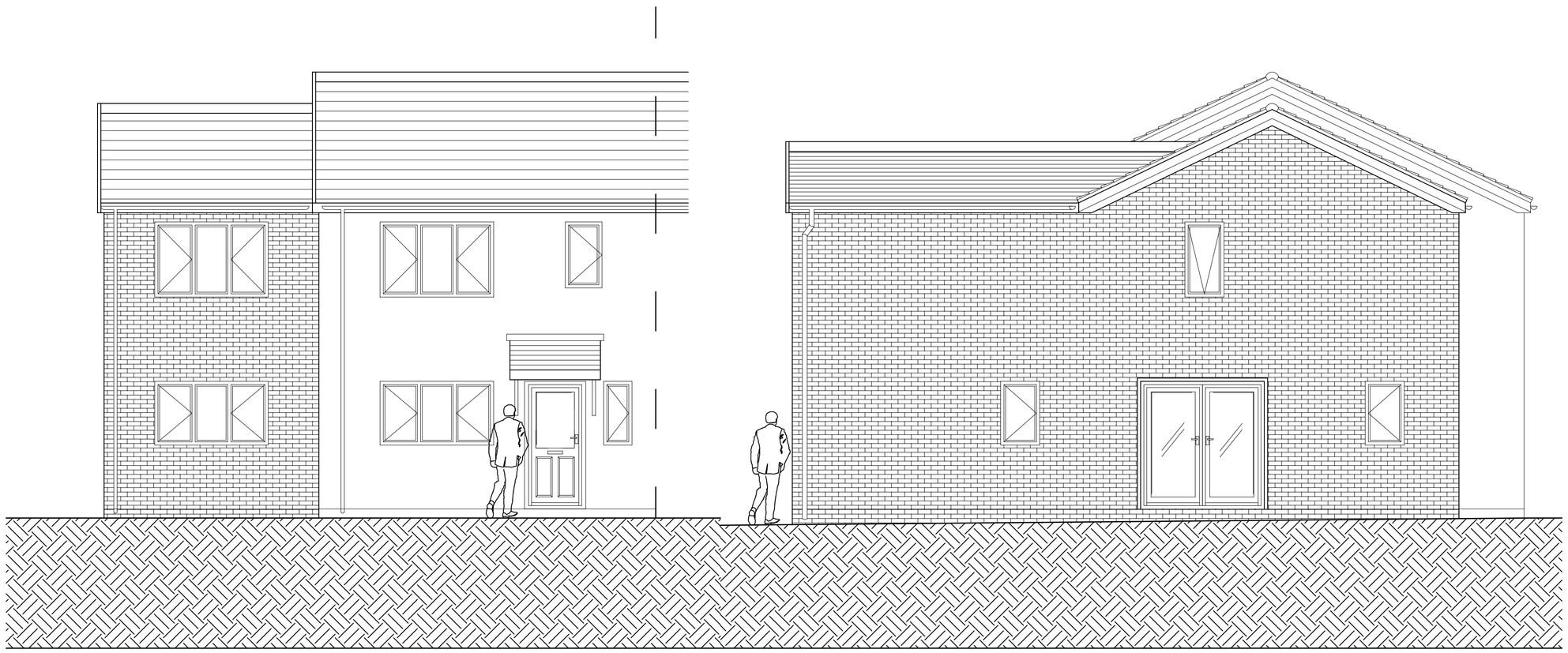

Proposed Front Elevation

Proposed Side Elevation

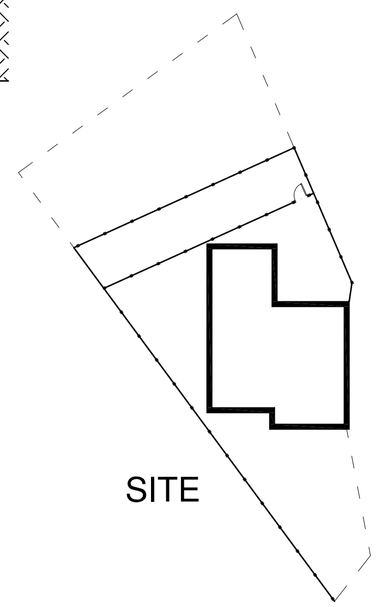

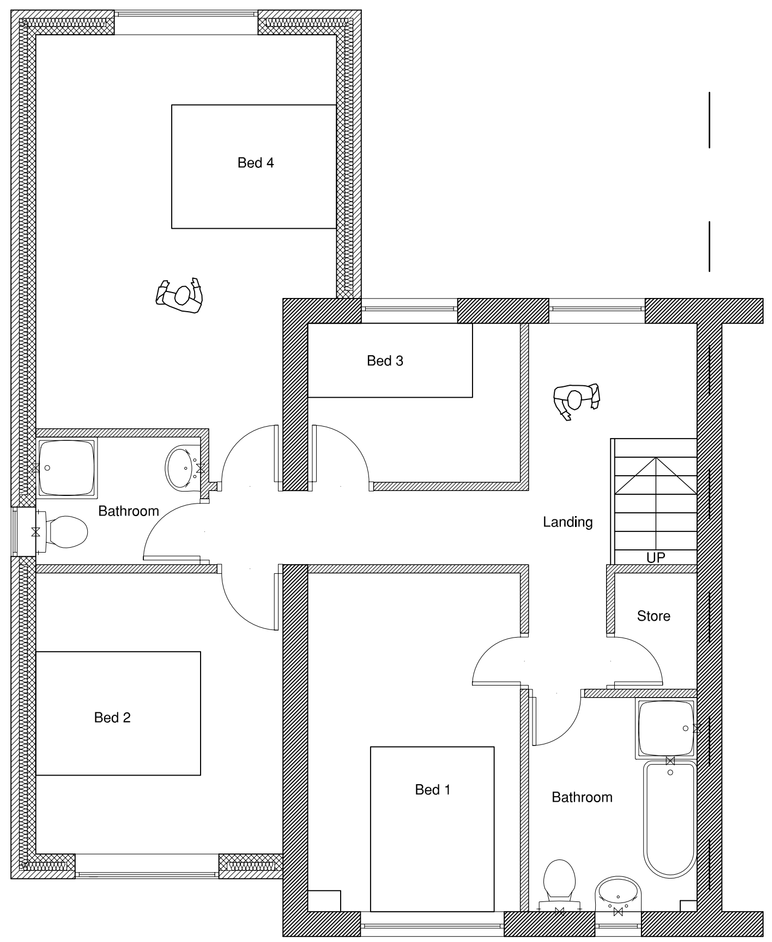

Proposed First Floor Plan

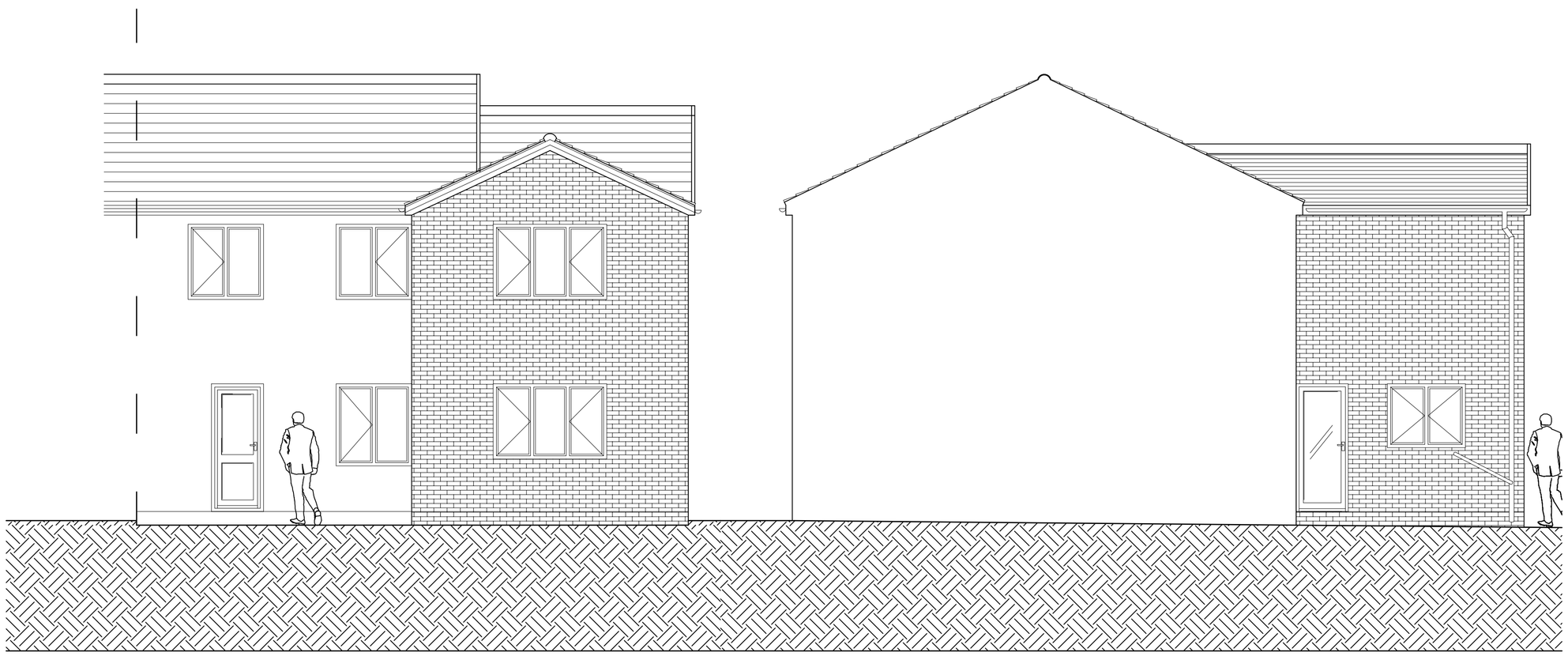

Proposed Rear Elevation

Proposed Side Elevation

FOR PLANNING PURPOSES

NOTE:
© This drawing is copyright of bluestone architectural and may not be re-produced. All dimensions are to be checked on site. **DO NOT SCALE.** Work to figure of dimensions only. Please raise queires with bluestone architectural.

DRAWING
PROPOSED DRAWINGS

PROJECT
45 CHIME BANK MANCHESTER,
MANCHESTER
M8 0QL

APPLICANT
MR A. HUSSAIN

SCALE	Dwg No.	REVISION
1:50 1:250	0814	–
DATE	DRAWN BY	CHECKED BY
07.05.08	Sul Mirza	

bluestone
architecture

Architectural Services & Planning Supervisors

The CASA
29 Featherstall Road North
Oldham
OL9 6QA

Tel: +44 (0) 161 678 7261 Fax: +44 (0) 161 678 7161

web: www.bluestoneonline.co.uk e-mail: archi@bluestoneonline.co.uk

The Casa Blue Ltd, t/a Bluestone Company Registration 15436452151