Job No.	Drawing No.	Rev
PA557	SK01	P3

COPYRIGHT:
The copyright of this drawing is vested in TACE. It shall not be used or reproduced without permission for any purpose.

Do NOT scale from this drawing, work only to figured dimensions.
All dimensions in millimetres unless otherwise stated.

This drawing has been created electronically, do not modify by hand.



SUZ-KA-VA - OUTDOOR UNITS				
MODEL REFERENCE		SUZ-KA25VA	SUZ-KA35VA	SUZ-KA50VA
NOISE (dBA)	Heating/Cooling	46 / 46	48 / 47	55 / 53
WEIGHT (kg)		33	37	53
DIMENSIONS (mm)	Width	800	800	840
	Depth	285	285	330
	Height	550	550	850
ELECTRICAL SUPPLY		220-240v, 50Hz	220-240v, 50Hz	220-240v, 50Hz
SYSTEM POWER INPUT (kW)	Heating/Cooling (nominal)	0.835 / 0.58	1.10 / 1.09	1.86 / 1.55
	Heating/Cooling (UK)	0.76 / 0.46	1.00 / 0.87	1.69 / 1.24
STARTING CURRENT (A)		3.8	4.8	8.3
SYSTEM RUNNING CURRENT (A) [MAX]	Heating/Cooling	4.0 / 2.8 [9.2]	5.0 / 5.0 [10.3]	8.5 / 7.0 [17.8]
FUSE RATING (BS88) - HRC (A)		16	16	25
MAINS CABLE No. CORES		3	3	3
MAX PIPE LENGTH (m)		20	20	30
MAX HEIGHT DIFFERENCE (m)		12	12	15
CHARGE R410A (kg) - 7m		0.9	1.05	1.6

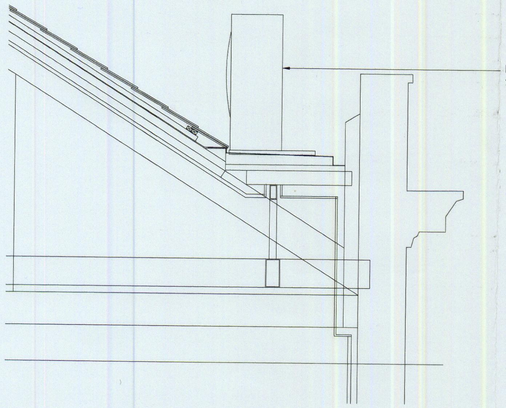

Mitsubishi air cooled condenser
SUZ-KA 25/35VA. One per Unit.

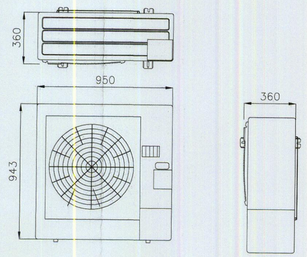

Mitsubishi Air Cooled Condenser
Dimensions

PLANNING
ACK'D
REC'D 31 JUL 2009

Rev	By	Date	Description
P3	NT	28.07.09	Preliminary Issue- updated to revised Arch layouts
P2	NT	17.11.08	Preliminary Issue for Comment/Approval
P1	NT	13.10.08	Preliminary Issue for Comment/Approval

TACE
THE ASSOCIATES CONSULTING ENGINEERS
Portland House
Stanley Green Business Park
Oak Green
Cheadle Hulme
Cheshire
SK8 6QX
T. 0161 486 0422
F. 0161 486 0488
E. info@tace.co.uk
W. www.tace.co.uk

Client
Reid Architects

Project
63 Thomas Street

Drawing Title
Roof Level
Space layout

Drawn	Date	Cad File
DN	13.10.08	PA557-SK01-P1.dwg
Checked NT	Date -	External Ref. -
Approved NG	Date -	Scale 1:100 at A1
Job No. PA557	Drawing No. SK01	Rev P3