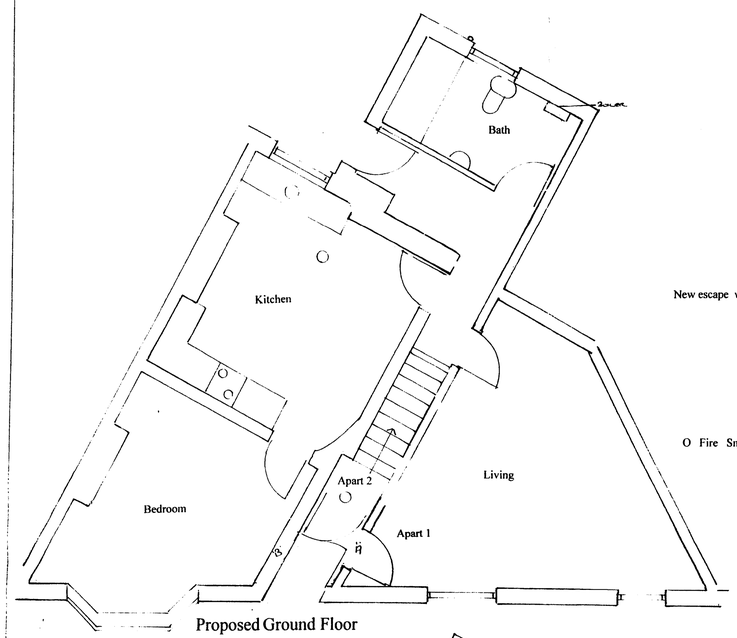

Proposed Ground Floor

New escape windows to habitable rooms

O Fire Smoke Alarm

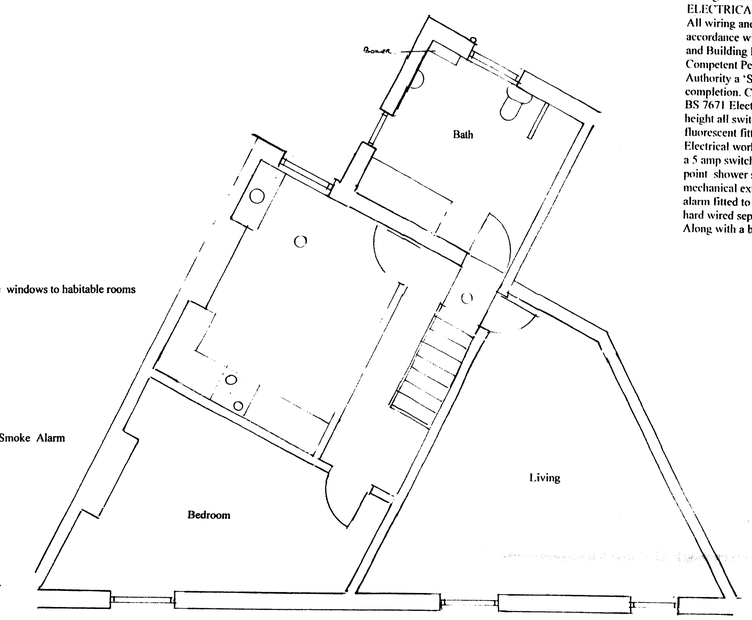

Proposed First Floor

ELECTRICAL WORKS BY NON- COMPETENT PERSON SCHEME MEMBER: 'All wiring and electrical work will be designed, installed, inspected and tested by a *person qualified* to do so in accordance with the requirements of BS 7671, the IEE 16th edition wiring guidance and Building Regulation Part P (Electrical Safety). On completion of works a copy of installers Electrical Installation Test Certificate compliant with BS 7671 to be provided to the client and Local Authority'. AND Prior to covering of all wiring / cables, the installation is to be inspected by Building Control. This may include a second check and testing of the installation by a Competent Person Scheme member. Any defective work found will have to be corrected at the owner's own expense. *A person qualified* to do so - will have appropriate qualification, knowledge and experience relevant to the nature of the work undertaken and to the technical standards set down in BS7671, be fully versed in the inspection and testing procedures contained in the regulations and employ adequate calibrated testing equipment. (Building Control will expect suitable evidence to be provided of a person's competency prior to accepting such persons BS7671 certificate – refer to guide checklist). **Members of established national electrical trade organizations who are not Part P certified need to prove evidence of their membership, have a prep aster / pre-covering of wiring inspection carried out by Building Control and they must issue the correct BS7671 installation, inspection and testing certificates on the works completion.**

ELECTRICAL WORKS BY A COMPETENT PERSON SCHEME MEMBER: All wiring and electrical works to be designed, installed, inspected and tested in accordance with the requirements of BS 7671, the IEE 16th edition wiring guidance and Building Regulation Part P (Electrical Safety) by a member of the O.D.P.M Competent Person Scheme. AND the competent person is to send to the Local Authority a 'Self-certification Certificate' within 30 days of the electrical works completion. Client must receive both a copy of 'Self-certification C rtificate' and a BS 7671 Electrical Installation Test Certificate. All sockets at minimum 450mm height all switches maximum 1.200metres provide a number 33% low wattage fluorescent fitting as required All works carried out by NICEIC / EC A as required. Electrical works lighting and switches to new layouts back to distribution board with a 5 amp switch13amp switched double sockets 4 No Kitchen, cooker supply , boiler point shower supplies ,all back to the distribution board via 32 amp switch mechanical extract to kitchen at 30 litres ,15litres from bath /second ,Fire /smoke alarm fitted to corridor and landing and ground floor, first all interconnected into a hard wired separate circuit as required and back to the 5 amp switch as required. Along with a battery back up as required.

To be read in conjunction with the Attached Construction Notes

Please Do Not Scale of this drawing Take all Dimensions on the site.

TITLE
PLANNING & BUILDING CONTROL APPLICATION

MANCHESTER CITY COUNCIL

LOCATION
PHILIP QUEEN

238, ABBEY HEY LANE
ABBEY HEY,
MANCHESTER,
M18 8TW
TEL. .
MOB 07971237654

DETAILS
PROPOSED CHANGE OF USE TO TWO ONE BEDROOM APARTMENTS INTERNAL ALTERATIONS

PLANNING
ACKD
REPLIED
RECD 14 MAY 2008

DRAWING EXISTING PROPOSED LAYOUT

SCALE 1:50 1:200

DATE MAY 2008

Window's etc Plumbing, new windows Velux and doors external, UPVC windows 16 mm Argon filled double-glazing units or 20mm double glazed units both with Low E coating as required. To achieve 1.80w/m2 Rooms, 1/20th opening light to floor area. All glazing to critical zones to be toughened or laminated to BS6206
I.e. glass to doors within 1.50m of floor level and within 300mm of either side of door and where greater than 250mm wide max.o.5sq.metrean doors and to screens/windows within 800mm of floor level Trickle ventilation
Replacement windows background ventilators to be provided as follows Habitable rooms 5,000mm 2 Kitchen.utility, cloak, bathroom2, 500mm 2
All New units to have 8,000 square mm of trickle background ventilation.
Any Velux windows to have low E coating as well to be 1.80w/m2
Critical Glazing to below 800mm cill height, have toughened safety glass BS 6206.
Escape windows to be a minimum 800mm high max. 1.10 m cill height and with .330 m2 opening, a minimum 450 mm wide window all as required,
All supplied with a FENSA certificate on completion as required new escape windows, New combi boiler ground floor Fan assisted flue 91% sedbruk (dependant on sap calculations , Two new radiators, Connected to the existing system with thermostatic radiator valves as required. All gas works carried out by corgi registered contractors only New bath suite ,new kitchen units first floor All Waste pipes32mm basin 38mm sink, .50mm combined waste's all with 75 mm deep seal anti vac traps
Connected to existing soil pipe
Construction and internal Finishes

New sound proofing adjoining walls 100mm x 50mm stud wall 25mm cavity 100mm crown sound proofing double high density plaster boards
External walls have insulation infill to 50mm cavity ,New ceilings suspended 150mm x 50 mm joists 200mm sound proofing crown quilt infill double board ceilings All structural timber to be class /grade SC4 as required all pre treated timber as required 270mm min.mineral wool insulation to roof void 12.5mm plaster board and skim as required. Internal finishes all new ceilings and internal walls to be finished with 12.5mm plasterboard and Skim, .Double up floor joists under partition etc under partitions 100mm mineral wool infill Stud walls on concrete base to have DPM under. 100mm x 50 mm stud walls with 100mm king span infill Plaster board at 10kg/m2 as required. Skirting boards Floor finishes to be agreed Decoration all new walls and ceilings, Sealer coat and two coats emulsion as required. Internal doors and frame's complete as required

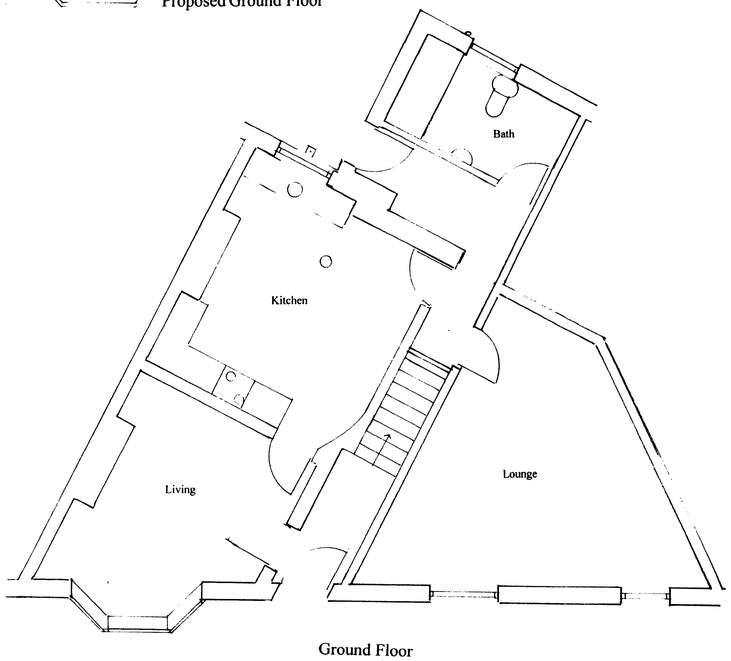

Ground Floor

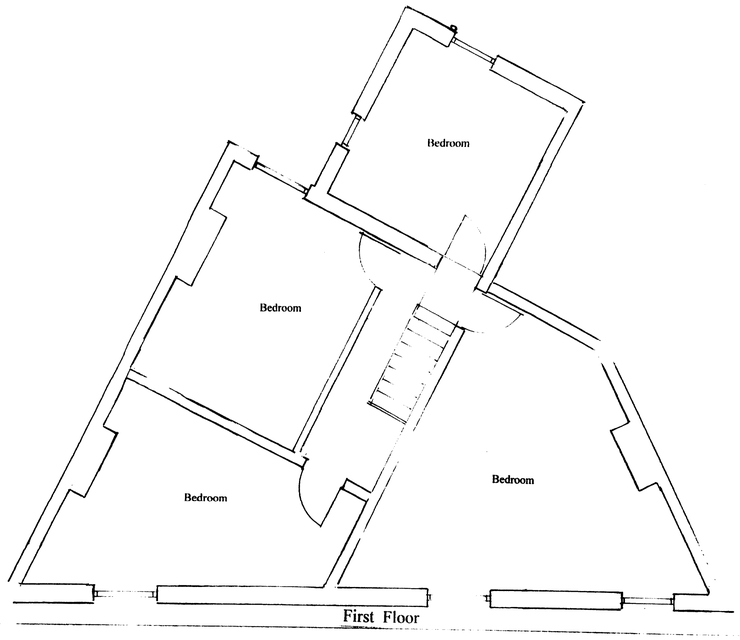

First Floor

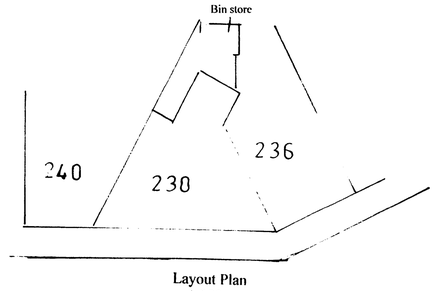

Layout Plan
1:200