Telephone: 01206 222 555 Fax: 01206 222 258 Email: [illegible] Express Website: [illegible] Fan Selector: [illegible]

JM Aerofoil fan

50JM

Super XP Range

Performance Data

1 Phase

1 - 50JM/20/4/6/20 3 - 50JM/20/4/6/32
2 - 50JM/16/4/5/26 4 - 50JM/16/4/5/36

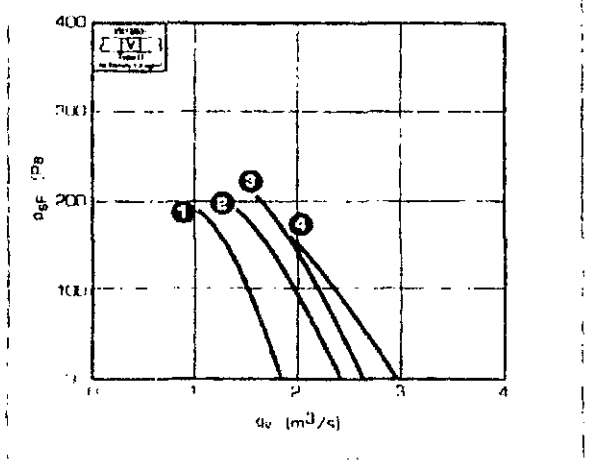

3 Phase

5 - 50JM/20/4/6/20 7 - 50JM/20/4/6/28 9 - 50JM/16/4/5/40 11 - 50JM/20/2/6/34
6 - 50JM/16/4/5/30 8 - 50JM/20/4/6/38 10 - 50JM/20/2/6/24

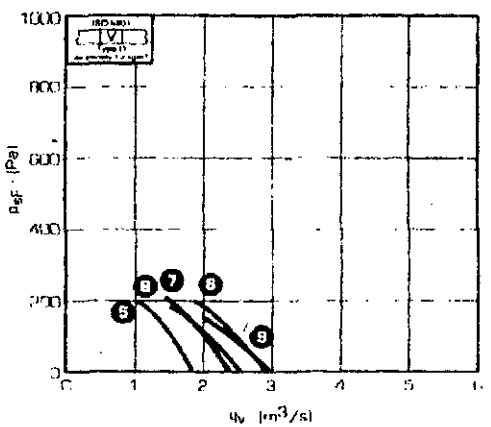

Sound pressure levels quoted are average dBA at 3m distance over a sphere under free field conditions and are presented for comparative purposes only

Fans that include BT or CT motors can be continuously operated at temperatures up to 70°C. When these fans are operating in excess of 50°C they should be run at full speed only

For Short cased fans please omit the prefix from the product number and state S type on enquiries/orders. Product numbers shown are for Long cased fans

Bold text denotes Super Express Product, next day delivery available if ordered by 4pm.

Electrical Data

Ref	Product Code	Speed rev/min	Motor	Product Number	Pitch Angle (°)	Motor Rating (kW)	380-420V/50Hz/3ϕ Full Load Current (at 230V) (A)	380-420V/50Hz/3ϕ Starting Current (at 230V) (A)	Wiring Diagram Ref	Speed Controller Electronic	Speed Controller Transformer	Sound Level dBA	m³/s at Pa (Static) 0	50	100	150	200
2	50JM/16/4/5/...	1420	CT5	DX511464	24-26	0.52	3.9	7.8	CD1705	ME1.6	MT1.5	54	2.42	2.19	1.95	1.68	
4	50JM/16/4/5/...	1420	CT9	JL511460	32-36	0.68	4.8	11	CD1705	ME1.6	MT1.5	59	2.93	2.66	2.36	1.99	
1	50JM/20/4/6	1420	CT9	DX511455	16-20	0.37	2.2	5	CD1705	ME1.3	MT1.5	54	1.84	1.68	1.52	1.30	
3	**50JM/20/4/6/...**	**1420**	**CT5**	**DX511460**	**32**	**0.52**	**3.9**	**7.8**	CD1705	**ME1.6**	**MT1.5**	58	2.61	2.42	2.20	1.94	1.62

Ref	Product Code	Speed rev/min	Motor	Product Number	Pitch Angle (°)	Motor Rating (kW)	380-420V/50Hz/3ϕ Full Load Current (at 400V) (A)	380-420V/50Hz/3ϕ Starting Current (at 400V) (A)	Wiring Diagram Ref	Speed Controller Transformer	Speed Controller Inverter	Sound Level dBA	m³/s at Pa (Static) 0	50	100	150	200	250	300	400	500	600
6	50JM/16/4/5/...	1420	CT5	DX531460	30	0.54	1.8	6.9	CD1559	MT3.2	FWX1	57	2.54	2.30	2.04	1.75						
8	50JM/16/4/5/...	1420	CT9	JL531454	34-40	0.83	2.3	8.6	CD1559	MT3.7	FWX1	59	3.02	2.75	2.43							
5	50JM/20/4/6	1420	CT9	JL531450	8-20	0.39	1.3	3.9	CD1559	N/A	FWX1	53	1.84	1.68	1.52	1.30						
7	**50JM/20/4/6/...**	**1420**	**CT5**	**DX531462**	**26**	**0.54**	**1.8**	**4.6**	CD1559	**MT3.2**	FWX1	56	2.37	2.19	1.98	1.75	1.42					
9	50JM/20/4/6/...	1420	CT9	JL531458	32-38	0.83	2.3	8.6	CD1559	MT3.7	FWX1	58	2.88	2.69	2.45	2.16						
10	50JM/20/2/6/...	2840	T22	DX531203	8-24	3.8	7.2	64	CD1343	N/A	FWX4	70	4.32	4.23	4.16	4.08	4.00	3.91	3.83	3.65	3.43	3.20
11	50JM/20/2/6/...	2840	T12	DX531204	8-34	5.2	11.4	77.5	CD1343	N/A	FWX6	74	5.56	5.46	5.37	5.27	5.16	5.05	4.96	4.79	4.49	4.20

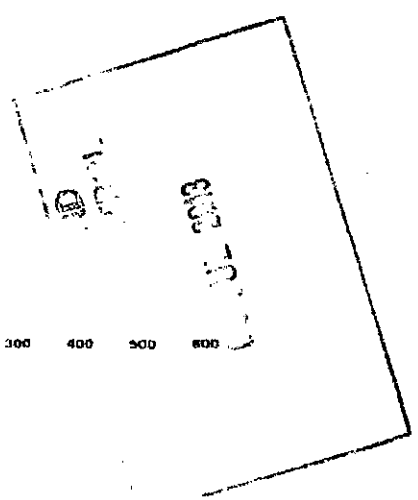

Wiring diagrams can be found on pages 22-23

The fan noise levels shown are for the specified operating point. When an electronic controller is incorporated, a magnetic note (enhanced motor noise) can occur - particularly if the fan is operating at speeds well below maximum. For noise sensitive applications FWL recommend using an auto transformer speed controller. Fans are supplied at catalogue stated angle. Should you wish for the pitch angle to be adjusted we would be happy to offer a quotation

Dimensions - 50 JM Aerofoil

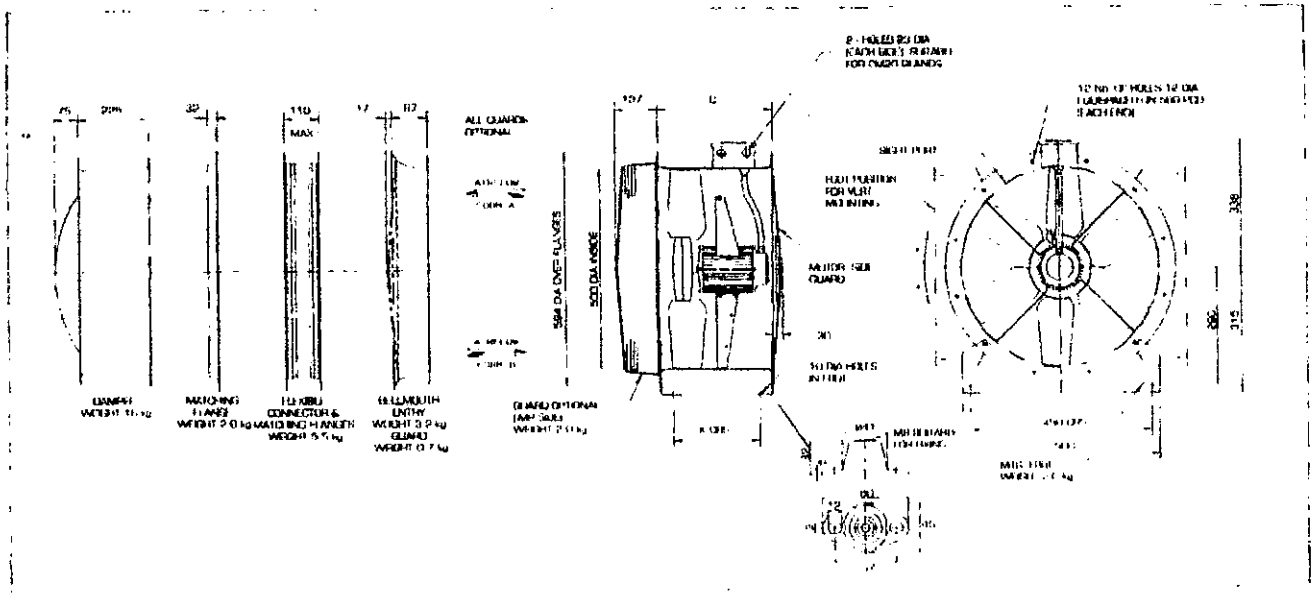

Size	Frame	C	K	Weight kg Fan
	815	330	235	27
	819	375	289	28
500	CT6	[illegible]	[illegible]	[illegible]
	CT5/9	375	289	34
	122/DM29	520	434	60
	112	520	434	67

JM - Cylindrical Silencers

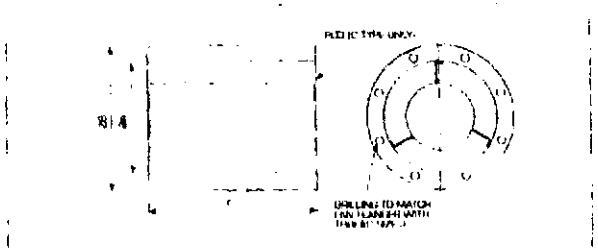

Bore Dia. mm (D)	Length	Acoustic Performance (dB) - Octave Band Mid Frequency - Hz 63	125	250	500	1K	2K	4K	8K
500 B	1D	2	3	8	13	14	10	10	5
500 C	1D	2	3	8	16	21	22	21	17

Suitable for fan OA	Product Numbers	B	C	J	Weight (kg) B Type	C Type
500	68271401	650	500	M10	25	29

* For C type silencer change prefix from SB to SC

All dimensions shown in mm

Transformer Controller

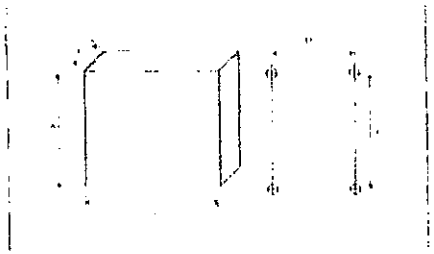

Type	Number Product	A	B	C	D	E	Max. Weight (kg)
MT1.5	423099	255	170	140	155	194	5.5
MT2.2	402018	325	300	175	255	285	12.6
MT3.7	402013	425	300	235	255	355	29

Inverter



Type	Product Number	A	B	C	Weight (kg)
FWX1	[illegible]	[illegible]	242	195	14.2
FWX4	430415	420	242	195	14.2
FWX6	[illegible]	[illegible]	242	195	14.2

Speed Controller

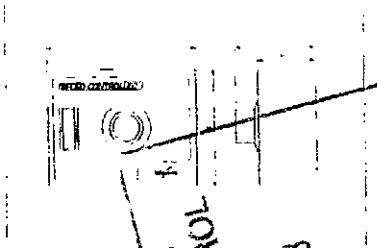

Type	Product Number	A	B	C	D
ME1.3	DA410290	148	47	62	47
ME1.6	DA410281	148	47	62	47

CONTROL 08 JUL 2013