

EXISTING
GROUND FLOOR
1:100

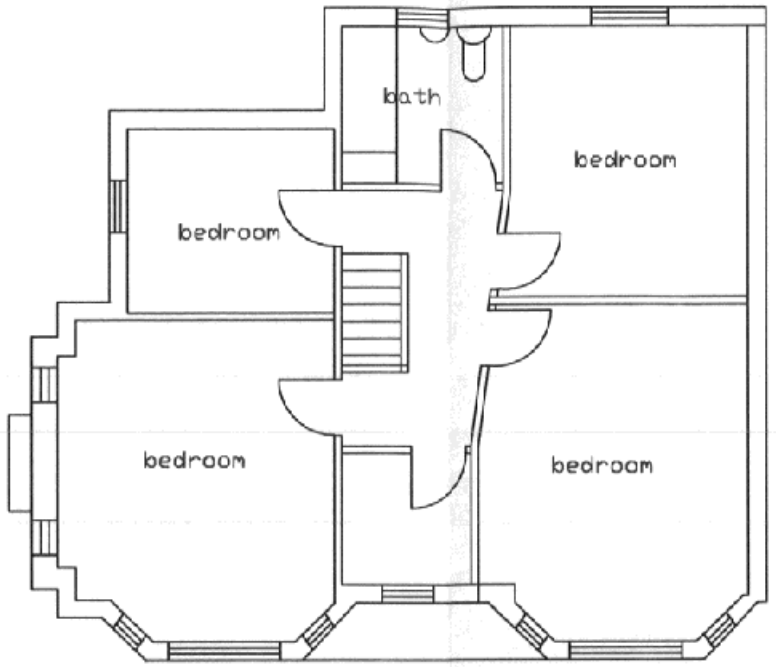

EXISTING
FIRST FLOOR
1:100

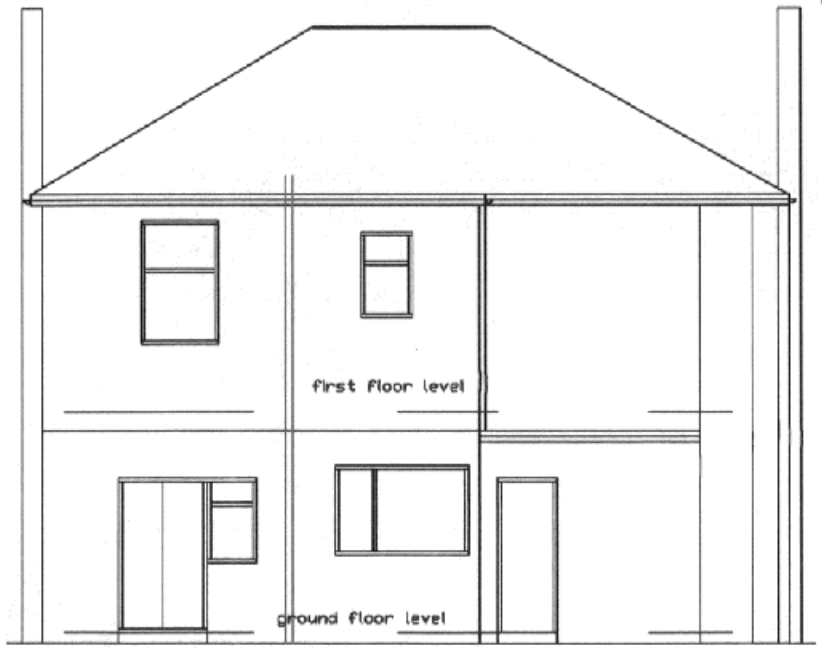

EXISTING REAR VIEW
FINISHED FLOOR LEVEL
1:100

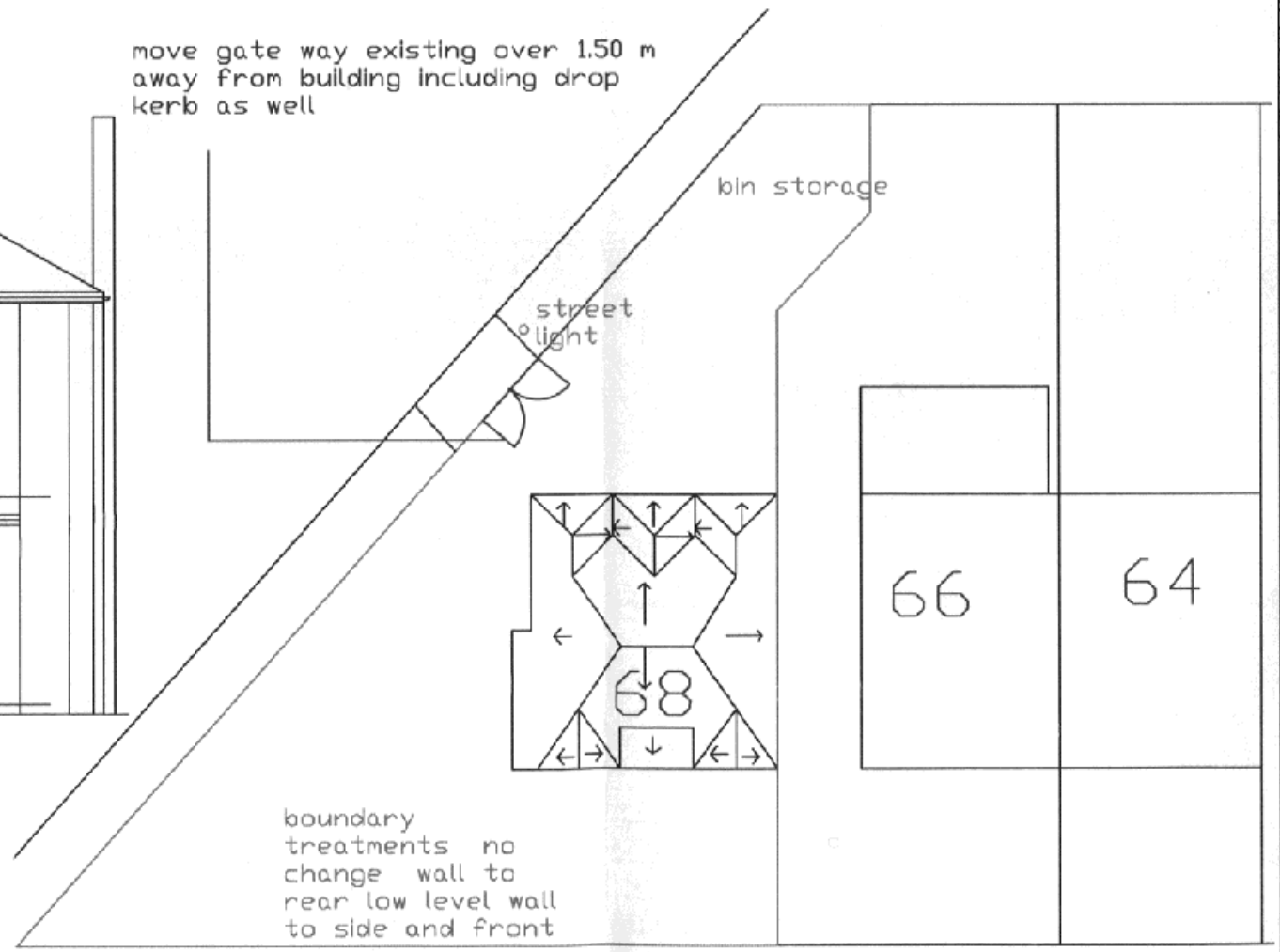

PROPOSED BLOCK PLAN /ROOF PLAN
1:250

notes

Carfully prop existing before any wall removals build new extension first Take down rear and side wall to existing (opening d)rear extension prop existing and remove from site as required make good any works to existing property .

Roof Construction, 100mm x 75 mm wall plate strapped to block work with 1.80 m galvanised straps at 2.00m centres 200m m x 50 mm ridge board @450mm centres , ,code 4 lead to any up stands.175mm x 50 mm rafters and ceiling joists at 450mm centres 200mm x 5-0mm ridge boards 350mm x 50mm hip boards 100mm x 75 mm dragon ties 225mm x 75mm mid span purlins, 100mm x 25mm valley boards and code 4 lead work to valleys and 150mm up stands with 275mm mineral wool in two layers over ceiling joist marley interlocking grey tiles on tyvak supro and 50mm x 25mm battens ,50mm continuous eaves vents with fly protection as requird .12.5mm plaster board and skim as required. Plaster board at 10kg/m2. Any Stud partitions to be 100mm x 50 mm with 100 mineral wool infill, Foundations and Ground works Extension all foundations to 1:3:6 mix concrete 550mm wide by 150mm thick a minimum 900 mm below the lowest ground level ground level. Any drains within 1.0m of foundations then the foundations are to go down to the invert level of the drains 250mm wide solid concrete blocks all bed in cement mortar 1.3 mixes up to ground level any drains passing under the new build are to be exposed and concreted over a minimum of 150mm thick as required, any drains passing through the foundation block works to have R C lintels over bed a minimum of 150 mm as required. Ground floor 100mm base concrete on king span 80mm TW board with DPM over and under and 25mm insulation return to slab base 1200gauge DPM on sand blinding on 150mm clean hardcore horizontal DPC New Construction Face brickwork/block work to match the existing, 102 mm to as agreed with 50 mm cavity with 50mmDri therm ,or 50mm TW king span board or equivalent as required.25mm permaborad internal skin (cavity to match existing)100mm celcon solar block Stainless steel triangular wall ties at 700mm horizontal centre and at 450mm vertical centre and double (220 mm) up at openings .returns minimum 550mm as required DPC to run horizontal to the ground a minimum 150mm high. All above bed in cement mortar 1:3 mix. Structural openings Type a ,9 No. Type up to 3.90m long Catnic lintels CG50 from Openings from 2.10 m to 4.80m wide Cu 50 all bed a minimum 150 mm onto brick/block. On and including 150mm deep pad stones all steel beams encased for half hour fire protection .Opening b,form new opening including 150mm pad stones ,fire line plaster board to all steel work .opening b new double steel beam,s x 4 openings with beam c single reretum steel beam to external wall bolted together with M16 bolts and spacers on padstones .Cavity tray to existing house wall where new extension abuts .Close insulated cavities in existing opening close all insulated cavities with insulated DPC All bed Cement mortar 1:3 mix, proof membrane to lap DPC plaster board at 10kg / m2 Decoration to Clients specification as required .Check adjoing party wall for suitability .200mm x 75 mm floor joists at 400mm centres with mineral wool 100mm between , 22mm chip board floor Herring bone mid span strusts as required (first floor take ot floor to make open plan any brick walls check for beinmg load bearing before rfemoval Provide 1100mm high balestrade with maximium 99mm gaps Any existing timber floors vent to external via 100mm insulated duct work and min 5 No. 150mm x 225mm vent bricks as required

Date Rev

DO NOT SCALE OF THIS DRAWING
TAKE ALL DIMENSIONS ON SITE

client:
ZAMEER MOHAMMED ,
68,SCARSDALE ROAD ,
RUSHOLME
M14 5PR

drawing title:
PROPOSED REAR DOUBLE STOREY EXTENSION WITH MOVED DRIVE WAY WITH SINGLE SIDE EXTENSION

project:
MANCHESTER CITY COUNCIL
PLANNING AND
BUILDING CONTROL
APPLICATIONS

plans drawn.
tel.no.07952934281

drawn:
DRW

date:
AUG. 2010

project no.
SR68

drg. no.
01

rev.

PLANNING
ACKD
REPLIED
RECD 25 AUG 2010
M
M
M
FOR ACTION

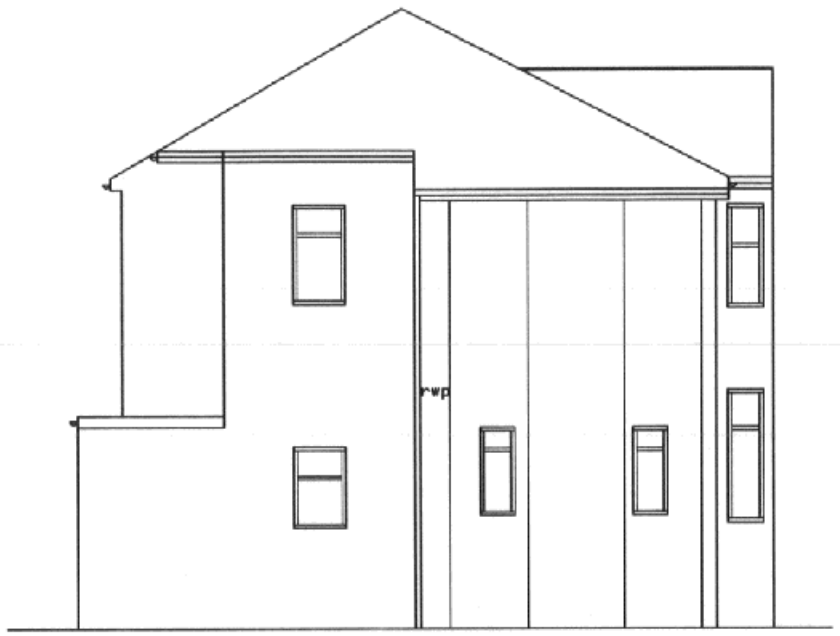

EXISTING SIDE VIEW A
1:100

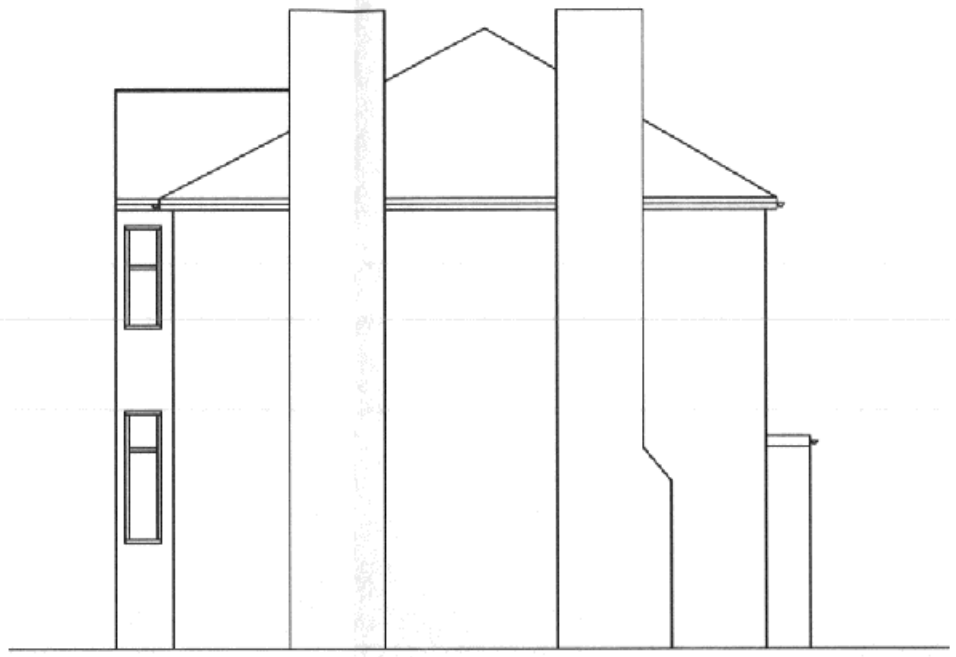

EXISTING SIDE VIEW B
1:100

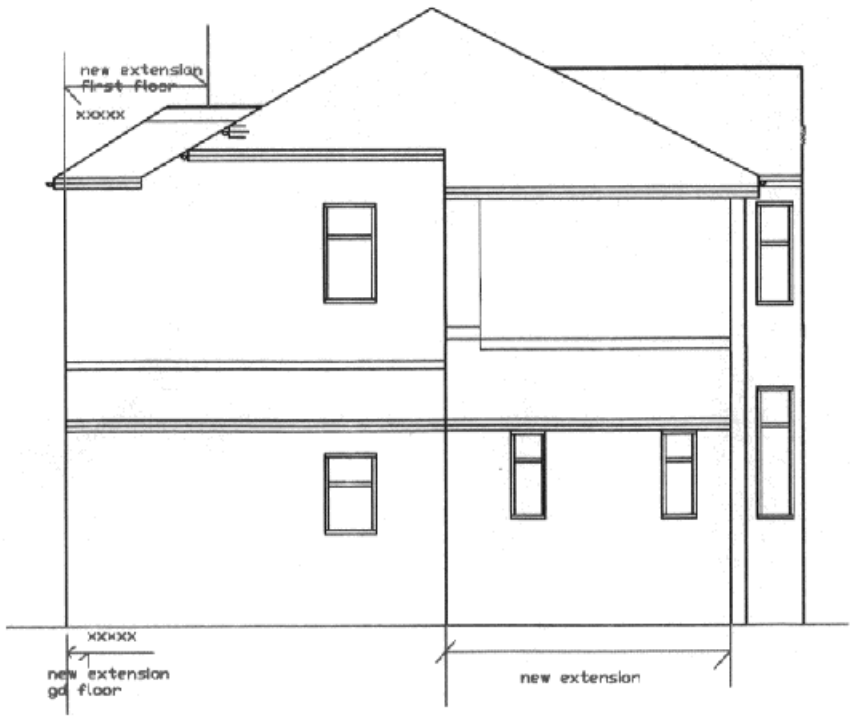

PROPOSED SIDE VIEW A
1:100

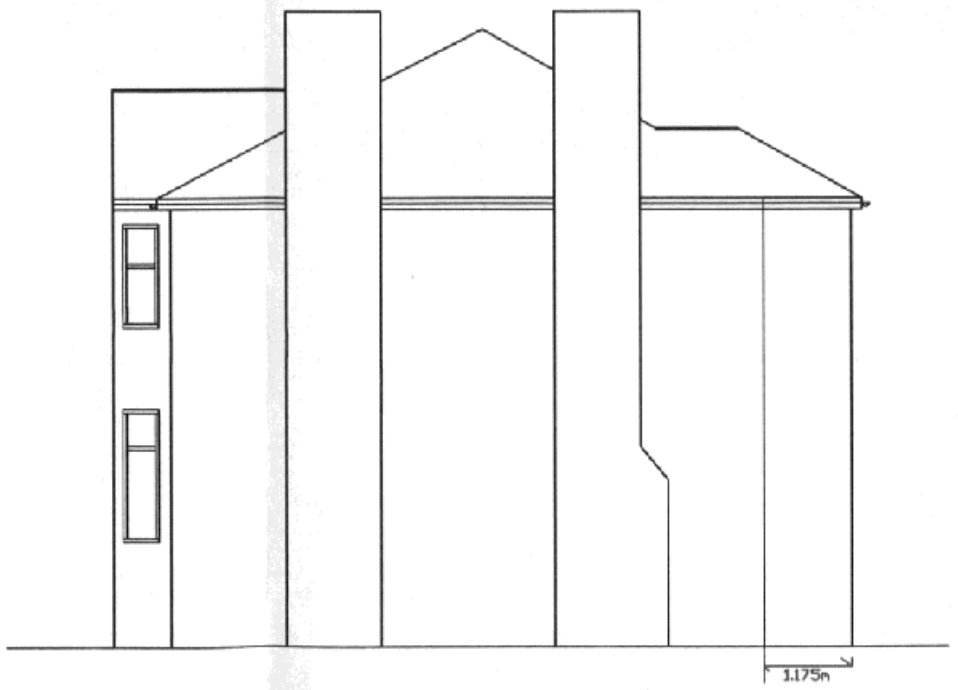

PROPOSED SIDE VIEW B
1:100

notes

WINDOWS AND DOORS AND EXTERNAL UPVC PRODUCTSAll new windows and doors .16mm Argon filled double-glazing units or 20mm double glazed units both with Low E coating as required. Rooms to have 1/20th opening light to floor area. All units to have 8,000 square mm of trickle ventilation. Any Velux windows to have low E coating as well Critical Glazing to below 800mm cill height or within 300mm of door ways etc, to have toughened safety glass to BS 6206.Fire escape windows to be 0.33square meter and 450mm clear opening at min 800mm high and maximum 1.100m above floor level as required 2Willens trickle vents, fitted in accordance with manufacturer's instructions with openable vent areas of 8,000mm2 &4,000mm2 to habitable and non habitable rooms Glazing to be 1.80w/m2 diagram 1 document 7 window,s including 1 obscure 1 back door ,1patio door set sliding any new Rainwater 100mm gutters and 75 mm pipes to be UPVC include all brackets' offsets and stop end as required. relocate existing soil and vent pipeAny new drainage to be 100mm hep sleeve with flexible joints lay to self cleansing falls 1:40 and back filled with 5 mm pea gravel all as agreed with building control all connected into the existing combined system. Any B.I Gullies to be rod able. Provide two new radiator, connected to the existing Boiler combi condensing boiler central heating system; provide thermostatic radiator valves to the new/ relocated radiators as required. All gas works carried out by gas safe approve engineers only. Internal plumbing all new waste pipes sinks etc 38mm waste any combined waste pipes 50mm .all with 75mm deep seal waste trap ,new located soil pipe amended to have the bath and sink waste added as required New bath suite including shower as required , ne wman hole

ELECTRICAL WORKS BY A COMPETENT PERSON SCHEME MEMBER: All wiring and electrical works to be designed, installed, inspected and tested in accordance with the requirements of BS 7671, the IEE 17th edition wiring guidance and Building Regulation Part P (Electrical Safety) by a member of the O.D.P.M Competent Person Scheme. AND the competent person is to send to the Local Authority a 'Self-certification Certificate' within 30 days of the electrical works completion. Client must receive both a copy of 'Self-certification Certificate' and a BS 7671 Electrical Installation Test Certificate. All sockets at minimum 450mm height all switches maximum 1.200metres provide a max 25%normal wattage fitting as required All works carried out by NICHIC / ECA .Electrical works lighting and switches to new kitchen /dining room to distribution board with a 5 amp switch 13amp switched double sockets 8,kitchen 6 utility , Back to the distribution board via 32 amp switch as required Mechanical ventilation 60 liters hob 30litres elswhere kitchen 30 litres utility 15 litres from bath room, etc Fire /smoke alarm fitted first floor landing and ground floor, all interconnected into a hard wired separate circuit as required and back to the 5 amp switch as required. Along with a battery back up as required.xxxxxamendment as agreed with planning

Date Rev

DO NOT SCALE OF THIS DRAWING TAKE ALL DIMENSIONS ON SITE

client:
ZAHEER MOHAMMED ,
68,SCARSDALE ROAD ,
RUSHOLME
M14 5PR

drawing title:
PROPOSED REAR DOUBLE STOREY EXTENSION WITH SINGLE SIDE ELEVATION

project:
MANCHESTER CITY COUNCIL
PLANNING AND
BUILDING CONTROL
APPLICATIONS

PLANNING
RECEIVED
plans drawn
tel.no.07952934281

drawn: DRW
date: OCT. 2009
project no: SR68
drg. no.: 02
rev.: