Proposed Materials - Schedule	
a	Metal cladding with standing seam joints. Material/ colour: tbc
b	PPC aluminium frame. Colour: tbc
c	Opaque glazing
d	Double-glazing
e	Frame to curtain wall. Colour: tbc
f	New brickwork - mortar type 1
g	New brickwork - mortar type 2
h	Pressed-metal framing, Colour: tbc
i	Roof fascia. Colour: tbc

Ward Hall is Grade II Listed, c.1840, altered. Stucco on brick, with sandstone dressings and hipped slate roof. High stone plinth with keyed segmental-arched basement windows, rusticated quoins, moulded eaves and dentilled cornice with pedimented 4 Tuscan columns, entablature, ionic caps. Tall sash windows with pedimented architraves to the ground floor. Shorted sashed windows with moulded architraves to the first floor. Windows with margin panes.

Notes

The Contractor is to check all dimensions and conditions on site before commencing. Do not scale from this drawing.

This drawing remains the copyright of POZZONI LLP.

Scale Bars — TO BE USED ONLY AS GUIDANCE

1:100	mm	100		4000		8000	
1:200	mm		2000		6000		
1:500	M	0	5	10	15	20	m
1:1250	M	0	10	20	30	40	m

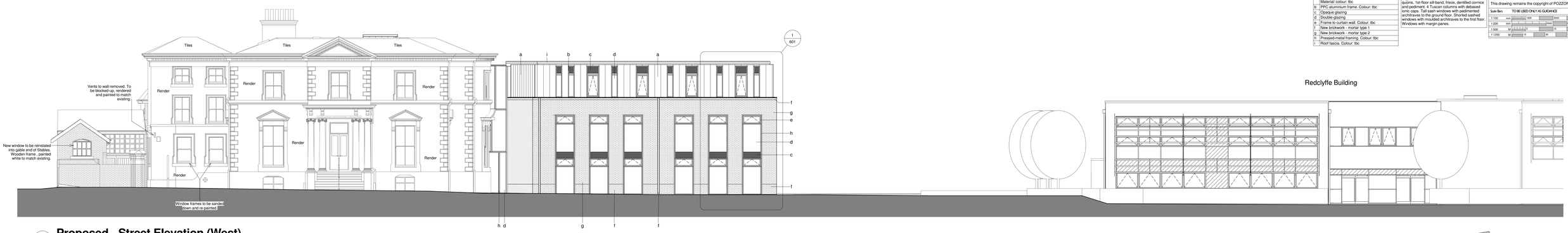

1 Proposed - Street Elevation (West)
1 : 100



2 Proposed - North Elevation
1 : 100

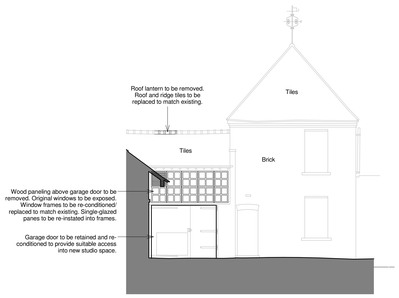

3 Proposed - Garage and House
1 : 100

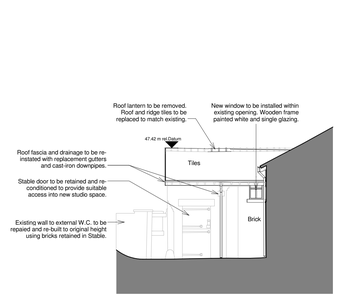

4 Proposed - Stables
1 : 100

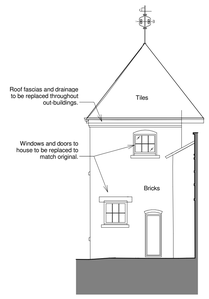

5 Proposed - Side of House
1 : 100

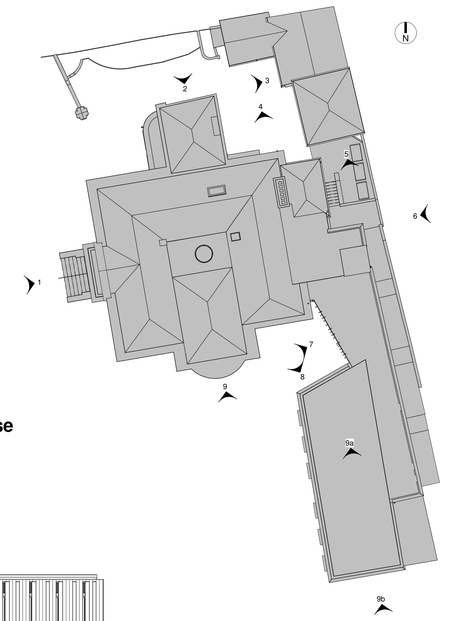

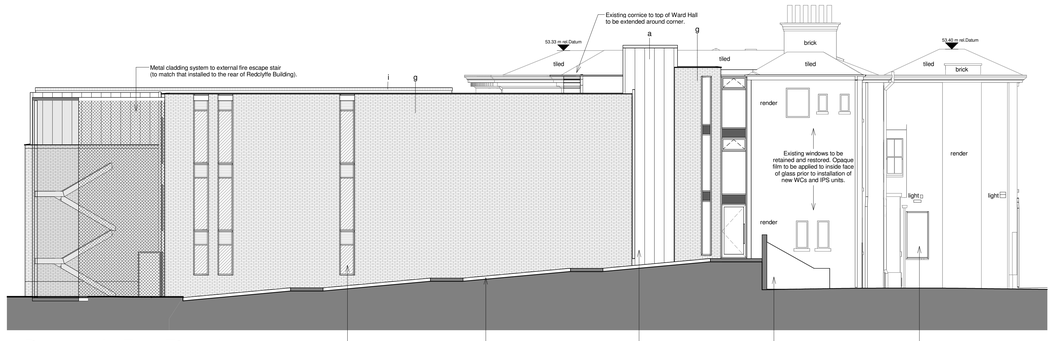

6 Proposed - East Elevation
1 : 100

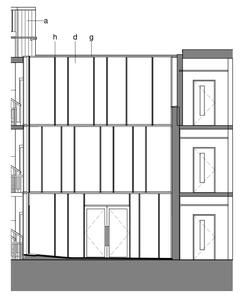

7 New Entrance Glazing
1 : 100

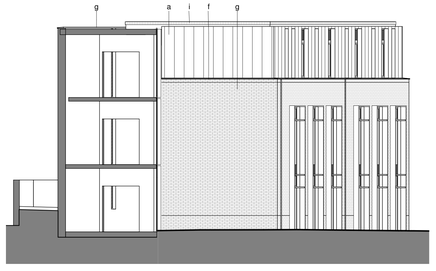

8 Side of Extension
1 : 100



9 Proposed - South Elevation (Ward Hall)
1 : 100



9a Section though Extension
1 : 100

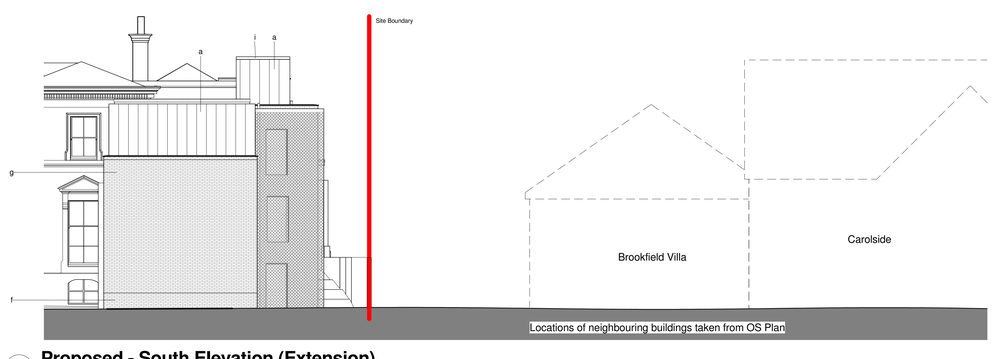

9b Proposed - South Elevation (Extension)
1 : 100

Rev	Description	By	Date

Client: Xaverian College

Job: Ward Hall Extension

Drawing: Proposed - Elevations

Dgl No.: P3599 - 310 — Rev:

Date: 24/04/13 — Scale: As indicated — @ A0

20.12x24		20.12x24		Approved
Project Status	ATW		ATW	CSM
	Feasibility		Tender	Construction
	Design		Contract	As Built

POZZONI

16 Bowling Green Lane
London
EC1R 0BD

020 787 0079
architects@pozzoni.co.uk

2 Woodville Road
Altrincham
WA14 2FH

0161 928 7848
www.pozzoni.co.uk

Drawings and models powered by POZZONI BIM using AutoDesk Revit

Contact us for details