

Photo 1—Showing General Arrangement of the Site



Photo 2—Showing the site of the vandalised monitoring unit.



Photo 3—Showing the building.



Photo 4—Showing the internal location for the monitoring unit

Notes:

Location
Lock 2

Ashton Canal

Project
SCADA Water Control Unit

Title
Existing Photographs

Scale	Date	Drawing No.
1:500	October 2008	AT/ SCADA/03/A