A2

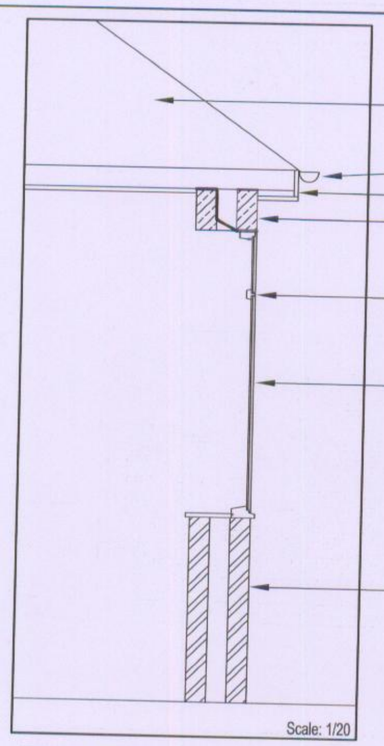

Existing section of window and grille A-A

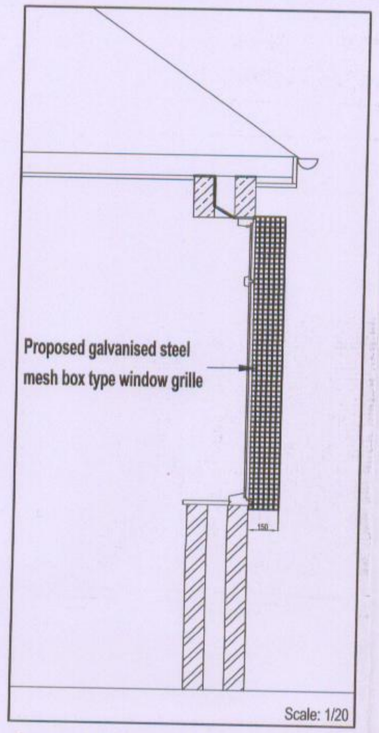

Proposed section of window and grille A-A

Typical window & grill arrangement for windows W1 to W8 as illustrated

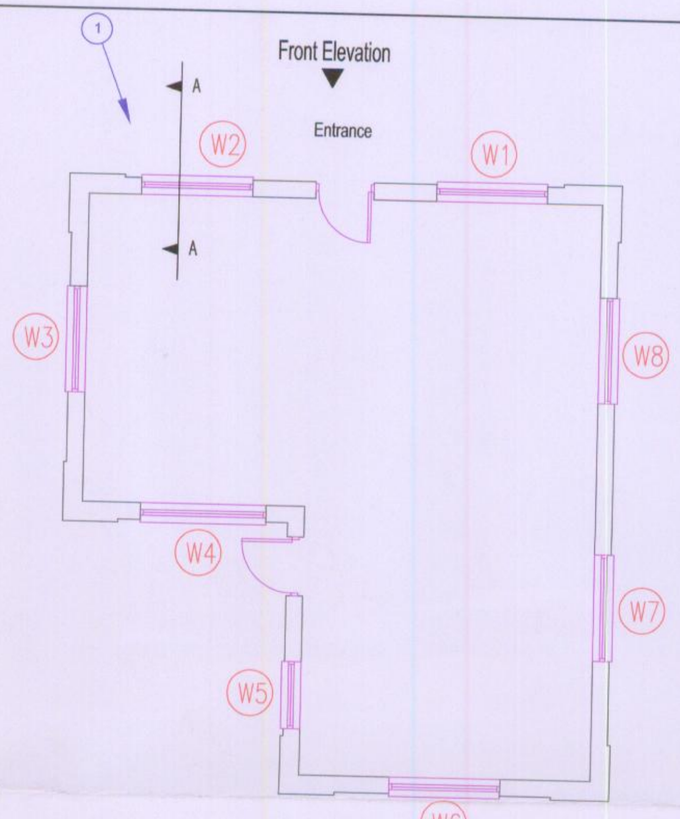

Floor Plan

Scale: NTS

NOTES

GENERALLY

All dimensions must be checked by measurement on site by the Contractor(s). Any discrepancies identified must be immediately notified to the Contract Administrator prior to the commencement of any manufacture, fabrication or site works.

Do not scale from this drawing.

All works shall be in accordance with:

The Building Regulations Approved Documents prevailing at the time of the drawing issue date, particularly (but not limited to):
F - Ventilation
L2B - Conservation of Fuel and Power in Buildings other than Dwellings

and

the Local Authority Building Control Officer's requirements.



1. Cringle Park Play Centre

LEGEND

1 Blue arrow indicates location of photograph

W1 Indicates window

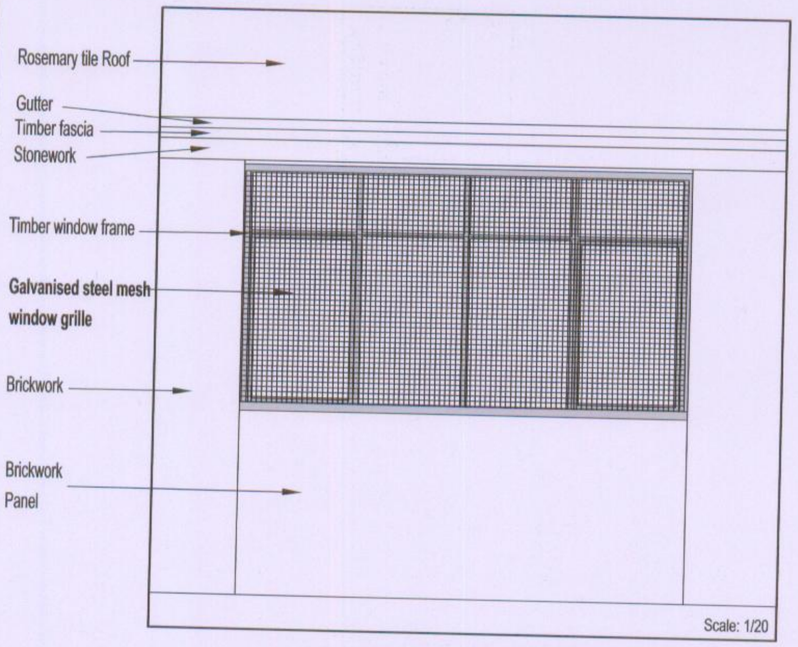

Existing elevation of window (W2) and galvanised steel mesh window grille

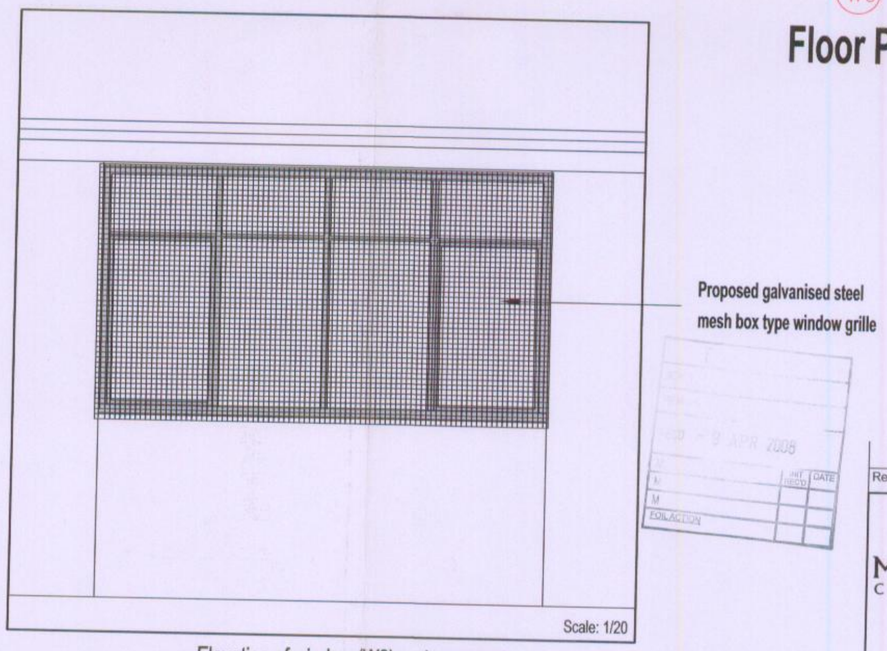

Elevation of window (W2) and proposed galvanised steel mesh box type window grille

Rev	Description	Date	by	chkd

MANCHESTER CITY COUNCIL
Corporate Technical Services Group
4th floor Heron House
47 Lloyd St
Manchester
M2 5LE

JOB TITLE: Cringle Park Play Centre, Errwood Road, M19 1JW AMP Works				
DRAWING TITLE: Proposed Window Grilles				
COMPUTER FILE	DATE: 4.08	SCALE: Various	DRAWN: CS	CHECKED
JOB NO.: EY 34574	DRAWING NO.: B002			REVISION