

PROPOSED FRONT ELEVATION



PROPOSED SIDE ELEVATION



PROPOSED SIDE ELEVATION



PROPOSED REAR ELEVATION



PROPOSED SIDE ELEVATION



PROPOSED FRONT ELEVATION



PROPOSED REAR ELEVATION

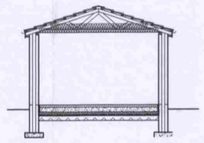



EXISTING REAR ELEVATION



EXISTING FRONT ELEVATION

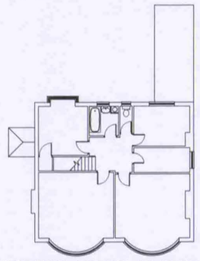

EXISTING FIRST FLOOR PLAN

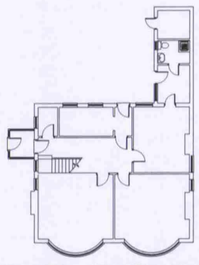

EXISTING GROUND FLOOR PLAN

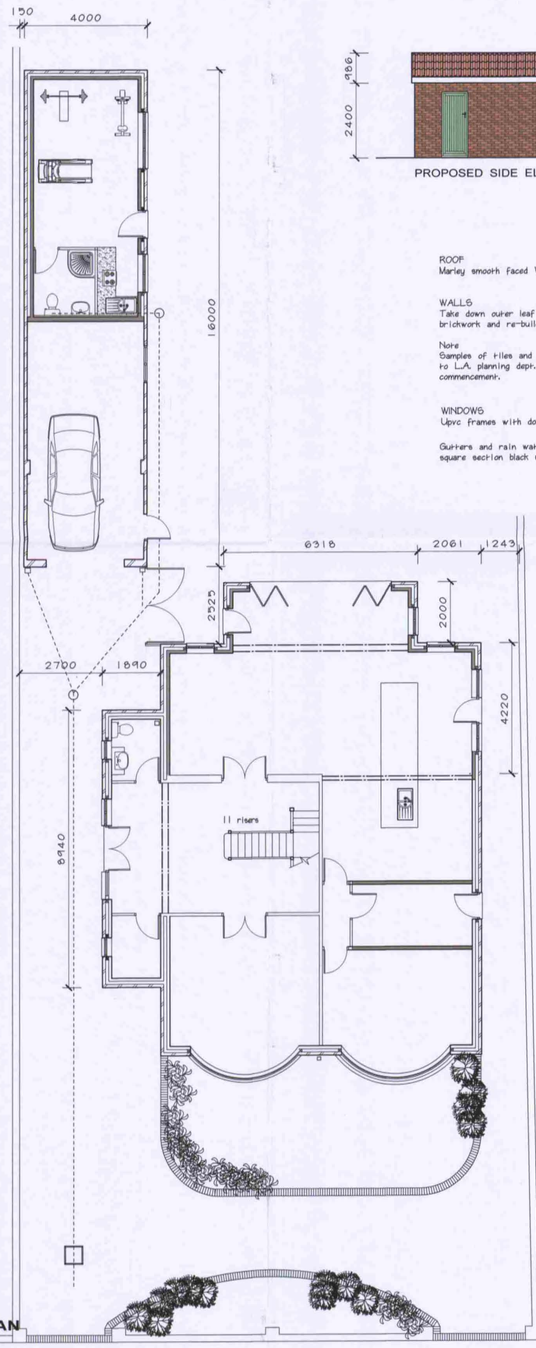

PROPOSED GROUND FLOOR PLAN

ROOF
Marley smooth faced Wessex tiles

WALLS
Take down outer leaf of existing brickwork and re-build in new facing bricks.

Note
Samples of tiles and bricks will be submitted to L.A. planning dept. for approval prior to commencement.

WINDOWS
Upvc frames with double glazed units

Gutters and rain water goods in square section black upvc

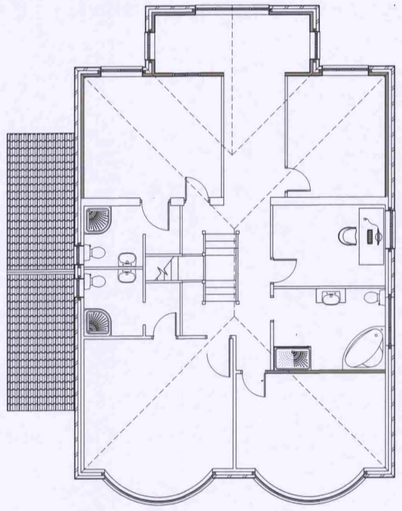

PROPOSED FIRST FLOOR PLAN



SITE PLAN 1 : 200

NOTES:
This drawing must be read with and checked against any structural or other specialist drawings provided.
The Contractor is to comply in all respects with the current building regulations whether or not specifically stated on these drawings.

No dimensions are to be scaled from these drawings, all dimensions tobe checked before wok commences and discrepancy to be reported

Before work commences - ensure all planning conditions & building reg. conditions have been resolved to the satisfaction of the L.P.A.

All works to comply with the workmanship clauses in BS8000 series and be in full compliance with the Building Regulations.

Contractor is to notify Building Control at the appropriate stages in construction - necessary to determine statutory compliance.

All walls, fences, hedges, etc. shown are assumed to be the legal boundaries, and should be checked and confirmed by the client prior to commencement of work.

PLANNING AND BUILDING CONTROL
24 JUL 2012

© The copyright of this drawing is vested in Pinder Dawson Associates and must not be copied or reproduced without their written permission.

A		
	Date	Revisions

Block Plan 1:1250



Client
DR H ROA

Job Title
PROPOSED 2 STOREY EXTN. TO REAR
AND SINGLE STOREY EXTN. TO SIDE
WITH DETACHED GARAGE/GYMNASIUM
AT 36 CIRCULAR ROAD
DIDSBURY MANCHESTER

Drawing Title
PLANS
ELEVATIONS
SITE PLAN

Scale	Dwg. No./CAD Ref.
1 : 200 1 : 100	0344 A/12
Date JULY 2012	Drawn by TD

PINDER DAWSON ASSOCIATES
BUILDING DESIGN
FAIRFIELD WAY WESHAM
PRESTON PR4 3EP
TEL. 07732783627
pinderdawson@hotmail.co.uk