© Copyright: All rights reserved. This drawing must not be reproduced without permission. Do not scale from this drawing. All dimension are in millimetres unless otherwise stated.
Any discrepancies should be reported to the Architect.

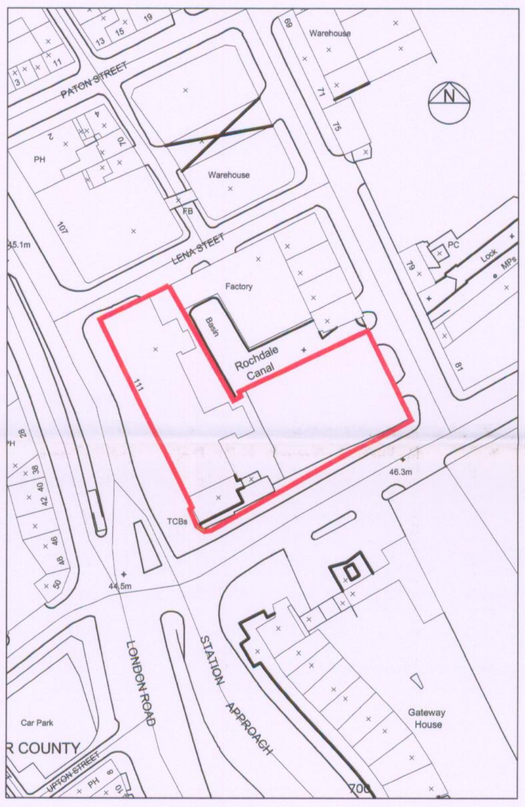

Site Location Map scale 1:1000



Proposed South West Elevation



Proposed South East Elevation



Proposed North East Elevation

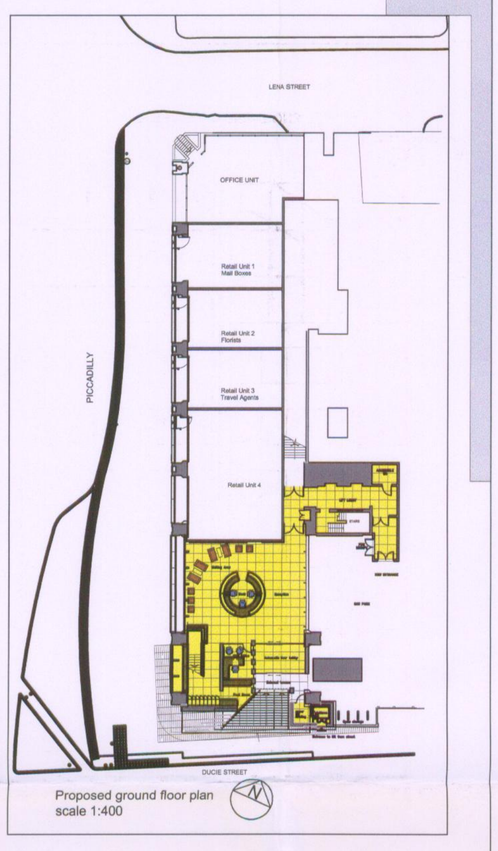

Proposed ground floor plan
scale 1:400



Proposed North West Elevation

PLANNING
ACK'D
REPLIED
RECD 20 MAY 2008
DATE
INIT.
REF. POSTS
M
M
M
REGISTERED

Revision	Description	Date	Drawn	Checked
A	CLADDING PATTERN REVISED	11-4-08	SB	SB

Halliday Meecham Architects Limited
111 Piccadilly, Manchester M1 2HY
t: +44 (0)161 661 5566
f: +44 (0)161 661 5567
e: hma@hallidaymeecham.com
w: www.hallidaymeecham.com

architecture
interior design
space planning
urban planning
project management
planning supervisors

Halliday Meecham

Client:	Bruntwood						
Project:	111 Piccadilly, New Entrance & Reception Area						
Drawing:	Proposed Elevations						
Scale @ A1	Scale @ A3	Date:	Drawn:	Checked:	Job No.	Drawing No.	Revision
1:200		13.03.08	JAK	SB	3929	P 02	A