Notes
1) Figured dimensions to be taken. Do not scale dimensions. Contractors must verify all dimensions on site before preparing shop drawings or commencing any work.
2) Copyright © This drawing must not be reproduced without the permission of The Groundwork Trust
3) Reproduced from Ordnance Survey mapping with permission of the controller of HMSO.

© Crown copyright. Unauthorised reproduction infringes Crown copyright and may lead to prosecution or civil proceedings.

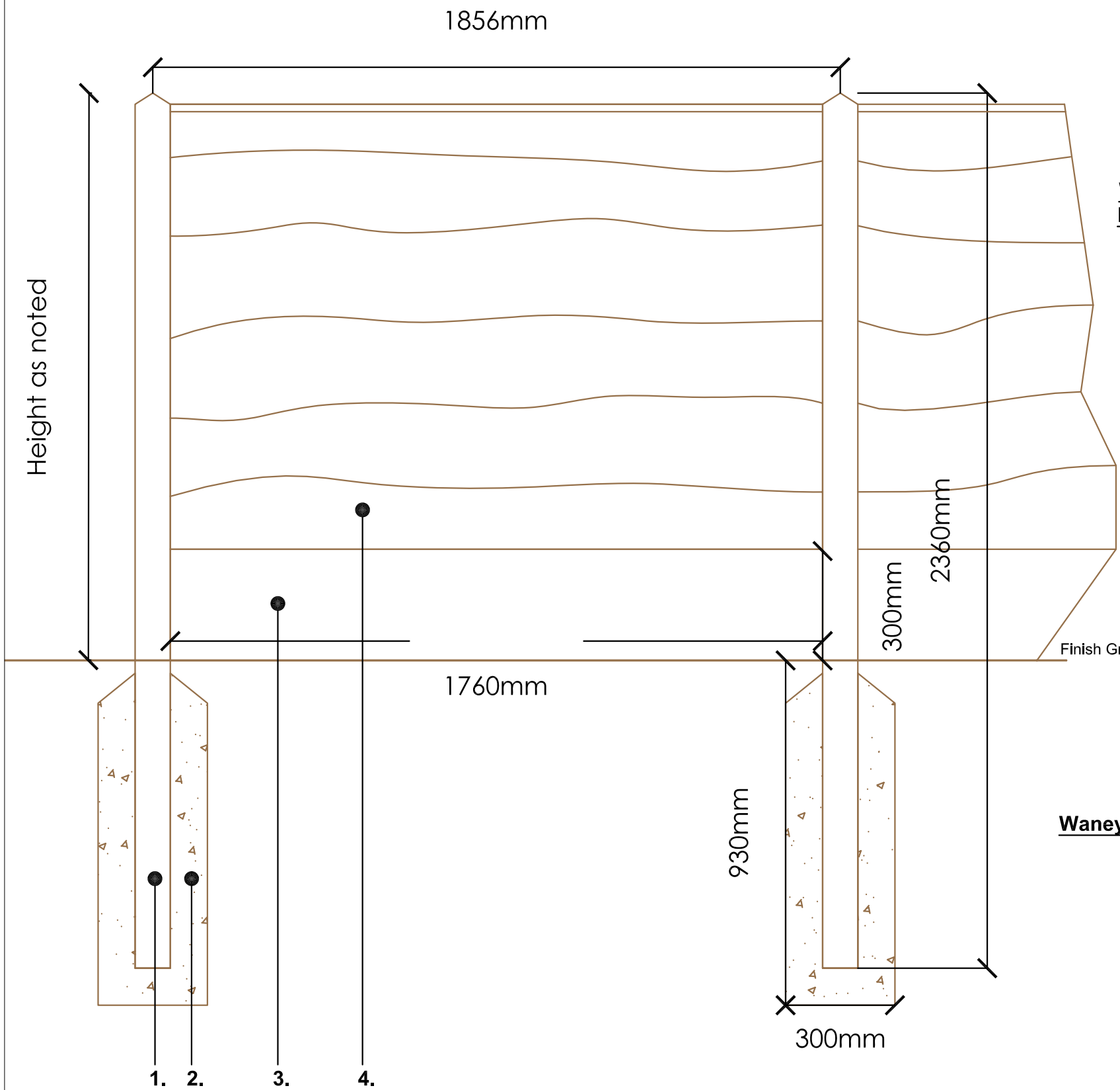

Waney Lap Fencing Elevation

Waney Lap Fencing Cross Section

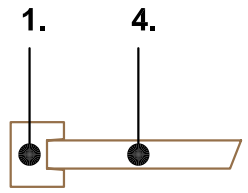

Waney Lap Fencing End of Fence Panel Joint

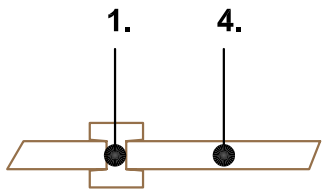

Waney Lap Fencing Typical Panel Joint

Notes:

1. 2360 x 115 x 95mm standard slotted concrete fence posts set at 1856mm centres.

2. GEN1 / ST2 concrete to post.

3. 1760 x 300mm PCC standard gravel board. Gravel board set into ground for 150mm 1C (i) to achieve 1000mm overall height.

4. 1760mm wide variable height standard timber waney lap panel.

5. Back of pavement edge to be made good, neatly using surrounding material (bitmac / concrete) ensuring no trip hazards are formed.

Stain to be considered on a scheme by scheme basis to visually tie in old and new fencing.



Boundary Type No 2A (i) - 1530mm waney lap fence

Boundary type no	Height (mm)	Application
2A (i)	1000	Front boundaries between properties (last panel adjacent to highway)
2A (ii)	1530	Front boundaries between properties (excluding 1 panel)

Southway Housing Trust

Revisions Notes:

Rev	Date	Notes
A	17-12-10	Adjusted drawing number

GROUNDWORK

CHANGING PLACES CHANGING LIVES

Project: Southway Housing Trust Driveway Improvements

Drawing Title: Boundary Type No. 2A (i) & (ii) - Waney Lap Fencing

SCALE	DATE	DRAWING NO.	REV	DRAWN BY	CHECKED BY
1:20 @ A4	30.09.10	1612-044	A	AP	PH

Groundwork in Manchester, Salford, Stockport, Tameside & Trafford.
Timber Wharf, 42-50 Worsley Street, Castlefields Manchester, M15 4LD Tel: 0161 220 1000