The copyright in this document (including its electronic form) shall remain vested in the Designer but the Client shall have a licence to copy and use the document for the purpose for which it was provided. The Designer shall not be liable for the use by any person of this document for any purpose other than that for which the same was provided by the Designer. This document shall not be reproduced in whole or in part or relied upon by third parties for any use whatsoever without the express written authority of the Designer.

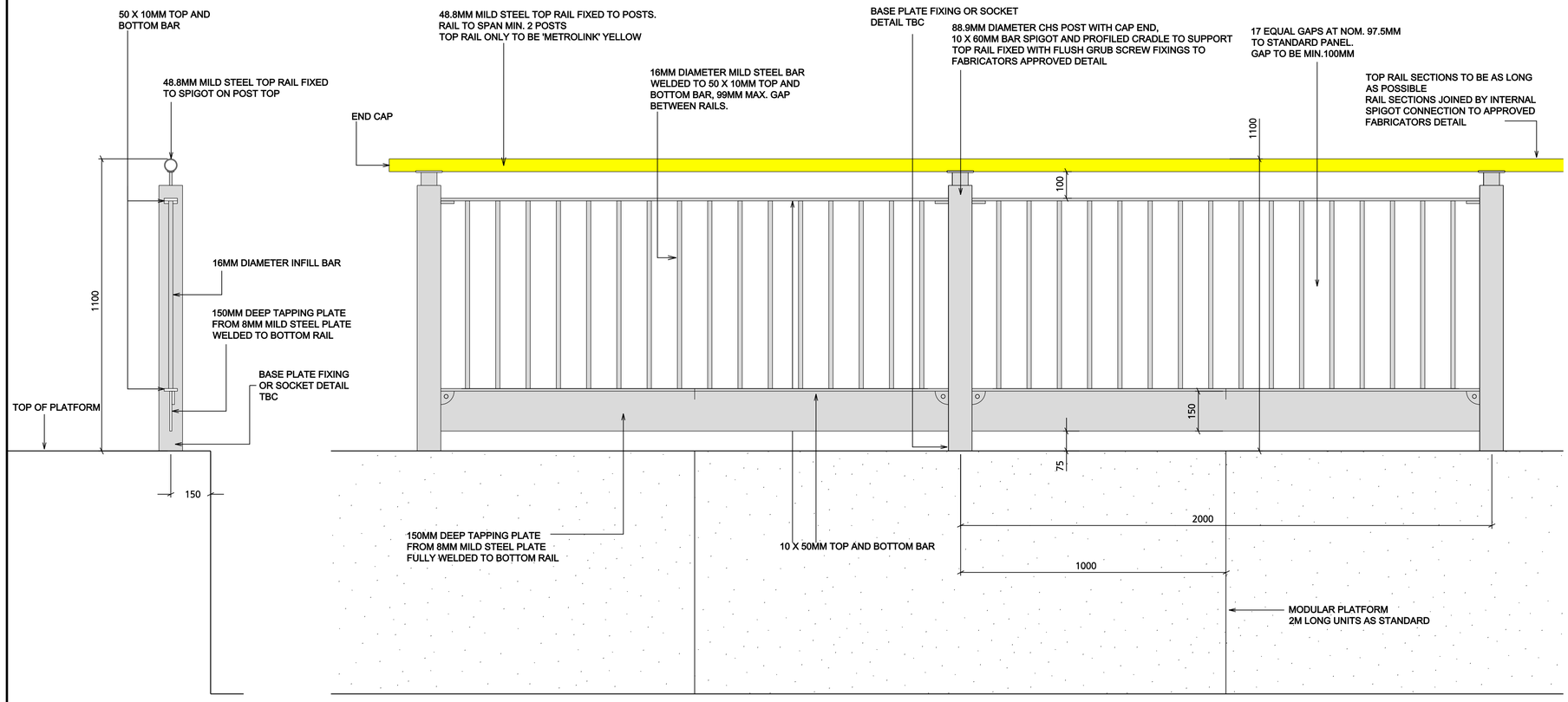

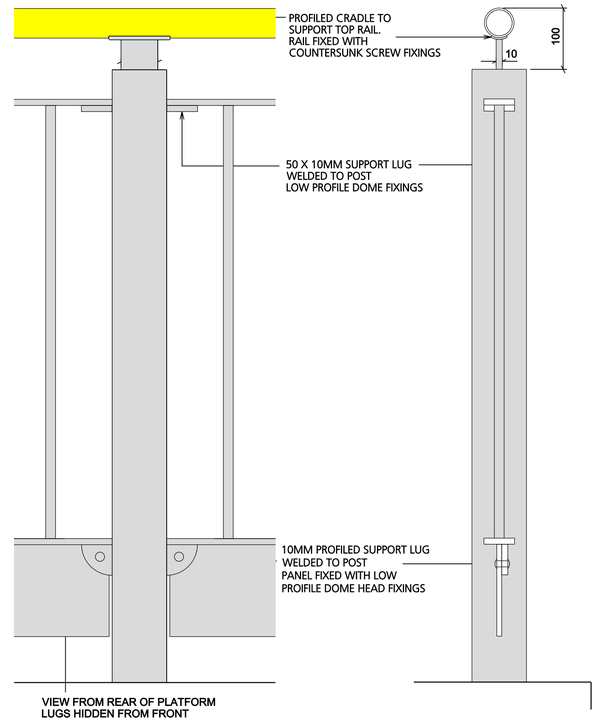

PANEL FIXING (1:5)

FIXING DETAILS INDICATIVE ONLY-
FABRICATOR TO PROVIDE FULL DETAILS FOR APPROVAL

SECTION (1:10)

ELEVATION FROM FRONT OF PLATFORM (1:10)

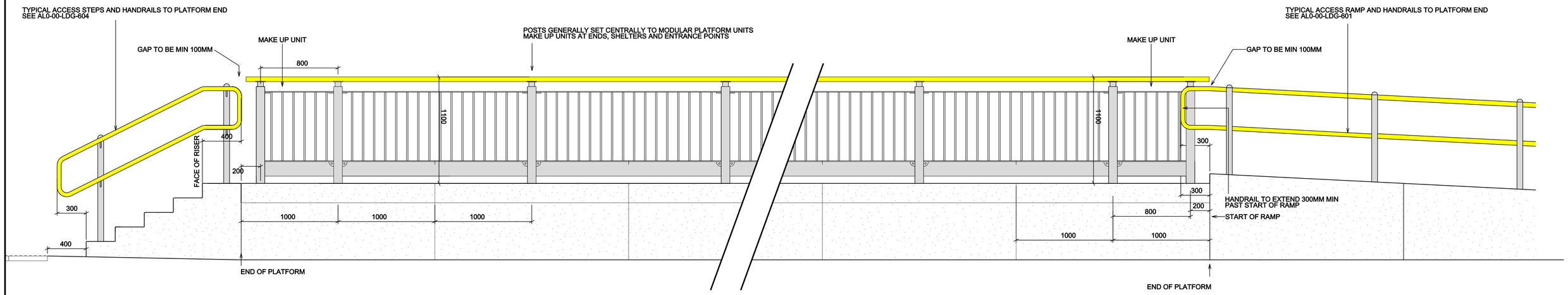

TYPICAL ELEVATION FROM FRONT OF PLATFORM SHOWING TYPICAL END ACCESS (1:20)
REAR PLATFORM RAILING REF:PR

RAILING COLOUR FINISHES

- TRAFFIC YELLOW RAL 1023
- METRO SILK GREY RAL 7044

Note: REFER TO SPECIFICATION MPT3A-AL0-00-ZSP-604 SERIES 400
ROAD RESTRAINT SYSTEMS (VEHICLE AND PEDESTRIAN) APPENDIX 4/1
REFER TO SPECIFICATION MPT3A-AL0-00-ZSF-619 SERIES 1900
PROTECTION OF STEEL AGAINST CORROSION APPENDIX 19/1
ALL MILD STEEL ELEMENTS TO BE GALVANISED TO BS EN ISO 1461 AND PAINTED AS ABOVE SPECIFICATION
FABRICATION DRAWINGS TO BE PRODUCED TAKING ACCOUNT OF MODULAR PLATFORM SYSTEM AND MAKE ADEQUATE ALLOWANCE FOR CONSTRUCTION TOLERANCES, JOINTING AND EXPANSION

IN PROGRESS - NOT ISSUED AT D01

'VERIFICATION PROCEDURES NOT COMPLETE'

Rev	Date	Detail	Made	Chk'd	App'd
D01	28-10-10	ISSUED FOR IDR	AMc	CM	

Client: GMPTE
MPT Laing O'Rourke Volkerfail Thales

Design:	CM
CAD:	AMc
Chk'd:	CM
App'd:	RM
Scale:	1:5, 1:10 & 1:20@A1
Date:	OCTOBER 2010

MANCHESTER METROLINK PHASE 3B
ALL LINES

Title: REAR PLATFORM RAILINGS

Drg No' MPT3B-AL0-00-LDG-600

Rev: D01

cm | A1

DRG Path: R:\908023 GMPTE Metrolink Phase 3 A\Cad\Standards and Project CAD Guides\current\A1 Landscape test.dwg User: grahamhutt Plot time: 08-00-00 @ 1:48pm

AL0-00-LDG-600.dwg 27/10/2010 14:50:56