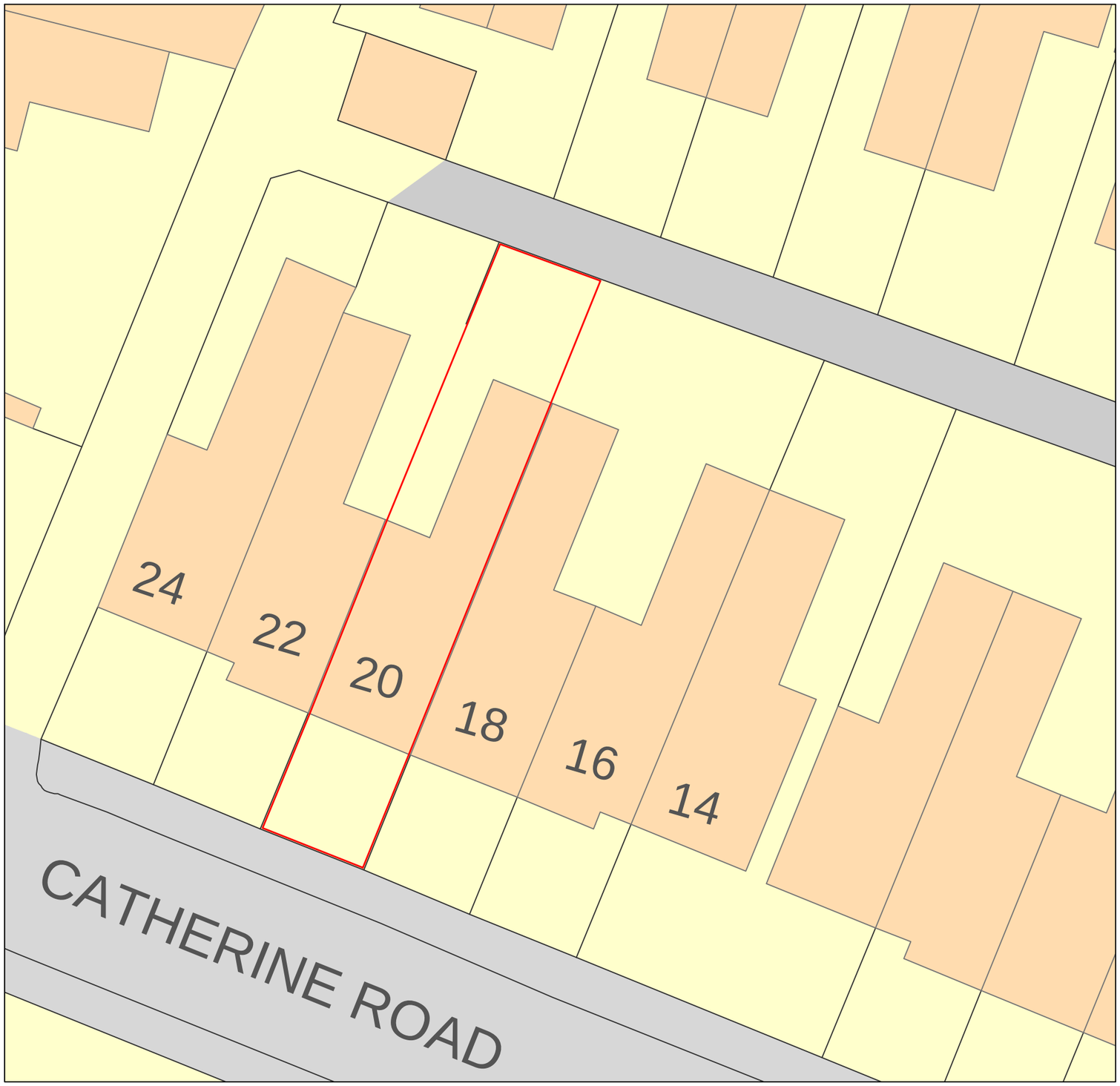

SITE PLAN 1:200

0m 10m 20m 30m 40m 50m 100m 150m 200m 250m 1:1250

0m 5m 10m 15m 20m 25m 30m 35m 40m 1:200



LOCATION PLAN 1:1250

Ordnance Survey. (c) Crown Copyright 2012. All rights reserved. Licence number 100020449

DEBTAL ARCHITECTURE.
72 Bury New Road, Manchester. M25 0JU.
Tel: 0161 773 1630 Fax: 0560 125 9308
www.debtalarchitecture.co.uk

PROJECT
20 CATHERINE ROAD
CRUMPSALL
MANCHESTER
M8 4HA

CLIENT
AMCO MANAGEMENT
76-80 BURY NEW ROAD
PRESTWICH
M25 0JU

TITLE
LOCATION & SITE PLAN

DATE JULY 2013

DRAWING NO. DA1266 01

Rev. A

SCALE 1:200 / 1:1250 @ A3

ALL CONTRACTORS MUST VISIT THE SITE, TAKE SITE DIMENSIONS RELATIVE TO THIS DRAWING, AND NOTIFY THE DESIGNER OF ANY DISCREPANCIES UNCOVERED ON SITE. SEWER INVERT LEVELS MUST BE VERIFIED BEFORE WORK COMMENCES. THIS DRAWING MUST BE CHECKED AGAINST ANY OTHER STRUCTURAL /SPECIALIST DRAWINGS PROVIDED. ALL CONTRACTORS TO COMPLY WITH CURRENT BUILDING REGULATIONS WHETHER OR NOT SPECIFIED ON THIS DRAWING.

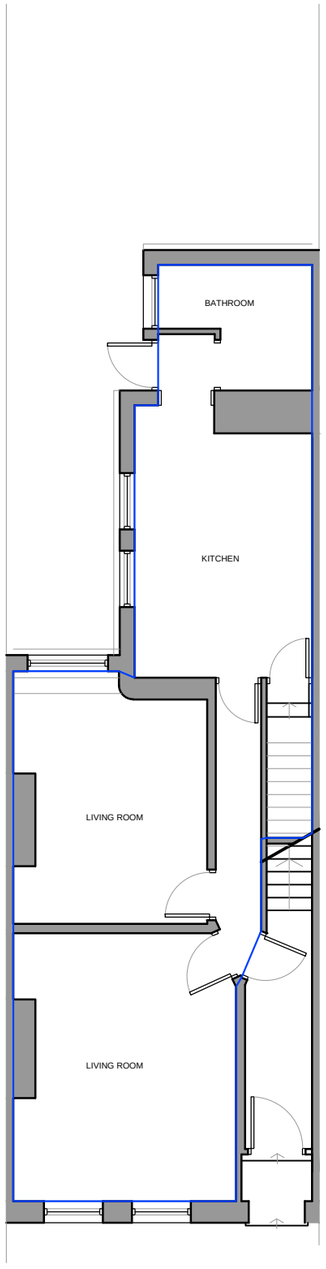

GROUND FLOOR

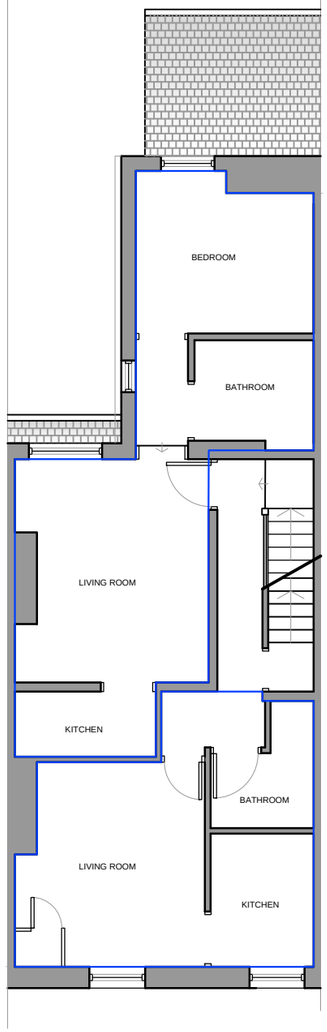

FIRST FLOOR

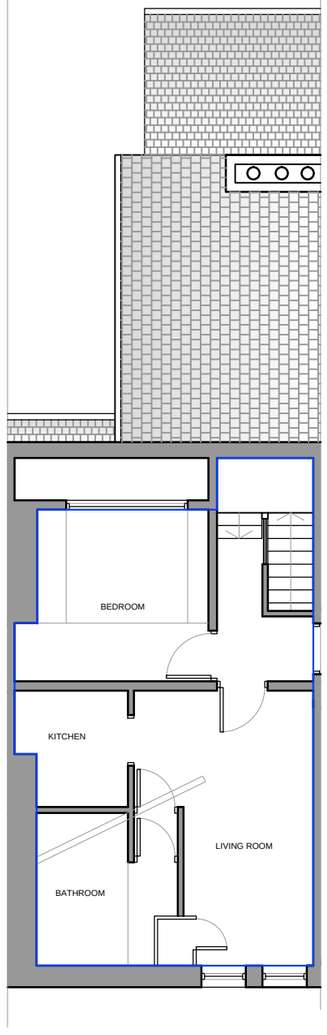

ATTIC

0m 1m 2m 3m 4m 5m 10m 15m 20m

1:100

DEBTAL ARCHITECTURE.
72 Bury New Road, Manchester. M25 0JU.
Tel: 0161 773 1630 Fax: 0560 125 9308
www.debtalarchitecture.co.uk

PROJECT
20 CATHERINE ROAD
CRUMPSALL
MANCHESTER
M8 4HA

CLIENT
AMCO MANAGEMENT
76-80 BURY NEW ROAD
PRESTWICH
M25 0JU

TITLE
EXISTING PLANS

DATE JULY 2013
SCALE 1:100 @ A3
DRAWING NO . DA1266 02
Rev. A

ALL CONTRACTORS MUST VISIT THE SITE . TAKE SITE DIMENSIONS RELATIVE TO THIS DRAWING . AND NOTIFY THE DESIGNER OF ANY DISCREPANCIES UNCOVERED ON SITE . SEWER INVERT LEVELS MUST BE VERIFIED BEFORE WORK COMMENCES . THIS DRAWING MUST BE CHECKED AGAINST ANY OTHER STRUCTURAL /SPECIALIST DRAWINGS PROVIDED . ALL CONTRACTORS TO COMPLY WITH CURRENT BUILDING REGULATIONS WHETHER OR NOT SPECIFIED ON THIS DRAWING .

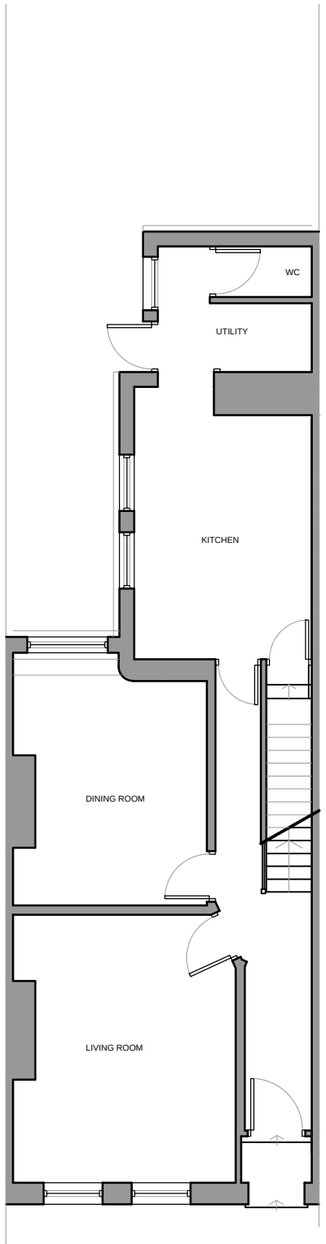

GROUND FLOOR

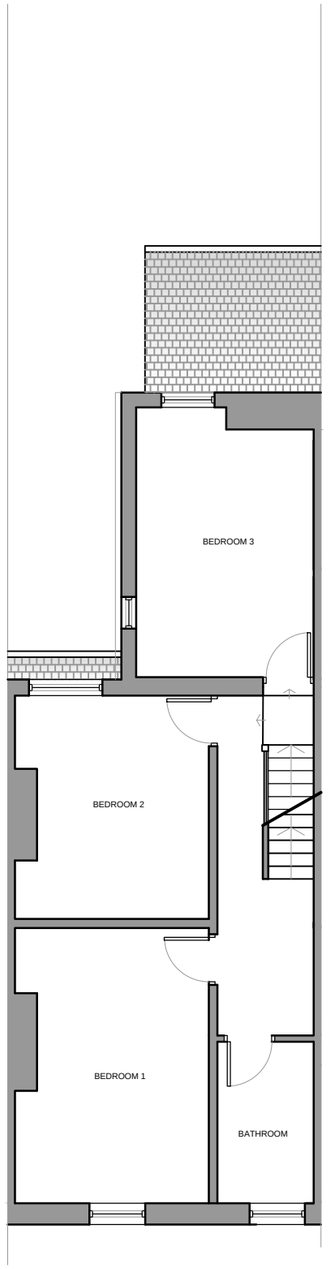

FIRST FLOOR

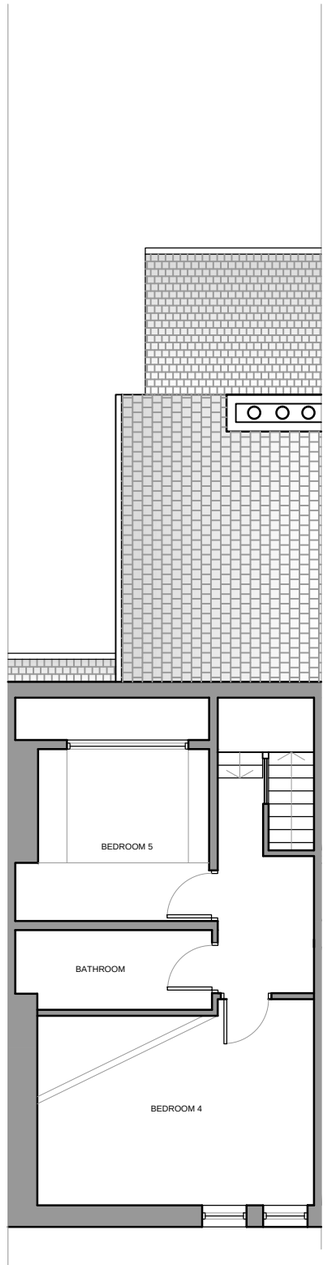

ATTIC

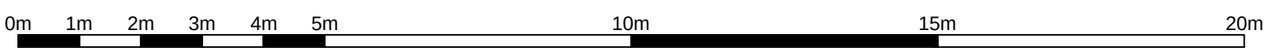

1:100

DEBTAL ARCHITECTURE.
72 Bury New Road, Manchester. M25 0JU.
Tel: 0161 773 1630 Fax: 0560 125 9308
www.debtalarchitecture.co.uk

PROJECT
20 CATHERINE ROAD
CRUMPSALL
MANCHESTER
M8 4HA

CLIENT
AMCO MANAGEMENT
76-80 BURY NEW ROAD
PRESTWICH
M25 0JU

TITLE
PROPOSED PLANS

DATE JULY 2013
SCALE 1:100 @ A3
DRAWING NO . DA1266 03
Rev. A

ALL CONTRACTORS MUST VISIT THE SITE , TAKE SITE DIMENSIONS RELATIVE TO THIS DRAWING , AND NOTIFY THE DESIGNER OF ANY DISCREPANCIES UNCOVERED ON SITE . SEWER INVERT LEVELS MUST BE VERIFIED BEFORE WORK COMMENCES . THIS DRAWING MUST BE CHECKED AGAINST ANY OTHER STRUCTURAL /SPECIALIST DRAWINGS PROVIDED . ALL CONTRACTORS TO COMPLY WITH CURRENT BUILDING REGULATIONS WHETHER OR NOT SPECIFIED ON THIS DRAWING .