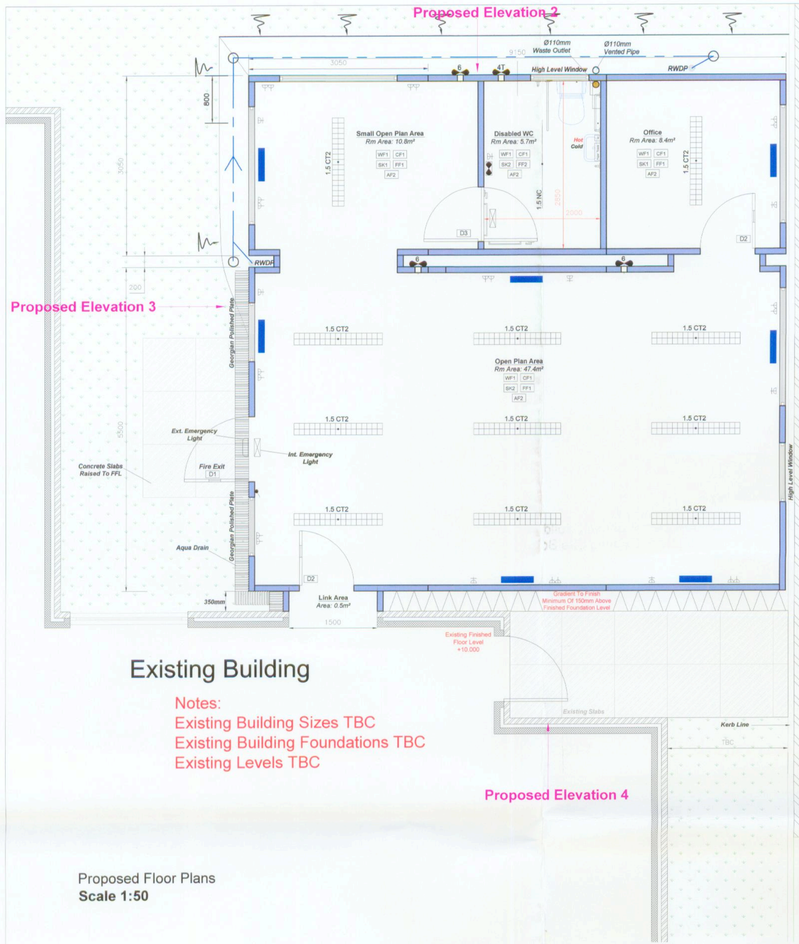

Existing Building

Notes:
Existing Building Sizes TBC
Existing Building Foundations TBC
Existing Levels TBC

Proposed Floor Plans
Scale 1:50

Existing Car Parking

Existing Refuse Storage Area



Proposed Site Plan
Scale 1:1250

- Indicates Proposed Building Outline
- Indicates Existing Site Boundaries

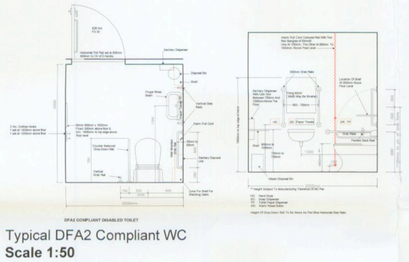

Typical DFA2 Compliant WC
Scale 1:50

Ventilation Table

	Floor Area m2	Room Volume m3	1/20 of Floor area m2	Ventilation Open area m2	Permanent Ventilation mm2	Mechanical Extraction	m3/hr
Open Plan Area 1 & 2	58.20	137.35	2.910	2.408	48000	3 @ 6" Mec. Vent	750
Disabled WC	5.70	13.45	0.285	0.268	8000	1 @ 4" Mec. Vent	92
Office	8.40	19.82	0.420	0.535	8000		

Door Schedule

Door No.	Quantity	Exterior	Opening	IFire Rating	Vision Panels	Closer	Magnetic Holdback	Securing Method	Ironmongery	Door Finish	Additional Information
D1	1		1100mm	ISC 30				Push Bar		Standard Sibcas External Door.	Emergency Exit Door
D2	2		926mm	IFD 30s				Mortice Lock	Lever Handle	Standard Sibcas Oak Finish	
D3	1		926mm	IFD 30s				Thumb Turn Lock	'D' Handle	Standard Sibcas Oak Finish	Vacant indicator, Door stop release

s - (Rating Column) Denotes Smoke Stop (Brush or Blade Type) to Full Perimeter of Door
All doors fitted with kick plates & door stops.



Proposed Elevation 1
Scale 1:50



Proposed Elevation 2
Scale 1:50



Proposed Elevation 3
Scale 1:50



Proposed Elevation 4
Scale 1:50

All Internal Walls To Have A Class O Fire Rating / Class 1 Spread Of Flame

All Plumbing To Comply To Current British Standard Requirements BS 6465-Part 1:1994

All Electrics To Comply To Current 16th Edition I.E.E. Regulations BS 7671: 2001

All Internal Doors To Be FD30 (Doors Marked FD30s To Have Intumescent Strip Fitted Etc)

Viewing Panels To Be Fitted On Doors As Indicated On Drawing

All Emergency Lighting To Be In Compliance With BS 5266 Part 1

All Fire Doors To Be Marked With The Appropriate Fire Safety Signs (BS 5499 Prt 1)

All Ramps & Disabled Toilets To Be In Compliance With BS 8300 : 2001

All Ventilation To Be In Compliance With BS 5925 Part 1

All Glazing to Comply with BS6262 : Part 1

All Fire Detection to be in Compliance With BS 5839 Part 1

Internal Finishes Schedule

Wall Paint Finishes

WF1 Matt, Emulsion - Magnolia
WF2 Mid Sheen, Emulsion - Magnolia

Skirtings

SK1 90 x 12.5mm Timber - . O.G. Moulding - White Gloss Finish
SK2 Coved - Sit on top - Grey Finish
SK3 Coved, Set - in Welded - Grey Finish

Architrave's

AF1 Timber - White Gloss Finish
AF2 Timber - Oak Stain Finish

Floor Finishes

FF1 Carpet (Galla 35) - Colour - Blue
FF2 Non-Slip 2.0mm Safety Vinyl (Altro - Contrax Range) - Colour - Grey
FF3 Vinyl (Tarkett - Tapiflex TX 243 - Sapphire Range) - Colour - Grey
FF4 Entrance Barrier Matting - (Heckmondwicke Range) - Colour - Grey

Ceiling Finishes

CF1 Plasterboard. Smooth Finish - White Matt Emulsion
CF2 Plasterboard. Smooth Finish - White Mid Sheen Emulsion
CF3 Plasterboard. Artex Finish - White Matt Emulsion
CF4 Plasterboard. Artex Finish - White Mid Sheen Emulsion

Windows

Windows to have Venetian Blinds Internal
Window Cill set at a height of 1150mm from finished floor level
White Powder Coated Aluminium window section.

Splash Backs To Sink

Min. 2 tile (300mm) high splash back above all sinks & WHB's

DOC M Pack

Blue Finish

External Finishes Schedule

Wall Finishes

Aluminium Weatherlap Cladding - Colour - M.O.D. Green
Natural Marble Chip Panel (Sterni) - Colour - M.O.D. Green

Fascia

W.B.P. Ply Fascia Colorsteel Clad - M.O.D. Green

Debris Skirt

Plywood - Black

Rainwater Goods

Grey UPVC

1200 Flouresent Light Fitting
1200 Non-corrosive Flouresent Light Fitting
1200 Flouresent Light Fitting with Prismatic Diffuser
1200 Cat. 2 Flouresent Light Fitting
1500 Flouresent Light Fitting
1500 Non-corrosive Flouresent Light Fitting
1500 Flouresent Light Fitting with Prismatic Diffuser
1500 Cat. 2 Flouresent Light Fitting
1800 Flouresent Light Fitting
1800 Non-corrosive Flouresent Light Fitting
1800 Flouresent Light Fitting with Prismatic Diffuser
1800 Cat. 2 Flouresent Light Fitting
2-D Flouresent Light Fitting
Pandrop Flouresent Light Fitting
External Emergency Light Fitting
Internal Emergency Light Fitting
2kW Convector Heater
1kW LST Convector Heater
3kW Air Curtain
1kW / 2kW High Level Fan Heater
2kW Panel Heater
3kW Flow Through Water Heater
7.2kW 25 / 45 Litre Water Heater
Room Stat
Frost Stat
6" Mechanical Extractor Fan
4" Mechanical Extractor Fan
4" Mechanical Extractor Fan (Timed)
Single Gang Light Switch
Twin Gang Light Switch
Pull Cord Light Switch
Emergency Pull Cord
Key Switch
Cooker Control Switch
2 Way Single Gang Light Switch
Twin 13A Switched Socket Set At 450 Above Floor Level (Different Heights From This Will Be Noted On Plans)
13A Fused Connection Unit Set At 450 Above Floor Level (Different Heights From This Will Be Noted On Plans)
Twin 13A Switched Socket Set Into Trunking
Isolator Switch
Distribution Board
Consumer Unit
Twin Telephone Socket (RJ45)
Twin Data Socket (RJ45)
Single Data Socket (RJ45)
Compartment Dado Trunking
1 Hr Fire Rated Wall to Both Sides
1 Hr Fire Rated Wall Inside To Out
Internal Walls: Half Hour Fire Resistance
External Walls: Half Hour Fire Resistance Inside to Outside

Rev	By	Date	Description	Chk	App

Stage
APPROVAL

SIBCAS
flexible modular accommodation

ISO9001 FM 00032 · CHAS

Head Office
Easton Road,
Bathgate,
West Lothian,
EH48 2SF
Tel 01506 633122
Fax 01506 634320
www.sibcas.co.uk

Client
Church Of The Nazarene

Project
Tollgate Close, Longsight

Drawing Title
30' x 28' Permaspace
Proposed Layout
Elevations

Drawn	Checked	Approved
C Gowans	R Barbero	C Rowland

Scale	Date
As Shown @ A1	16.01.2008

Drawing No.
204 07 1

Revision

PLANNING
ACKD
REPLIED
RECD - 1 MAY 2008