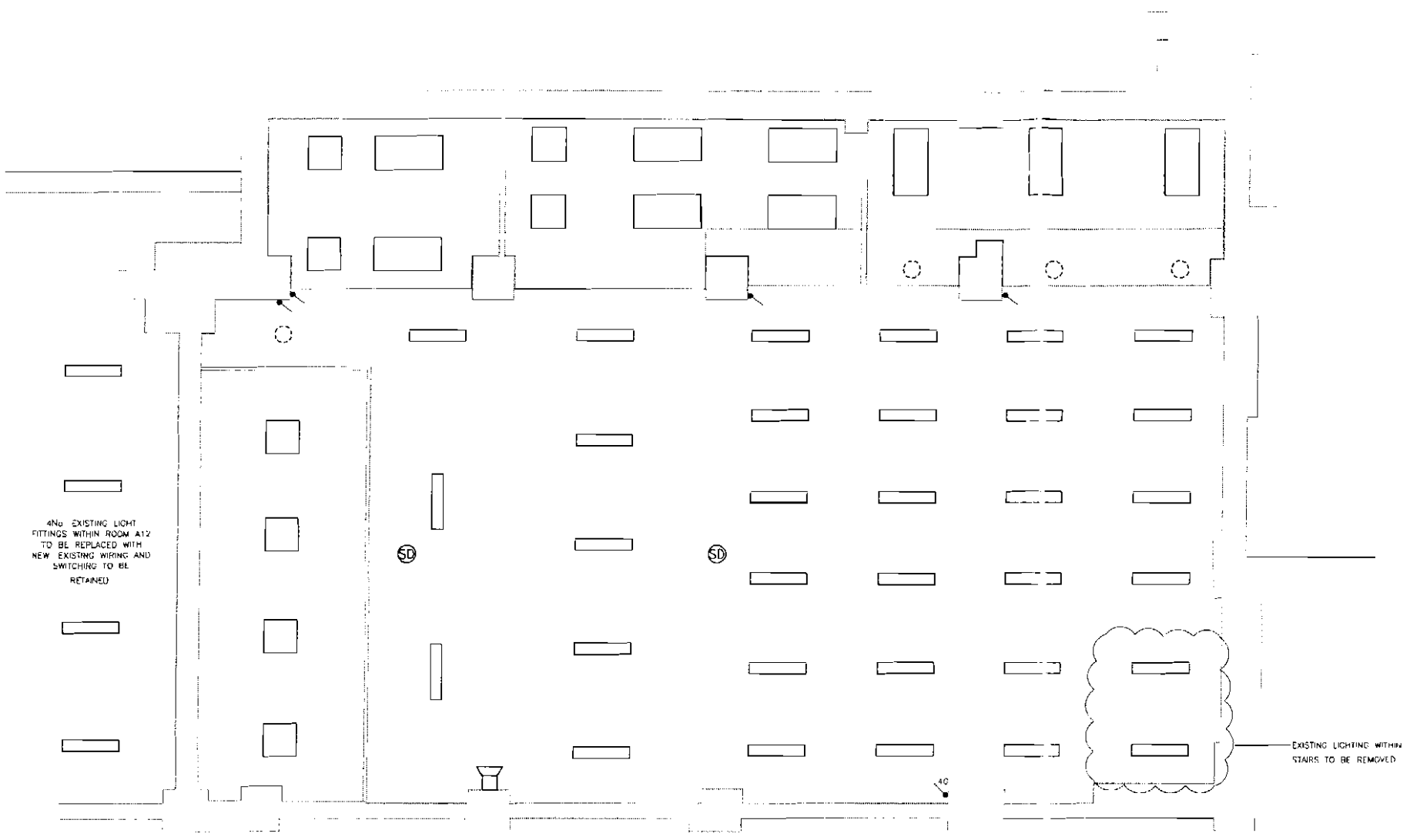

EXISTING LIGHTING & FIRE ALARM
STRIP OUT PLAN

0 5 10 20 30 50 100

"NO" Scale from this Drawing. Work to Figured Dimensions. Dimensions in Millimetres unless Stated Otherwise

LEGEND

- 600x600mm LIGHT FITTING
- 600x600mm LIGHT FITTING
- SUSPENDED LIGHT FITTING
- DOWNLIGHT
- LIGHT SWITCH
- SD SMOKE DETECTOR
- FIRE ALARM SOUNDER

NOTES

1. ALL ELECTRICAL SERVICES INCLUDING CABLING AND CONTAINMENT ARE TO BE SAFELY REMOVED BACK TO SOURCE BY THE ELECTRICAL CONTRACTOR, EXISTING CONTAINMENT MAY BE RETAINED AND RE-USED WHERE FEASIBLE

2. THE ELECTRICAL CONTRACTOR IS REQUIRED TO SURVEY THE EXISTING SERVICES TO FULLY SATISFY THEMSELVES OF THE EXTENT OF SERVICES REQUIRED TO BE REMOVED

3. THIS DRAWING IS BASED ON A NON INTRUSIVE SURVEY AND INDICATES APPROXIMATE QUANTITIES AND LOCATIONS ONLY. THE ELECTRICAL CONTRACTOR IS RESPONSIBLE TO VISIT SITE AND INCLUDE WITHIN THE TENDER FOR REMOVAL OF ALL THE EXISTING ELECTRICAL SERVICES AND SYSTEMS ASSOCIATED WITH THIS AREA

5. ALL EQUIPMENT REMOVED SHALL BE OFFERED BACK TO THE UNIVERSITY AS SPARES OR RE-USED IF NOTED

6. EXISTING LIGHTING WITHIN INTERNAL STAIRS WITHIN ROOM A13 SHALL BE REMOVED

Special Notes:

25 JUL 2008

DATE

Safety, Health & Environment Information

In addition to the hazards/risks normally associated with the types of work detailed on this drawing it is assumed that all work on this drawing will be conducted by competent contractors working where appropriate, to an appropriate method statement.

Construction Risks	Maintenance/Cleaning Risks	Demolition/Adoption Risks

Architect

Client
UNIVERSITY OF MANCHESTER

Project
ROOM A13 REFURBISHMENT
SACKVILLE STREET BUILDING
MANCHESTER

Drawing Title
LIGTHING & FIRE ALARM
STRIP OUT PLAN

Drawing No.	Rev
NW6400/D/E02	-

Scale @ A1	Date	Issue
1:50	01-07-08	STAGE G/H

Drawn	Checked	Approved
CPN	CPN	DG

RPS Gregory
Newcastle
Manchester
Birmingham
London
Cardiff
Building 8
Exchange Quay
Manchester, M5 3EJ
t +44 (0)161 7868550
f +44 (0)161 7868551
e information@rpsgregory.co.uk
w www.rpsgroup.com

A firm Accredited to BS EN ISO 9001 & BS EN ISO 14001

Copyright

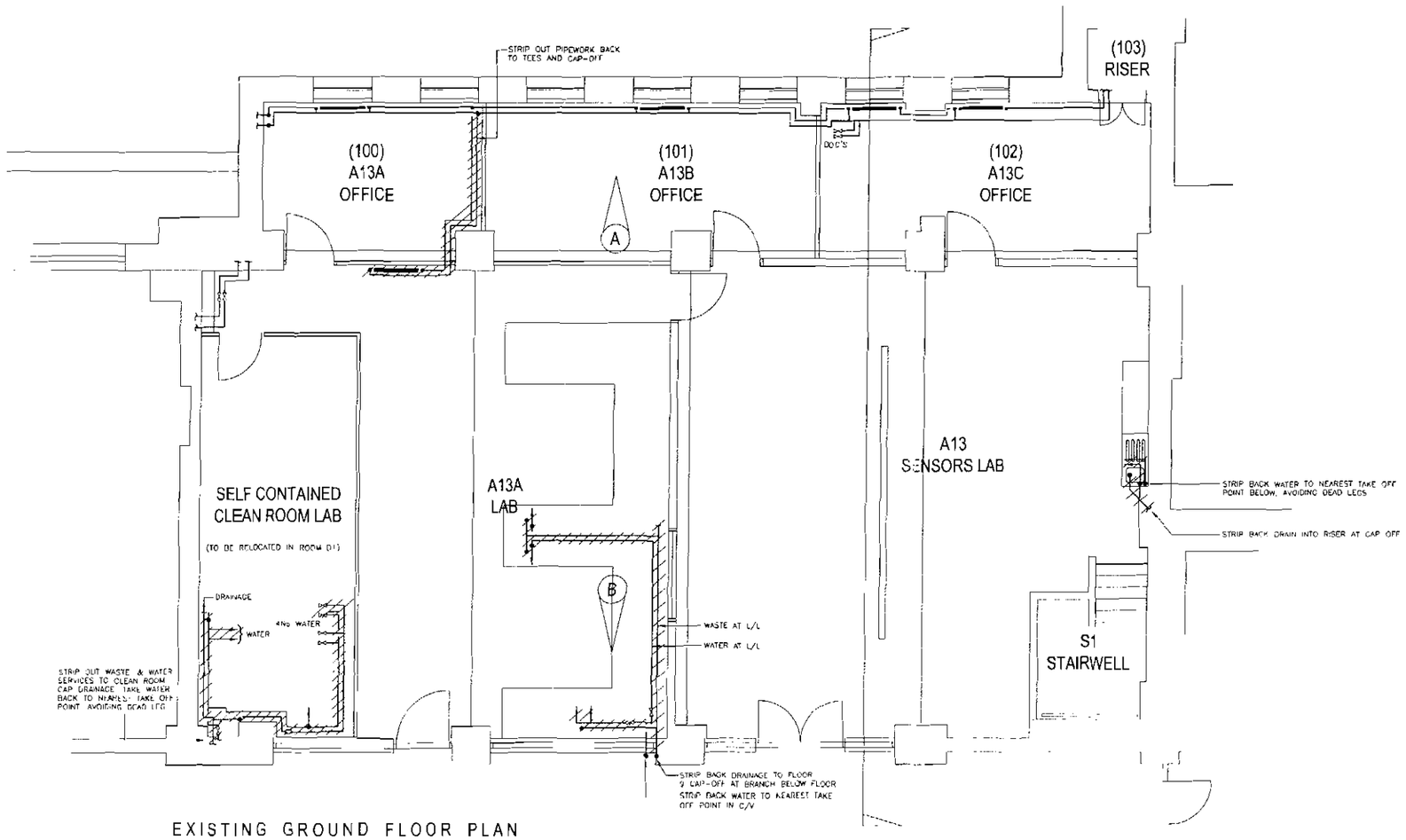

EXISTING GROUND FLOOR PLAN

0 5 10 20 30 50 100

NOT Scale from this Drawing. Work to Figured Dimensions. Dimensions in Millimetres unless Stated Otherwise

Special Notes

Safety, Health & Environment Information

In addition to the hazards/risks normally associated with the types of work detailed on this drawing it is note below it is assumed that all works on this drawing will be carried out by [illegible] appropriate, to an appropriate method statement

Construction Risks	Maintenance/Cleaning Risks	Demolition/Adaptation Risks
ACKD		

ECD 25 JUL 2008

Architect: Halliday Meecham

Halliday Meecham Architects Limited
111 Piccadilly, Manchester M1 2HY
t: +44 (0)161 881 [illegible]
f: +44 (0)161 881 [illegible]
e: [illegible]@halliday-meecham.com
w: www.halliday-meecham.com

Client: UNIVERSITY OF MANCHESTER

Project: ROOM A13 REFURBISHMENT SACKVILLE STREET BUILDING MANCHESTER

Drawing Title: MECHANICAL SERVICES STRIP OUT DRAWING A13 LOW LEVEL SERVICES

Drawing No	Rev
NW6400/D/M01	-

Scale @ A1	Date	Issue
1:50	JULY 08	TENDER

Drawn	Checked	Approved
GY	GY	DSG

RPS Gregory

Newcastle, Manchester, Birmingham, Leeds, Cardiff

Building 8
Exchange Quay
Manchester M5 3EJ

t +44 (0)161 7888650
f +44 (0)161 7888551
e informan@rpsgregory.co.uk
w www.rpsgroup.com

March 2008 © Copyright

A firm Accredited to BS EN ISO 9001 & BS EN ISO 14001

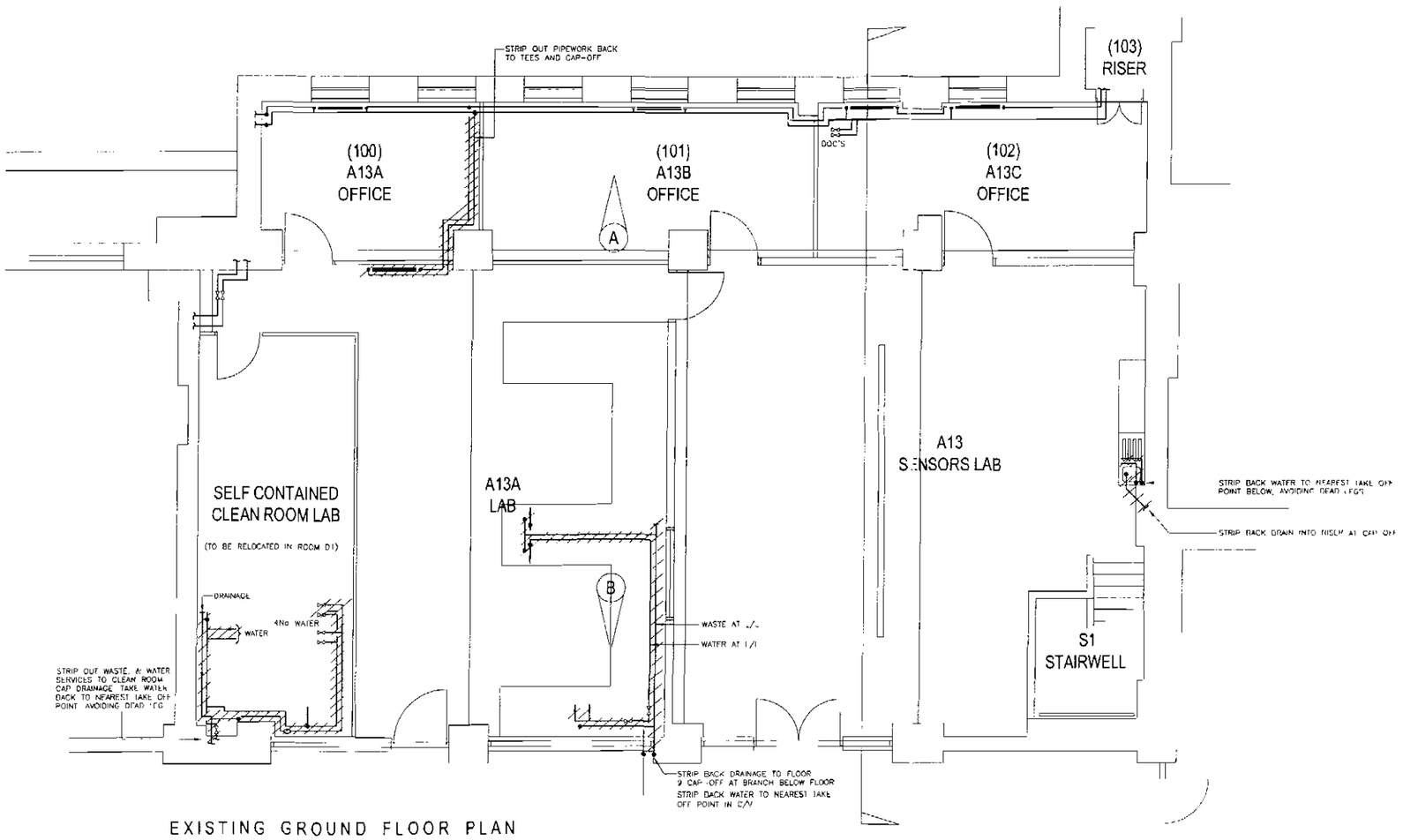

EXISTING GROUND FLOOR PLAN

0 5 10 20 30 50 100

NOT Scale from this Drawing. Work to Figured Dimensions. Dimensions in Millimetres unless Stated Otherwise

Special Notes

2 5 JUL 2008

Safety Health & Environment Information

In addition to the hazards/risks normally associated with the types of work detailed on this drawing, take note below. It is assumed that all works on this drawing will be carried out by a competent contractor, working where appropriate, to an appropriate method statement.

Construction Risks	Maintenance/Cleaning Risks	Demolition/Adaption Risks

Architect

Halliday Meecham

Halliday Meecham Architects Limited
111 Piccadilly, Manchester M1 2HY
t: +44 (0)161 661 5566
f: +44 (0)161 661 5567
e: hme@hallidaymeecham.com
w: www.hallidaymeecham.com

Client

UNIVERSITY OF MANCHESTER

Project

ROOM A13 REFURBISHMENT
SACKVILLE STREET BUILDING
MANCHESTER

Drawing Title

MECHANICAL SERVICES
STRIP OUT DRAWING
A13 LOW LEVEL SERVICES

Drawing No.	Rev
NW6400/D/M01	-

Scale @ A1	Date	Issue
1:50	JULY 08	TENDER

Drawn	Checked	Approved
GY	GY	DSG

RPS Gregory

Project Office: Building 6, Exchange Quay, Manchester, M5 3EJ
Manchester
Birmingham
Leeds
Cardiff
t +44 (0)161 7665550
f +44 (0)161 7665561
e info@rpsgregory.co.uk
w www.rpsgroup.com

A firm Accredited to BS EN ISO 9001 & BS EN ISO 14001

March 2008 © Copyright

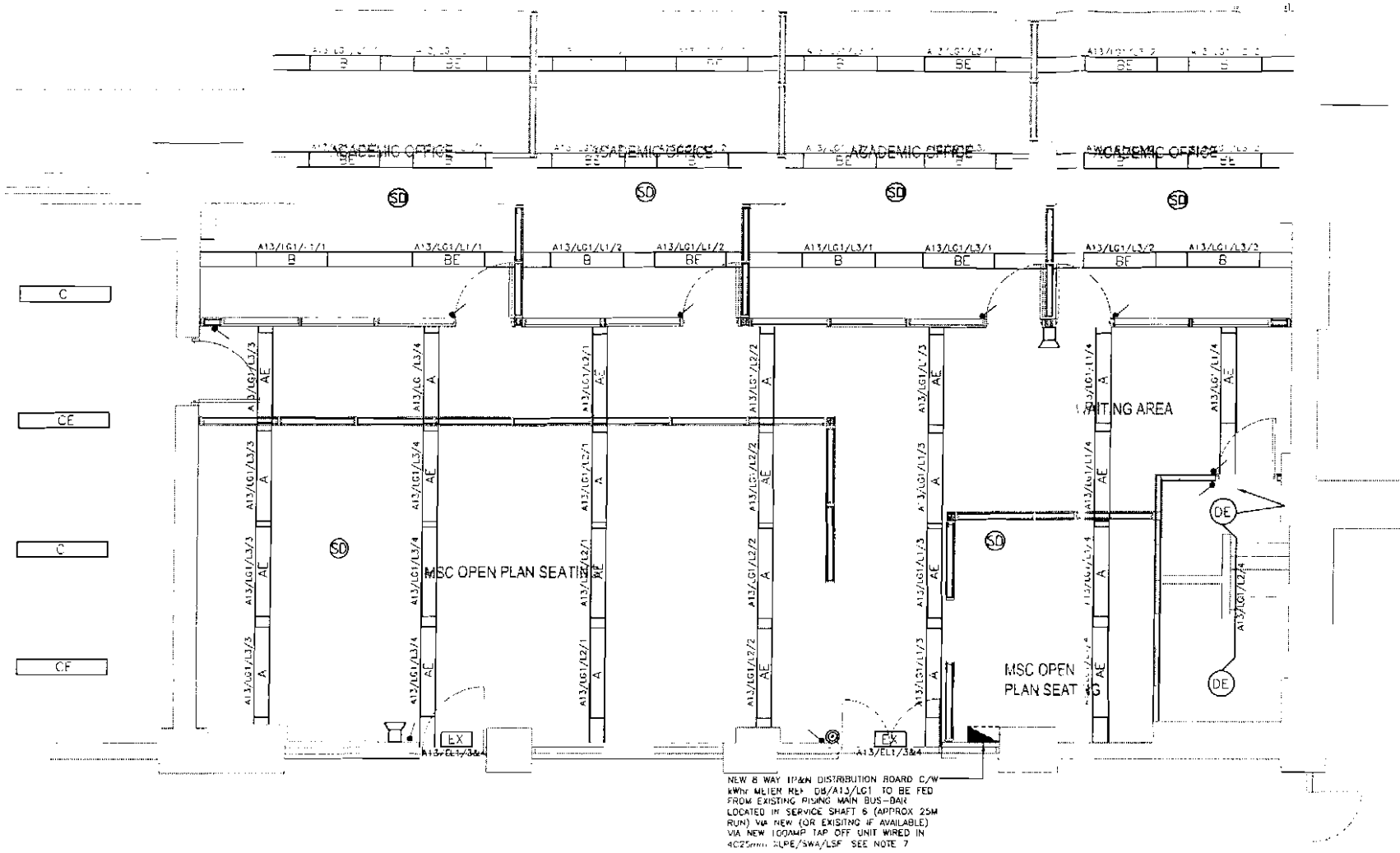

DB REF. DB/A13/L1

WAY	PHASE	SIZE	TYPE	RCD	DESCRIPTION	CABLE SIZE	CABLE TYPE	COMMENTS
1	L1	10A	B	NO	LIGHTING TO ACADEMIC OFFICE	2.5mm	LSF SINGLES	
1	L2	10A	B	NO	LIGHTING TO MSC OPEN PLAN SEATING AREA	2.5mm	LSF SINGLES	
1	L3	10A	B	NO	LIGHTING TO ACADEMIC OFFICE	2.5mm	LSF SINGLES	
2	L1	10A	B	NO	LIGHTING TO ACADEMIC OFFICE	2.5mm	LSF SINGLES	
2	L2	10A	B	NO	LIGHTING TO MSC OPEN PLAN SEATING AREA	2.5mm	LSF SINGLES	
2	L3	10A	B	NO	LIGHTING TO ACADEMIC OFFICE	2.5mm	LSF SINGLES	
3	L1	10A	B	NO	LIGHTING TO MSC OPEN PLAN SEATING AREA	2.5mm	LSF SINGLES	
3	L2	10A	B	NO		2.5mm	LSF SINGLES	
3	L3	10A	B	NO	LIGHTING TO MSC OPEN PLAN SEATING AREA	2.5mm	LSF SINGLES	
4	L1	10A	B	NO	LIGHTING TO MSC OPEN PLAN SEATING AREA	2.5mm	LSF SINGLES	
4	L2	10A	B	NO	LIGHTING TO STAIRS	2.5mm	LSF SINGLES	
4	L3	10A	B	NO	LIGHTING TO MSC OPEN PLAN SEATING AREA	2.5mm	LSF SINGLES	
5	L1		B					
5	L2		B					
5	L3		B					
6	L1		B					
6	L2		B					
6	L3		B					
7	L1		B					
7	L2		B					
7	L3		B					
8	L1		B					
8	L2		B					
8	L3		B					

0 5 10 20 30 50 100

DO NOT Scale from this Drawing. Work to Figured Dimensions. Dimensions in Millimetres unless Stated Otherwise

A 1x80W T5 TRACK MOUNTED SUSPENDED DIRECT / INDIRECT DIMMABLE LUMINAIRE AS TRILUX 7200 RANGE OR EQUAL AND APPROVED, C/W MICROWAVE LIGHT SENSOR WITH PIR & PHOTOCELL FOR DAYLIGHT LINKING, SENSOR TO BE INTEGRATED WITHIN FITTING ('E' INDICATES LUMINAIRE FITTED WITH 3HR EMERGENCY CONVERSION KIT)

B 1x80W T5 TRACK MOUNTED SUSPENDED DIRECT / INDIRECT DIMMABLE LUMINAIRE AS TRILUX 7200 RANGE OR EQUAL AND APPROVED, C/W MICROWAVE LIGHT SENSOR WITH PIR & PHOTOCELL FOR DAYLIGHT LINKING, SENSOR TO BE INTEGRATED WITHIN FITTING ('E' INDICATES LUMINAIRE FITTED WITH 3HR EMERGENCY CONVERSION KIT)

C 1x80W T5 TRACK MOUNTED SUSPENDED DIRECT / INDIRECT DIMMABLE LUMINAIRE AS LUXONIC ALTERLINE SOLO OR EQUAL AND APPROVED, C/W MICROWAVE LIGHT SENSOR WITH PIR & PHOTOCELL FOR DAYLIGHT LINKING, SENSOR TO BE INTEGRATED WITHIN FITTING ('E' INDICATES LUMINAIRE FITTED WITH 3HR EMERGENCY CONVERSION KIT)

(D) 1x38W 2D SURFACE MOUNTED LUMINAIRE AS LUXONIC OMC SURFACE OR EQUAL AND APPROVED ('E' INDICATES LUMINAIRE FITTED WITH 3HR EMERGENCY CONVERSION KIT)

EX 1x8W SELF CONTAINED NON-MAINTAINED EMERGENCY EXIT SIGN

LIGHT SWITCH

SD SMOKE DETECTOR

FIRE ALARM SOUNDER

FIRE ALARM SOUNDER

NOTES

1 NEW LIGHTING TO BE MOUNTED AT 5M AFFL

2 NEW FIRE ALARM EQUIPMENT TO BE LINKED INTO EXISTING SYSTEM BY ADT. THE FIRE ALARM SYSTEM SHALL BE FULLY TESTED AND COMMISSIONED BY ADT UPON COMPLETION

3 FIRE ALARMS TO BE WIRED IN M I C C (RED COLOUR)

4 MICROWAVE LIGHTING SENSORS ARE TO BE INSTALLED WITHIN THE LIGHT FITTINGS BY THE MANUFACTURER PRIOR TO ARRIVAL ON SITE

5 ALL WORKS SHALL BE CARRIED OUT IN ACCORDANCE WITH THE MANCHESTER UNIVERSITY STANDARD ELECTRICAL SPECIFICATION.

6 LOCATIONS OF ALL PLANT AND EQUIPMENT IS TO BE CONFIRMED WITH THE CLIENT PRIOR TO INSTALLATION

7 NEW TAP OFF UNITS MAY NEED TO BE SPECIALLY MANUFACTURED TO SUIT AS EXISTING RISING MAIN BUS-BARS MAY HAVE ROUND BUS BARS. ELECTRICAL CONTRACTOR TO CHECK PRIOR TO INSTALLATION

Special Notes

25 JUL 2008

Safety, Health & Environment Information

In addition to the hazards/risks normally associated with the types of work detailed on this drawing take note below. It is assumed that all works on this drawing will be carried out by a competent contractor working, where appropriate, to an appropriate method statement.

Construction Risks	Maintenance/Cleaning Risks	Demolition/Adoption Risks

Architect

Client
UNIVERSITY OF MANCHESTER

Project
ROOM A13 REFURBISHMENT
SACKVILLE STREET BUILDING
MANCHESTER

Drawing Title
PROPOSED LIGHTING & FIRE ALARM LAYOUT

Drawing No. NW6400/D/E04 | Rev. -

Scale @ A1: 1:50 | Date: 01-07-08 | Issue: STAGE G/H

Drawn: CPN | Checked: CPN | Approved: DG

RPS Gregory
Newcastle
Manchester
Birmingham
Leeds
Cardiff
Building 4
Exchange Quay
Manchester M5 3EJ
t +44 (0)161 7668550
f +44 (0)161 7668551
e information@rpsgregory.co.uk
w www.rpsgroup.com

top member | A firm Accredited to BS EN ISO 9001 & BS EN ISO 14001

Ma ut 2006 © Copyright