© Copyright: All rights reserved. This drawing must not be reproduced without permission.
Do not scale from this drawing. All dimension are in millimetres unless otherwise stated.
Any discrepancies should be reported to the Architect.

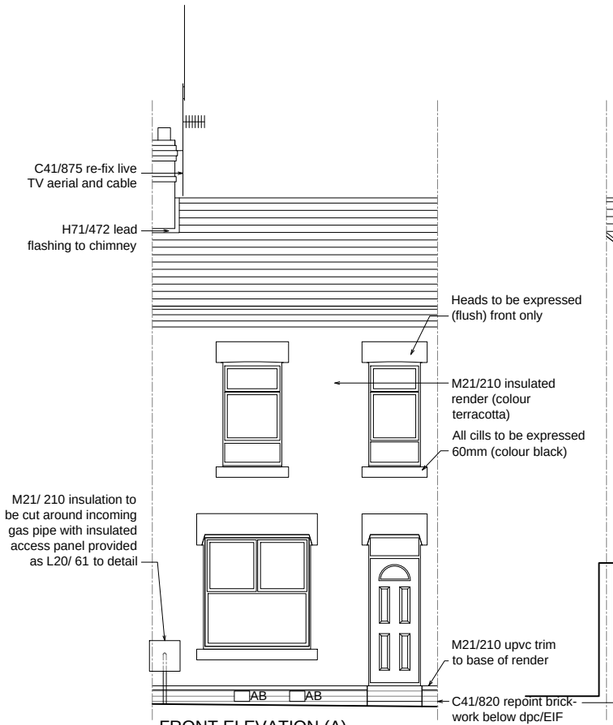

FRONT ELEVATION (A)

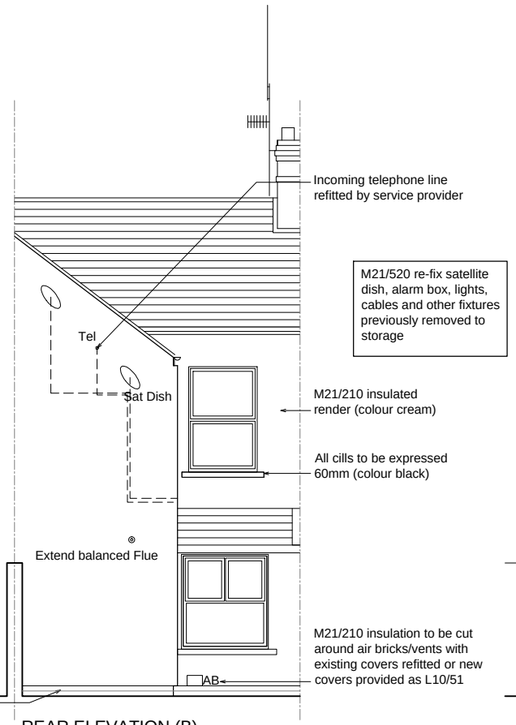

REAR ELEVATION (B)

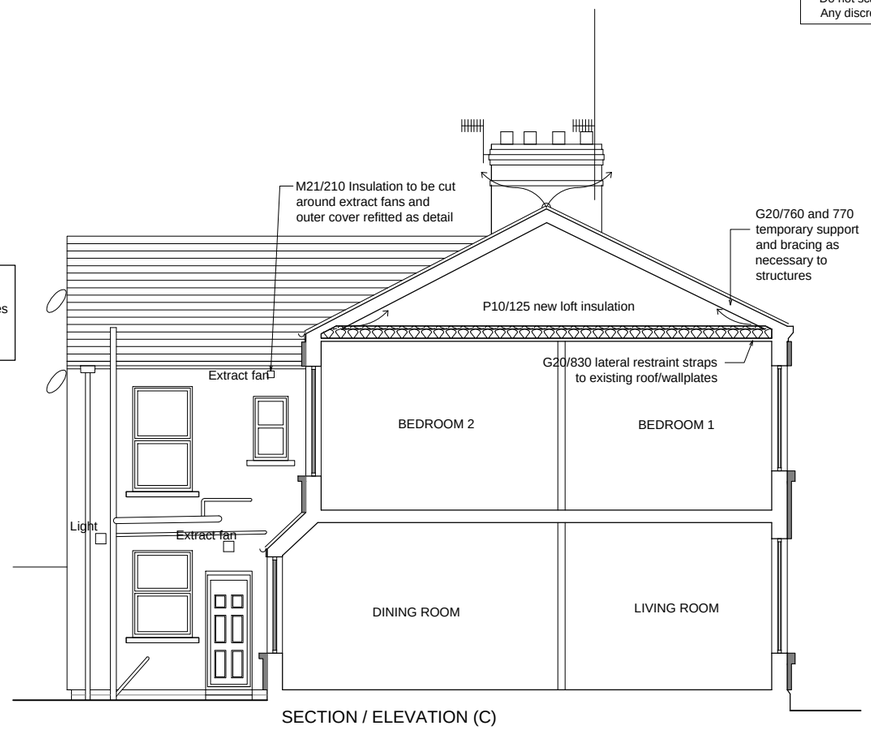

SECTION / ELEVATION (C)

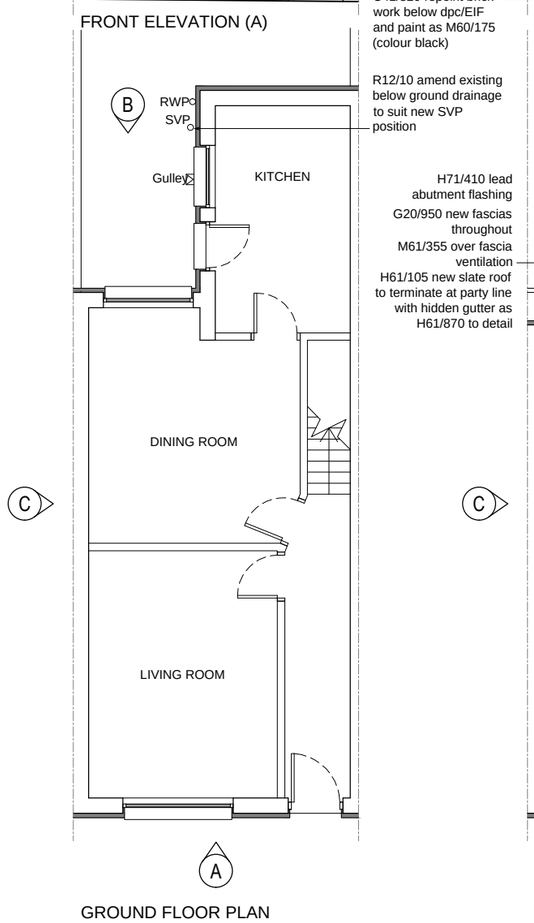

GROUND FLOOR PLAN

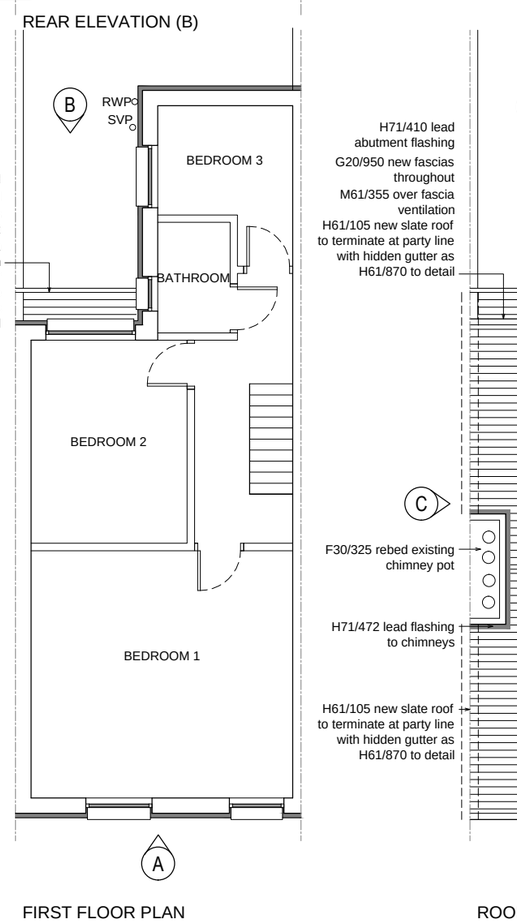

FIRST FLOOR PLAN

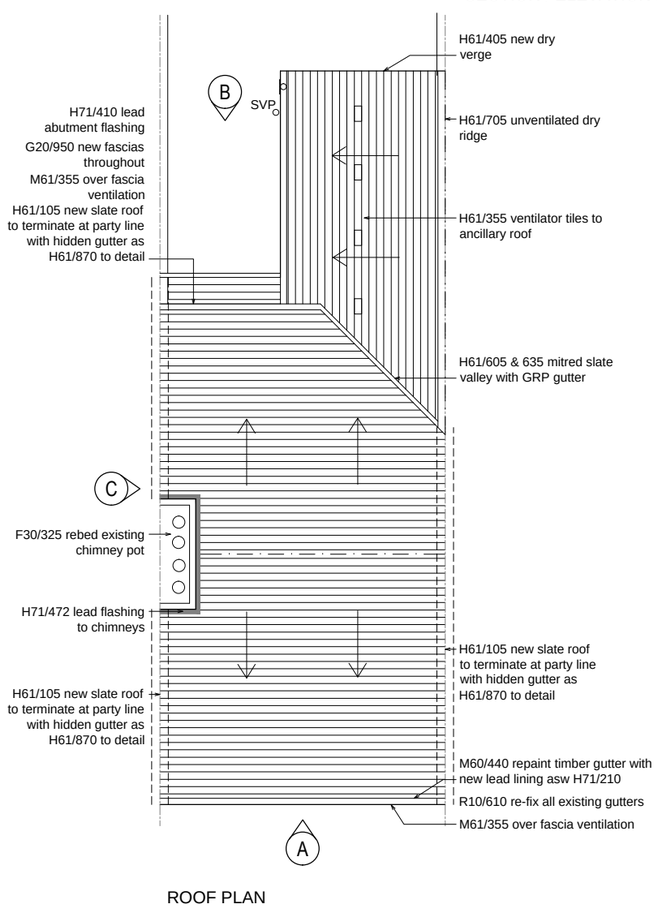

ROOF PLAN

GENERAL NOTES

All work is to be in accordance with Current Building Regulations. relevant British Standards, Codes of Practice and to the approval of the Local Authority.

Figured dimensions are to take preference over those scaled. All dimensions are to be checked on site prior to commencement of work on site.

The Contractor shall be responsible for checking all component references and sizes prior to ordering materials. The manufacturers recommendations with regards to handling, storage, and installation must be strictly adhered to.

The requirements of the Construction (Design and Management) Regulations 1994 will apply to this contract.

The contractor is to prepare a schedule of dilapidation including all party wall issues prior to commencement of work on site.

CONSTRUCTION NOTES

Previous Works:
The property has been subject to a previous refurbishment contract which included but was not limited to the following:
- Replacement PVC-U doors and windows.
- Replacement of soil, waste and rainwater goods to front and rear.
- Provision of new kitchen and bathroom.
- Installation of new dpc to front and rear.

Proposed Works:
In general terms, and subject to the full investigation, the works carried out under this contract shall include but not may be limited to the undernoted:

Demolition/Strip Out:
Generally the following works are to be undertaken in as NBS C20:
- Carefully remove, refurbish and store on site for re-use existing PVC-U rainwater goods to rear.
- Remove existing PVC-U soil and waste goods to rear.
- Remove and dispose of all timber fascias and barge boards.
- Carefully remove all lights, aerials, wall brackets, handrails, cables etc and store for re-use.
- Carefully remove and dispose of all roof coverings, including the small rear bay.
- Retain box gutter to front and carefully remove lead lining.
- Temporary removal of incoming telephone line by service provider.

Damp Proof Course:
Undertake special investigation as NBS C11 to determine extent of any dpc and associated works required. All works shall be as instructed on site CA.
- Installation of dpc shall be in accordance with NBS C45.
- Replastering to affected areas as NBS N20.

External Wall:
Works to front and rear solid walls shall include the following:
- Repairs and removal of fittings as NBS C41.
- Repointing below DPC/EIF level as NBS C41.
- Installation of EIF system as NBS M21.
- Painting exposed brickwork below DPC/EIF level as NBS M60.
- Refixing/reinstating previously removed items as NBS M21.
- Refixing incoming telephone line by service provider.

Windows/ Doors
- Retain existing UPVC windows and doors.
- Existing stone/brick cills shall be expressed (60mm projection) to front and rear.
- Profile of existing stone/brick lintels to window/door heads shall be expressed (flush) to front only.

Roof:
- Repairs to roof timbers deemed necessary following survey as NBS C51 & C52.
- Remedial works to roof as NBS G20.
- Installation of eaves and ridge ventilation to main roof as NBS H61.
- Installation of ventilator tiles to rear ancillary roof NBS H61.
- Replacement of all roof coverings as NBS H61.
- Replacement of timber fascias to rear with PVC-U items as NBS G20.
- Repairs and repainting box gutter to eaves at front as NBS M60.

Chimneys:
- Repointing and re-flaunching shared chimney stacks to client side as NBS C41.
- Provision of new new flashing's as NBS H71.
- Rebedding previously replaced chimney pots/vent terminals as NBS C41.
- Refitting 'live' aerials and cables as NBS C41.

Loft Insulation:
- Installation of thermal insulation to the main and ancillary roof spaces as NBS P10.

Drainage:
- Replace lead lining to box gutter to front as NBS H71.
- Re-fix existing PVC-U rainwater goods previously removed to rear as NBS R10.
- Replace soil and waste goods to rear of property as NBS R11.
- Amend existing below ground drainage to suit new SVP position as NBS R12.

Kitchen:
Not applicable unless dpc works are required. In which case the base units and worktops must be carefully removed, stored and re-fixed.

Bathroom:
Not applicable

Revision	Description	Date	Drawn	Checked
-	First Issue. Issued for Comment/Approval.			

PLANNING

Halliday Meecham Architects Limited
111 Piccadilly, Manchester M1 2HY
t: +44 (0)161 661 5566
f: +44 (0)161 661 5567
e: hma@hallidaymeecham.com
w: www.hallidaymeecham.com

architecture
interior design
space planning
urban planning
project management
planning supervisors

Halliday Meecham

Client:	EASTLANDS HOMES
Project:	Eastlands Homes Miscellaneous Properties
Phase / Location:	External Refurbisment
Drawing:	554 Gorton Lane, M18 8EH As Proposed

Scale @ A1	Scale @ A3	Date:	Drawn:	Checked:	Job No.	Drawing No.	Revision
1:50		12.11.12	CB	DW	4398	(2-) 144	-