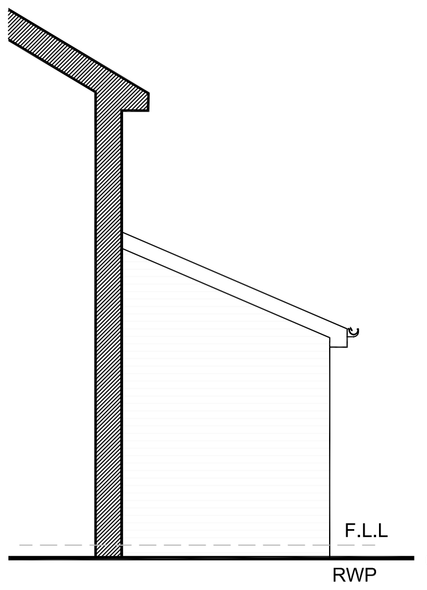

PROPOSED
Side Elevation
Scale 1:50



PROPOSED
Rear Elevation
Scale 1:50

NEW BRICKWORK TO MATCH EXACTLY TO EXISTING, MORTAR TO MATCH IN TEXTURE AND COLOUR. ALL BRICKWORK TO BE TOOTHED INTO EXISTING.

NEW ROOF TILES TO MATC H EXACTLY IN TYPE AND COLOUR TO EXISITNG ROOF TILES

WINDOW FRAMES TO MATCH EXISTING.

GUTTERS AND DOWN PIPE TO MATCH EXISTING.



PROPOSED
Side Elevation
Scale 1:50



PROPOSED
Front Elevation
Scale 1:50

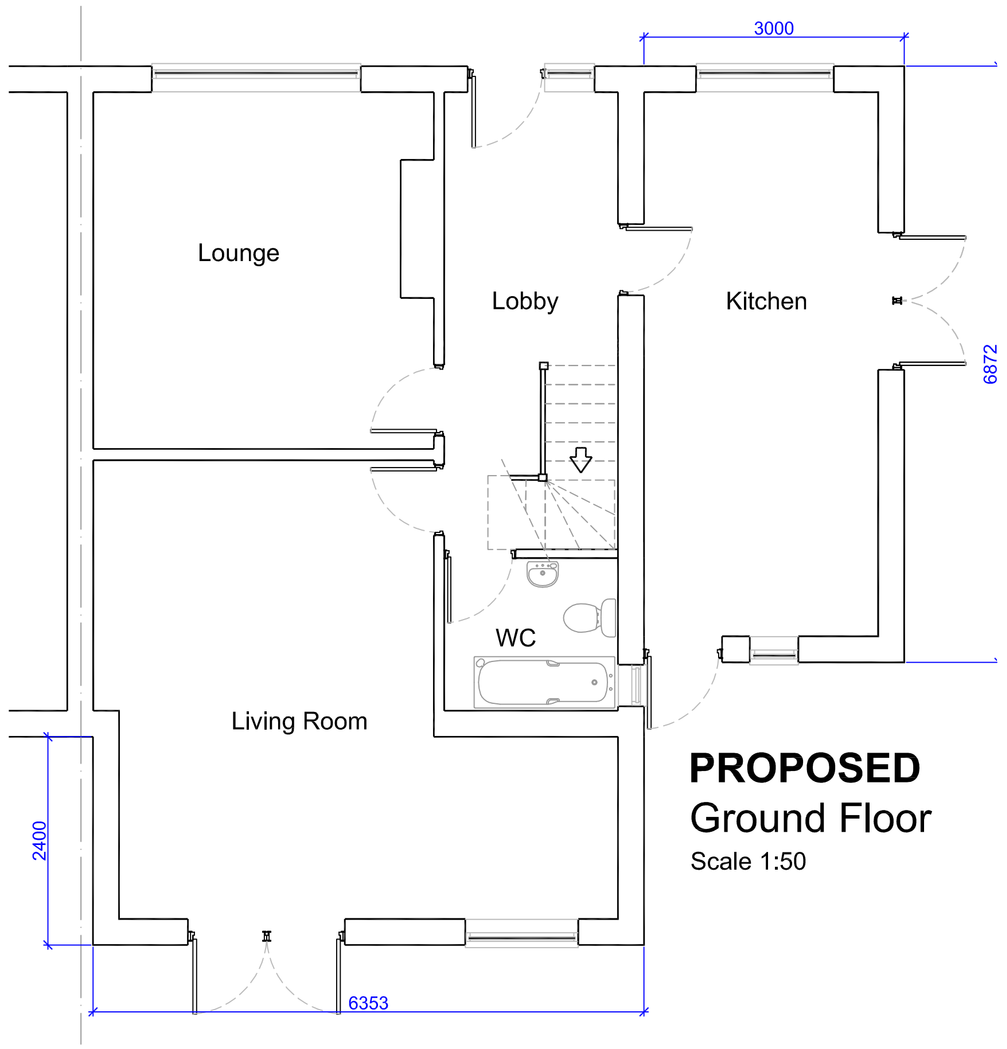

PROPOSED
Ground Floor
Scale 1:50

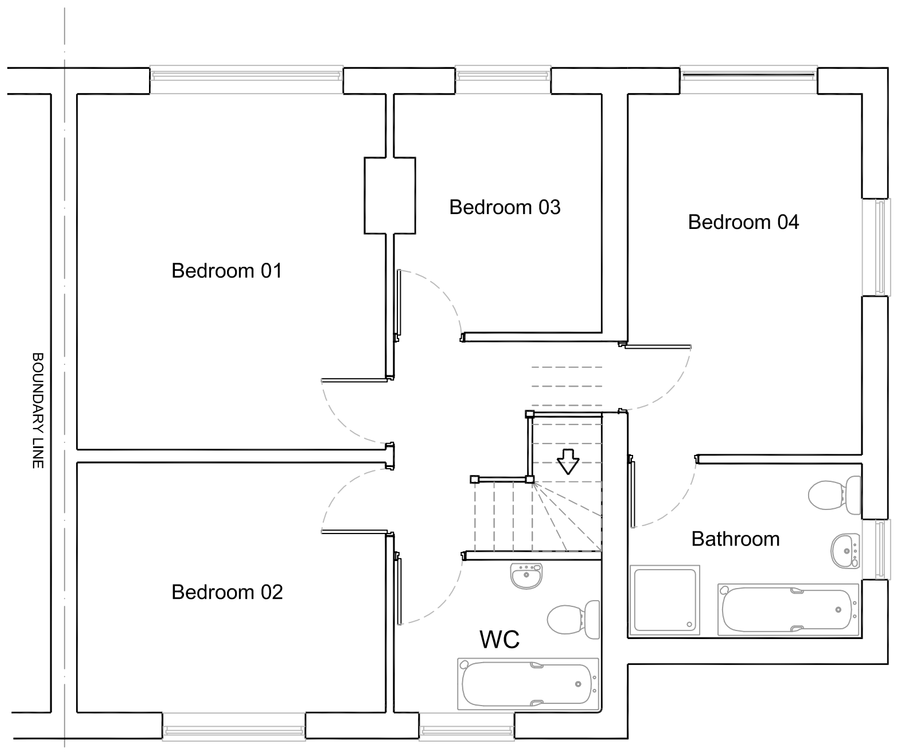

PROPOSED
First Floor
Scale 1:50

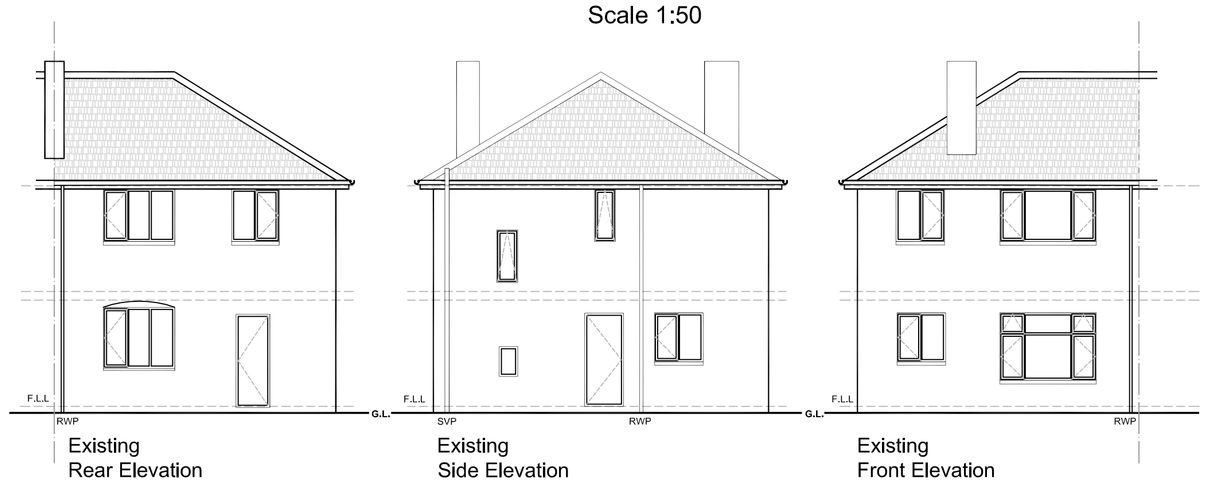

Existing
Rear Elevation
Scale 1:100

Existing
Side Elevation
Scale 1:100

Existing
Front Elevation
Scale 1:100

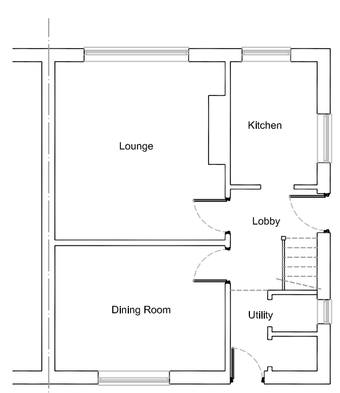

Existing
Ground Floor
Scale 1:100

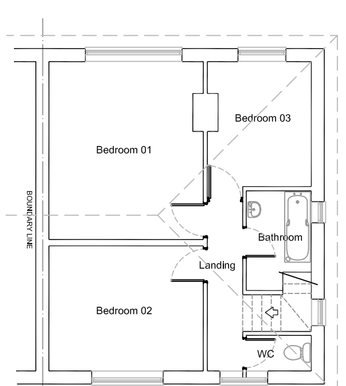

Existing
First Floor
Scale 1:100

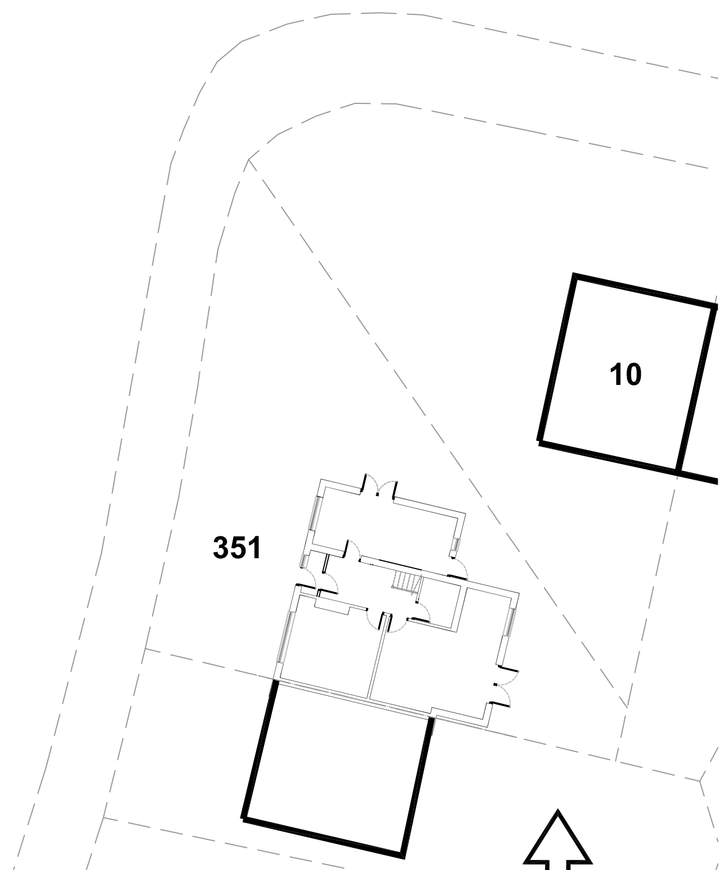

PROPOSED SITE PLAN
SCALE 1:200

Gerneral notes

Do not scale from these drawings. The contractor is responsible for checking all dimensions on site prior to commencment of the works with any errors being reported to sea designs as soon as possible.

Any construction work carried out prior to recieving all necessary approvals is entirely at the householders / clients risk.

All building work to be carried out to the satisfaction of the local authority building control officer and in accordance with the current building regulations and as such additional unforseen building works may be required on site.

The contractor shall inspect all adjoining properties which may be affected by the works prior to commencement or works and record and report with the owner any defects.

The contractor shall be entirely responsible for the security, strength and stability of the building during the course of the works.

Drawings produced for the purpose of obtaining PLANNING approval only and do not constitute full working drawings.

All drawings are the copyright of sea design ltd. This drawing may not be copied by third parties without prior permission.

The client and builder is to agree the date of the start and finish of the extension and costs prior to work commencing.

These drawings are provided on the basis of gaining plannng approval only and. The client is to agree with the builder prior to staring work what is expected within the price quoted. It is the responsibility of the builder to ensure that all works are built in a profesional and competent manor in accordance with the following notes. The bulder is to be sure that the drawings are sufficient to allow him to build the entire works before work begins. If during the works elements of structure are found to be inadequate (eg foundation bearing strata) the builder must imform the structural engineer and building inspector immediately. The builder is then to carry out all the necessary works enable the job to continue and finish the works.

All electrical sockets, lighting, switches, radiators, smoke detectors, internal fittings and appliances where required, heating and electrical work to be provided to the satisfaction of the client.

Only drawings which have been passed for approval by the local authority should be used for the construction of the extension.

THIS IS A RE-SUBMITTED APPLICATION DUE TO THE ORIGINAL APPLICATION NOT BEING STARTED WITHIN THE THREE YEAR PERIOD

Rev A:14/08/08
Side elevation added also front entrance as requested by plannning.

REV	DESCRIPTION	DATE

SEA DESIGNS LTD
07 GRANVILLE ROAD
CHEADLE HULME
CHESHIRE
SK8 5QL TEL: 0800 075 3445
www.sea-designs.co.uk
E-mail: Contact@sea-designs.co.uk

Planning
APPROVAL ONLY

location	351 BURNAGE LANE MANCHESTER		
title	TWO STOREY SIDE EXTENSION WITH SINGLE STOREY REAR EXTENSION.		
scale	SEE DWG	ref C.SHERRY	date 05/01/2012
drawing no.	2012-RESI-001		A1