MPT
Laing O'Rourke
VolkerRail | Thales

Our Ref 5.14/SB/BD/010140a
Your Ref 100695/JO/2012

Date 31st October 2012

Manchester City Council
Planning and Building Control
PO Box 532
Town Hall Extension
Manchester
M60 2LA

MPT Project Office
Trafford Plaza
73 Seymour Grove
Old Trafford
Manchester
M16 0LD

For the attention of Jennifer Connor

Dear Ms Connor

Manchester Metrolink Phase 3B – East Didsbury Line
Application No: 095033/FO/2010/S2
Proposal: Construction of a new Metrolink Stop together with associated stop equipment, disabled access ramps, lift shaft and landscaping
Location: West Didsbury Metrolink Stop, Lapwing Lane/Palatine Road
Application for variation of a condition following grant of planning permission.

Further to your letter dated 18th October 2012, regarding the above application. We are pleased to enclose the outstanding documentation as follows:

1) Please provide elevation of Proposed fence

Please find enclosed drawings:

- MPT3A-SM4-17-KDE-400 Rev D05 – West Didsbury Stop Elevations
- MPT3A-AL0-00-LDG-603 Rev Q03 – Typical Guardrail Details

2) Please provide details of any trees that may be impacted upon

We can confirm that there will be no impact on trees with change to fencing as shown.

MPT
Laing O'Rourke
VolkerRail | Thales

We trust that this application will now be progressed and given due consideration. We look forward to receiving your written confirmation that the non-material amendment has been approved.

Yours Faithfully

Bryan Diggins
Project Director

cc James Duffy (TfGM)
Alan Lowe (TfGM)
File (MPT)
Approval & Consents File (MPT)

The copyright in this document (including its electronic form) shall remain vested in the Designer but the Client shall have a licence to copy and use the document for the purpose for which it was provided. The Designer shall not be liable for the use by any person of this document for any purpose other than that for which the same was provided by the Designer. This document shall not be reproduced in whole or in part or relied upon by third parties for any use whatsoever without the express written authority of the Designer.

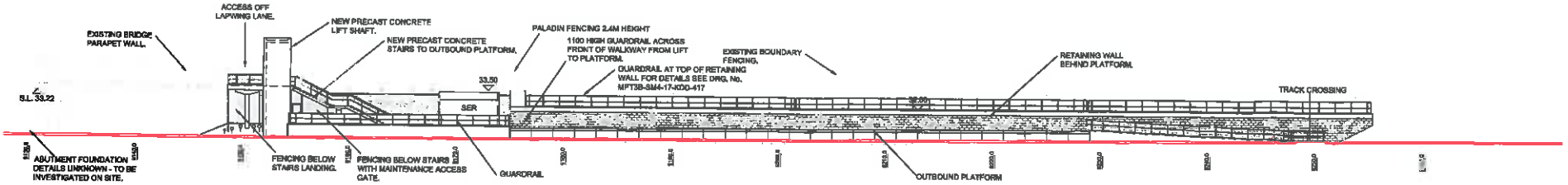

SECTIONAL ELEVATION P-P

FOR LOCATION OF ELEVATIONS REFER TO DRAWING No. MPT3B-SM4-17-KDP-402

FOR HANDRAILS, GUARDRAILS AND FENCING REFER TO DRAWING No. MPT3B-SM4-17-LDP-402

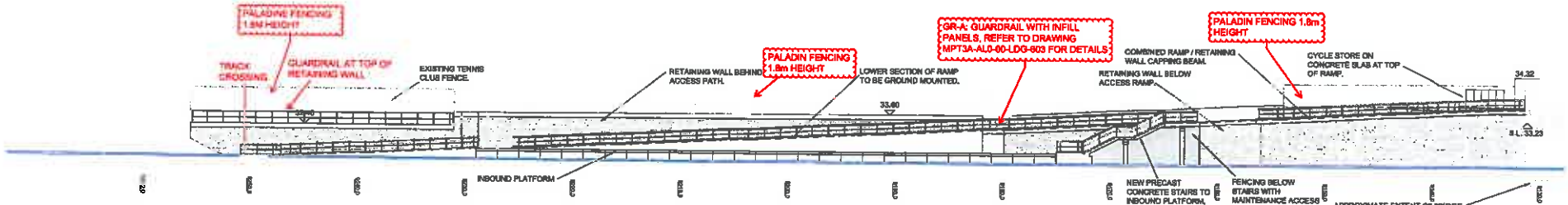

SECTIONAL ELEVATION Q-Q

0 2 4 8 12 16 20m

SCALE 1:200 @ A1; 1:400 @ A3

DETAILED DESIGN

Location Plan



Note:
DO NOT SCALE FROM THIS DRAWING
1. ALL DIMENSIONS ARE IN MILLIMETRES UNLESS OTHERWISE STATED.
2. ALL LEVELS ARE IN METRES ABOVE OS DATUM.
3. STOP DESIGN BASED ON PWAY HORIZONTAL AND VERTICAL ALIGNMENTS DATED 13.10.10.
4. FOR S.H.E. BOX REFER TO DRAWING NO. MPT3B-SM4-17-KDP-402.
5. FOR DRAWING LIST REFER TO DRAWING NO. MPT3B-SM4-17-KDP-402.

Rev	Date	Detail	Made	Chk'd	App'd
D05	30/10/12	Notes added to show fencing changes reflected on MPT3A-SM4-17-KDP-402 (C02)			
D04	17/12/10	Detailed Design	CPG	MM	TMM
D03	02/12/10	DD IOC	CPG	TMM	
D02	11/10/10	Detailed Design IDR2 Issue	CGo	MM	
D01	02/09/10	Detailed Design IDR1 Issue	CGo	TMM	RWS

Client: GMPTE

MPT

Design:	DW
CAD:	CPG
Chk'd:	MM
App'd:	TMM
Scale:	1:200 @ 840X594
Date:	17/12/10

MANCHESTER METROLINK PHASE 3B ACCELERATED DIDSBURY SECTION

Title: WEST DIDSBURY STOP ELEVATIONS

Drg No: MPT3B-SM4-17-KDE-400

Rev: D05

cm A1

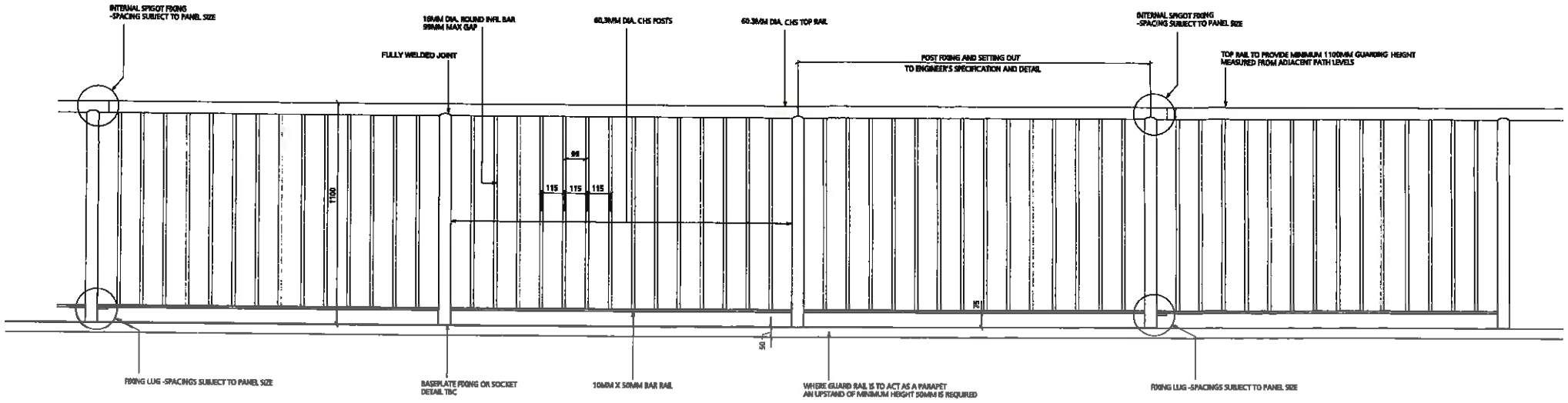

GUARDRAIL WITH INFILL PANEL REF:GR-A ELEVATION (1:10)

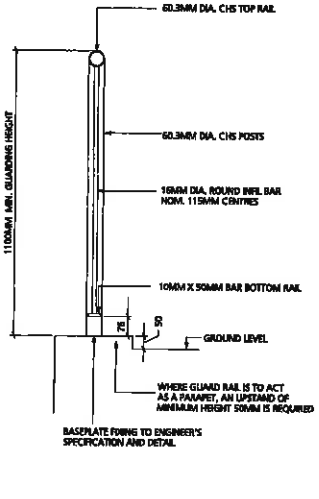

TYPE GR-A
SECTION (1:10)

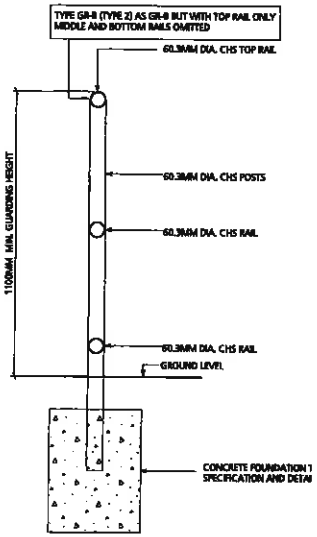

TYPE GR-B

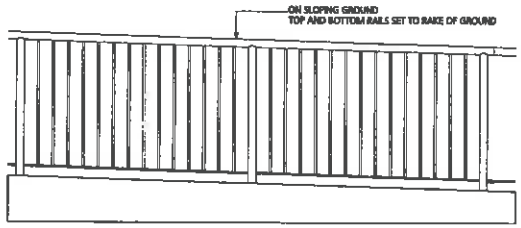

RAKED ELEVATION (1:20) REF: GR-A

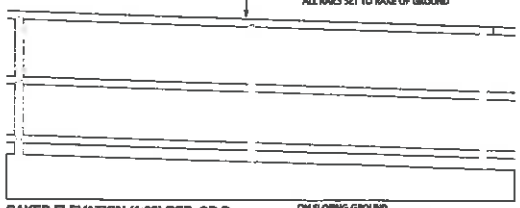

RAKED ELEVATION (1:20) REF: GR-B

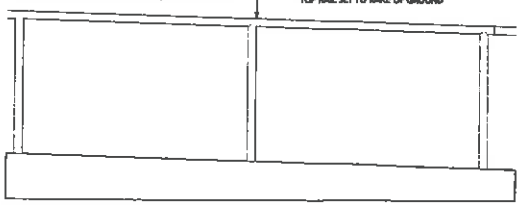

RAKED ELEVATION (1:20) REF: GR-B (TYPE 2)

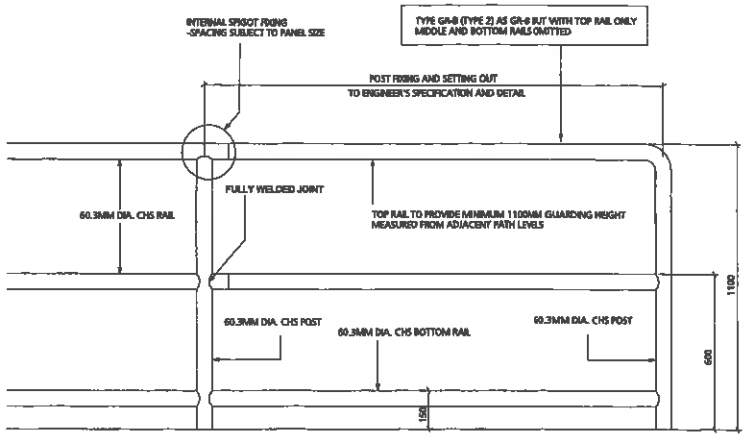

GUARDRAIL WITH NO INFILL PANEL REF:GR-B ELEVATION (1:10)

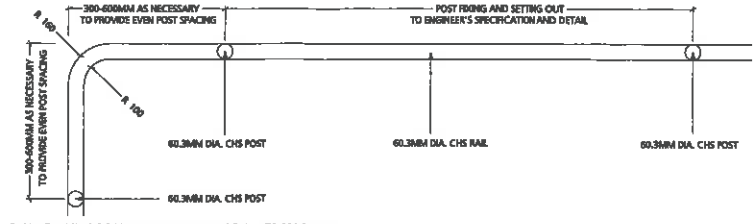

GUARDRAIL CORNER DETAIL REF:GR-B PLAN (1:10)

RAILING COLOUR FINISHES

TRAFFIC YELLOW RAL 1023

METRO SILK GREY RAL 7044

Note:

-THIS DETAIL TO BE USED AT PLATFORMS AND LANDINGS AT STOPS WHICH REQUIRE GUARDING BUT DO NOT REQUIRE HANDRAIL PROVISION

REFER TO SPECIFICATION MPT3A-AL0-00-ZSP-604 SERIES 400
ROAD RESTRAINT SYSTEMS (VEHICLE AND PEDESTRIAN) APPENDIX 4/1

REFER TO SPECIFICATION MPT3A-AL0-00-ZSP-619 SERIES 1900
PROTECTION OF STEEL AGAINST CORROSION APPENDIX 19/1

ALL MILD STEEL ELEMENTS TO BE GALVANISED TO BS EN ISO 1461 AFTER FABRICATION
PAINT FINISH AS ABOVE

Rev	Date	Description	Made	Chkd	Appd
Q05	07.05.19	RAILING CORNER DETAIL ADDED	AJH	CM	RM
Q04	15.02.19	GR-B (TYPE 2) ADDED	AJH	CM	RM
Q01	08.08.18	CONSTRUCTION ISSUE	AJH	CM	RM
D02	26.01.18	BOTTOM RAIL AND PARAPET UPSTAND ADDED	AJH	CM	RM
D01	06.10.09	DETAIL DESIGN ISSUE	AH	CM	RM
P01	16.06.09	FIRST ISSUE	MB	CM	RM

Client: GMPTE

MPT Joint Venture

Design:	CM
Drn:	MB
Chkd:	CM
Appd:	RM
Scale:	1:10 & 1:20@A1
Date:	10.09.09

MANCHESTER METROLINK PHASE 3A
ALL LINES

Title:

TYPICAL GUARDRAIL DETAILS

Dwg No: MPT3A-AL0-00-LDG-603

Rev: Q03

A1