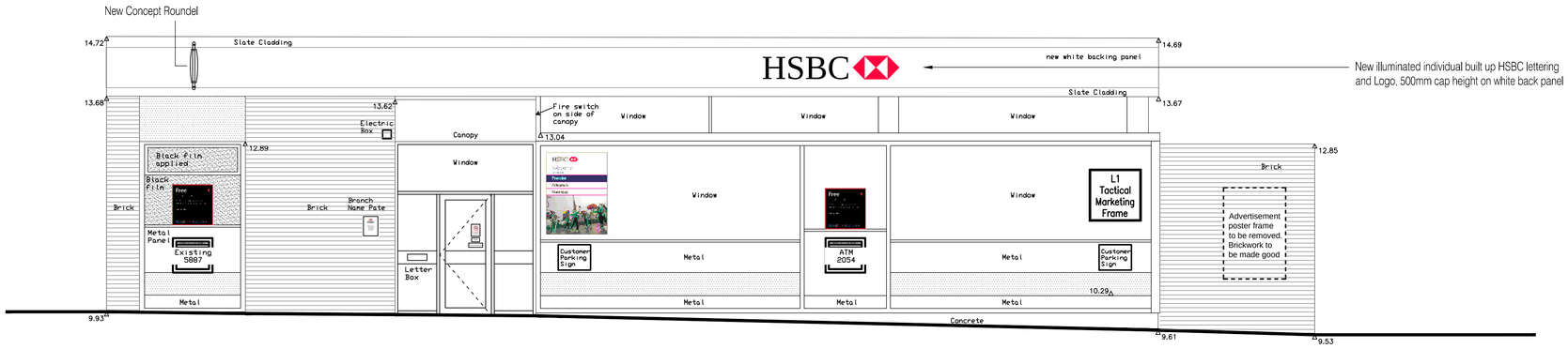

FRONT ELEVATION - AS PROPOSED

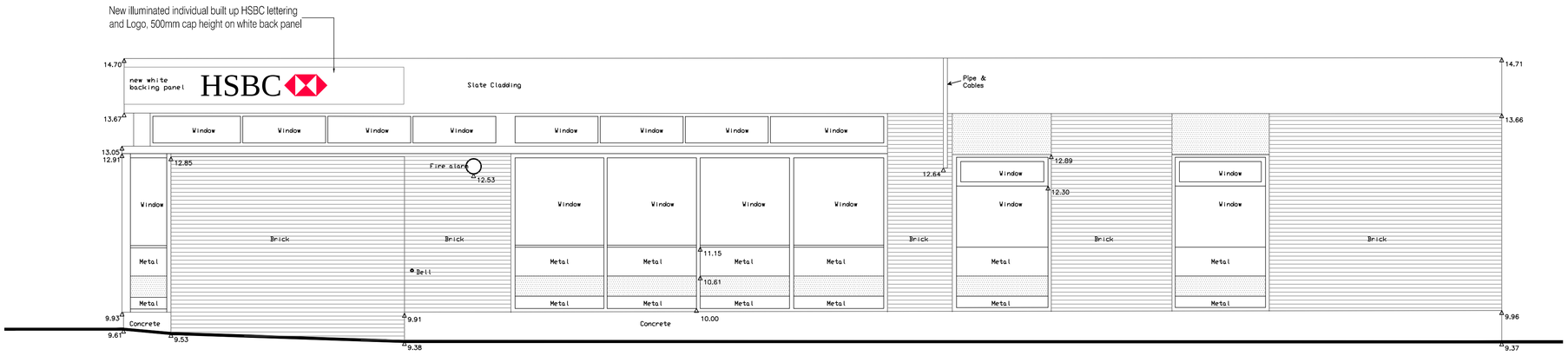

SIDE ELEVATION - AS PROPOSED



HUMAN SCALE
METRIC SCALE

0 5m 10m

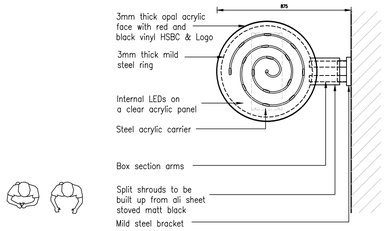

Concept Roundel – Section

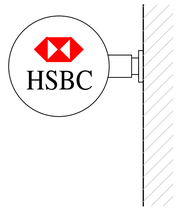

Concept Roundel – Elevation

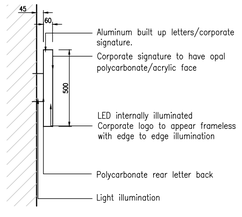

Fascia sign – Section

Notes:	Notes:	Notes:
0mm 50mm A1 original sheet size Contact HLN regarding terms & conditions, copyrights, CDM, etc. Check printed scale, responsibility is not accepted for reproduction of digital media or measuring from this document. Only figured dimensions to be used for construction. Report doubts/discrepancies to project Architect.	This feasibility drawing has been produced using an ordinance survey drawing. All boundaries and built locations are subject to full measured topographical survey. All service routes and locations are subject to conformation by approved statutory body/subscan survey. All proposed design work is subject to full consultation with LA planning and Highways. This original drawing is issued for the purpose indicated and contains confidential information. Further copies and circulation will be strictly in accordance with the confidentiality agreement with hlnarchitects. Safety Health & Environmental (S.H.E.) Notes are for informing competent persons of significant risks or design issues, relevant to their area of work, which may be unusual or not obvious, or which might be difficult to manage	When drawings are received from other parties for use as base/survey drawing, hlnarchitects do not accept liability for any discrepancy found in the information provided. All received information is considered to be true and accurate record of existing building/site. This original drawing is issued for the purpose indicated and contains confidential information. Further copies and circulation will be strictly in accordance with the confidentiality agreement with hlnarchitects. Safety Health & Environmental (S.H.E.) Notes are for informing competent persons of significant risks or design issues, relevant to their area of work, which may be unusual or not obvious, or which might be difficult to manage

Rv	Date	By	Ch	Revisions
A	12:10:12	PW	GH	ISSUED AS FINAL ER – following revisions as per ER stakeholder comments received 05:10:12
B	15.10.12	RA	PW	Issued for Planning

Client	Project	Drawing Title
HSBC	HSBC BANK PLC CLAYTON, MANCHESTER	ELEVATIONS AS PROPOSED

Drawing Status	Scale	Date	Drawn By	Checked	Job No:	Drawing No.	Rev.
PLANNING	1:50 @ A1	21:06:12	PW	GH	6469	[20] 201	B

HLN Architects Ltd 21/22 Neptune Court, Vanguard Way, Cardiff, CF24 5PJ
t:029 2039 8611 f:029 2037 4690
e:info@hlnarchitects.com w:www.hlnarchitects.com

RIBA Chartered Practice

CARDIFF ■ REDDITCH □ LONDON □

HLN ENGINEERING ARCHITECTURE +