

West Elevation

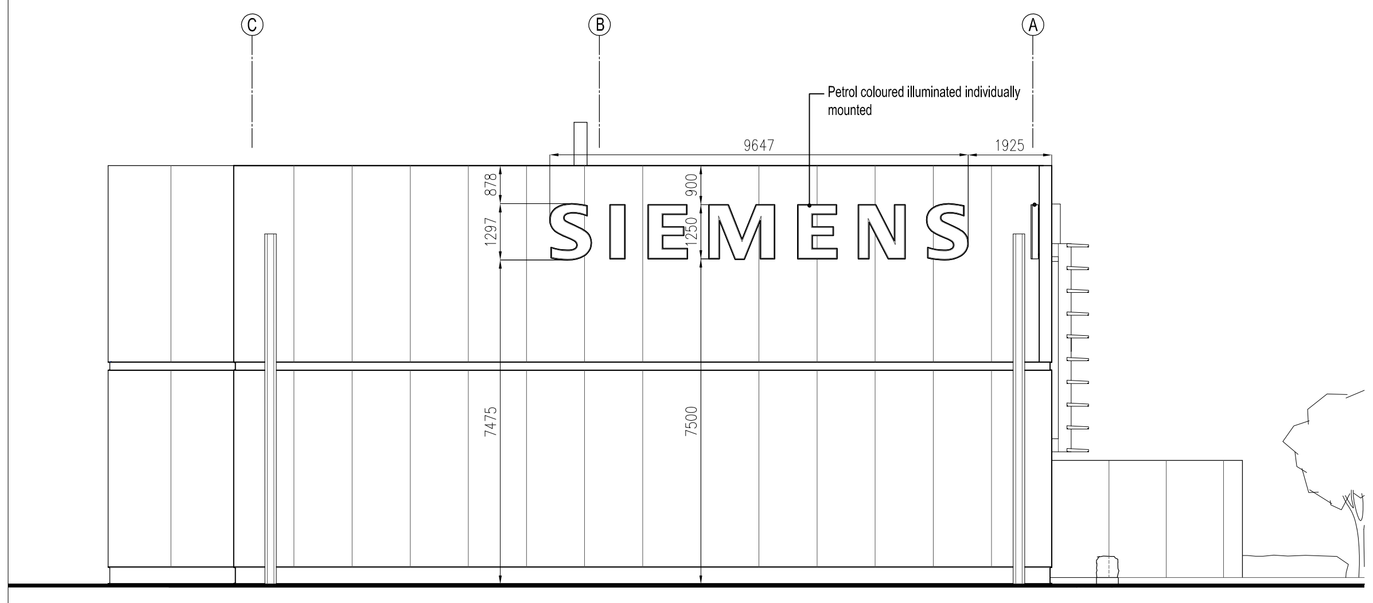

North Elevation

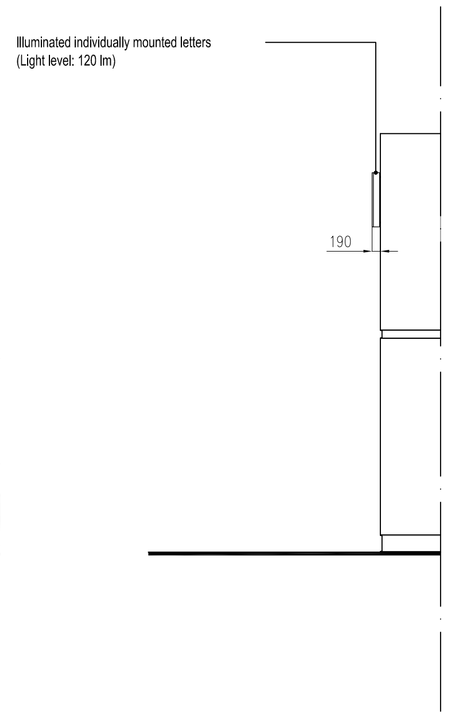

Side Elevation



Detail (Scale 1:20)

GENERAL NOTES

1. DRAWING INDICATES DESIGN INTENT ONLY.
2. THE CONTRACTOR IS RESPONSIBLE FOR TAKING AND CHECKING ALL DIMENSIONS ON SITE.
3. DO NOT SCALE FROM DRAWINGS.
4. REPORT ALL CONFLICTS OF INFORMATION TO THE ARCHITECT.
5. IF IN DOUBT ASK.

REV	DATE	DESCRIPT.
–	01102010	Planning submission

CLIENT: Siemens PLC

PROJECT: Renewable Energy Engineering Centre
Didsbury, Manchester

DRAWING TITLE: Siemens Signage

PRINGLE BRANDON
PRINGLE BRANDON LLP 10 BONHILL STREET LONDON EC2A 4QJ
t + 44 (0)20 7466 1000 f +44 (0)20 7466 1050 www.pringle-brandon.co.uk

JOB No	STATUS
209125	Planning

SCALE	DRAWING No.	REVISION
1:100@A1 1:200@A3 SEE NOTE 3	P-27-004	

\\PBSVR07\Jobs$\209125 Siemens Manchester\Drawings\27 Elevations External\Layout\Planning\P-27-001.dwg (A1, reimerm)
1/10/2010