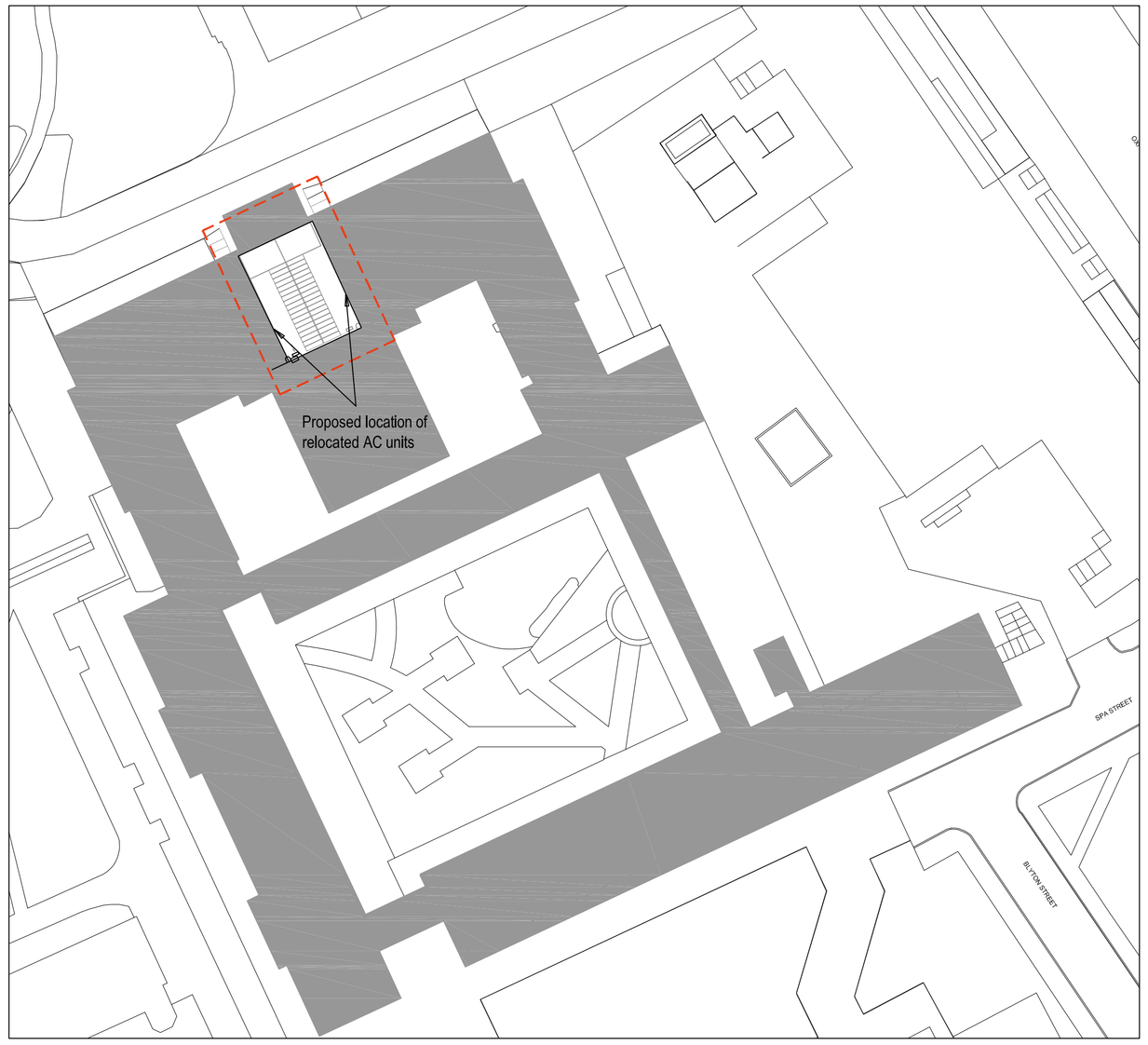

Location Plan
Scale: 1:500

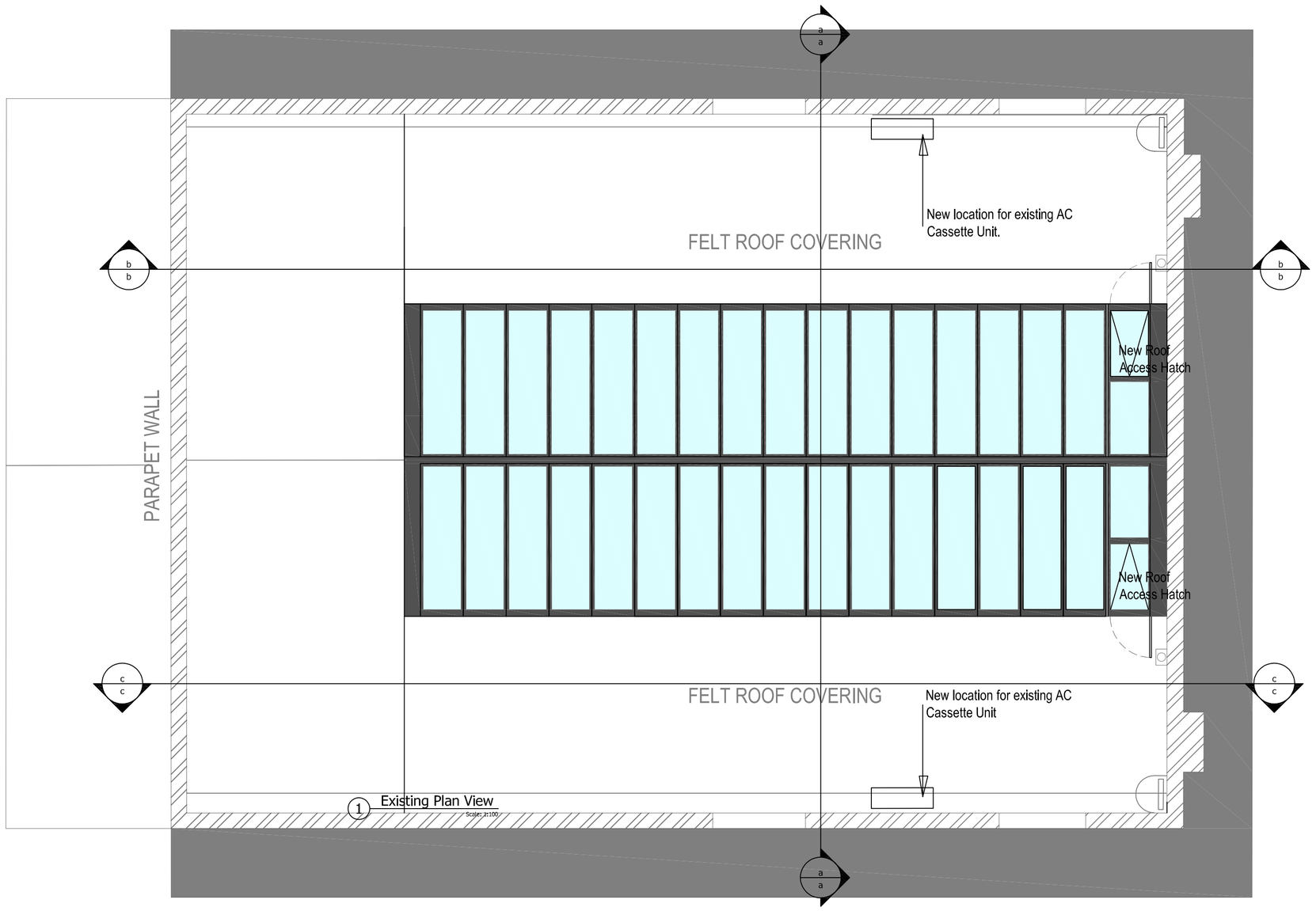

1 Existing Plan View
Scale: 1:100

3 Plan - Proposed Location of AC Cassettes
Scale: 1:50



b-b Section b-b - Proposed Location of AC Cassettes
Scale: 1:50

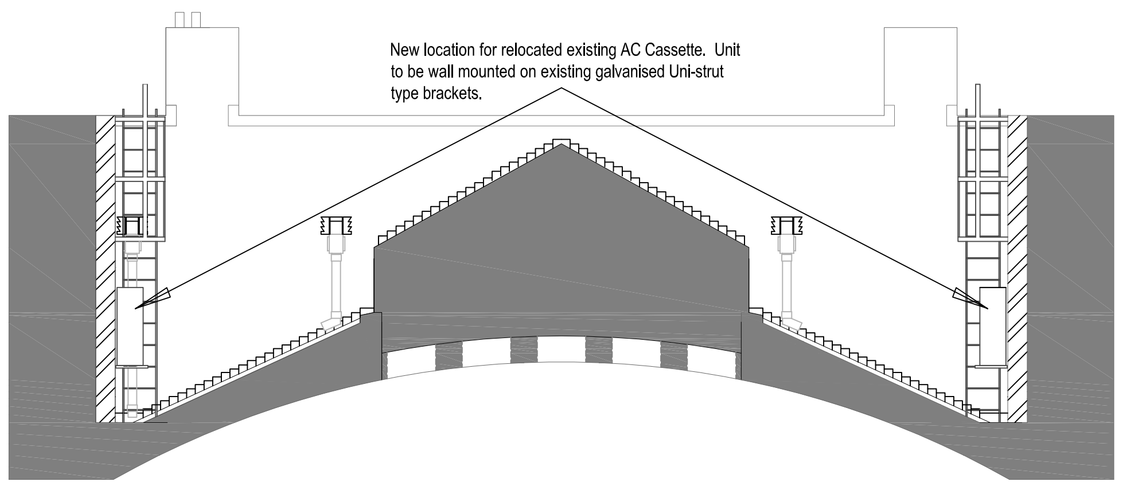

a-a Section a-a - Proposed Location of AC Cassettes
Scale: 1:50

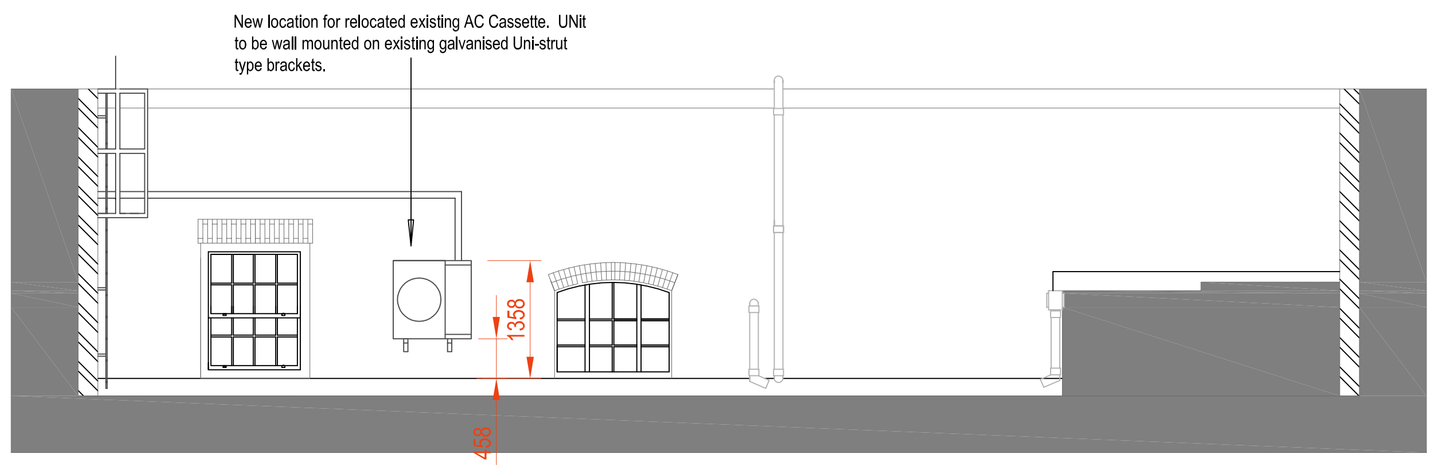

c-c Section c-c Proposed Location of AC Cassettes
Scale: 1:50

RLB | Rider Levett Bucknall

DO NOT SCALE THIS DRAWING, CHECK ALL DIMENSIONS ON SITE

This drawing is to be read in conjunction with all specifications and drawings issued. For discrepancies or omissions contact Rider Levett Bucknall.
The contractor is to check and verify all building and site dimensions and check levels before work commences

© Rider Levett Bucknall UK Limited.

Note: All dimensions to be site checked

RELOCATION OF EXISTING WALL MOUNTED AC UNITS

- 2 No. existing AC cassette units are to be carefully removed from their existing location, including all pipework and bracketry and be relocated onto an adjacent wall.
- No new plant is to be intrduced into this area.
- Existing pipework and power supply is to be altered to suit new location
- All redundent fixing holes will be carefully made good.

Date:	Revision:	Dr:

Client:
University Of Manchester

Drawing Issue:
PLANNING

Project:
SAMUEL ALEXANDER
LTM WORKS

Drawing Title:
Relocation of AC Units
PROPOSED

Scale:	Drawing Nr:		
Ref.@A1	5086-054-PL504		
Revision:	Drawn:	Authorised by:	Date:
C	SC	SC	Jan 2013

Drawing Ref:
5086-054-PL504

8 Exchange Quay
Salford Quays
Manchester
United Kingdom
M5 3EJ
Tel : +44 (0)161 868 7700
Fax : +44 (0)161 868 7701
Email : first.surname@uk.rlb.com
WEB : www.rlb.com

RLB | Rider Levett Bucknall

Drawing Nr: 5086-054-PL504
Drawing Title: LANTERN ROOF LIGHT
Project: SAMUEL ALEXANDER
Client: University Of Manchester