ELEVATION
A

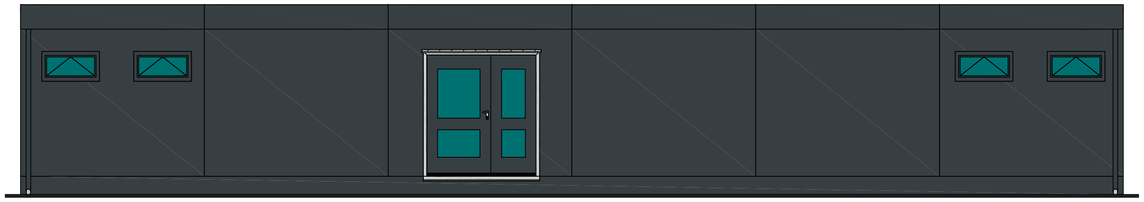

ELEVATION
B



ELEVATION
C

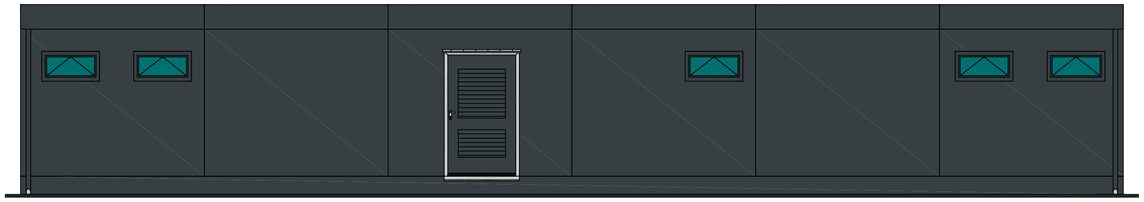

ELEVATION
D



PARTITION KEY

TYPE 'A' 32dB 114mm
(2x12.5mm Vinyl P'board + 89mm Stud)

LEGEND

- 1500 SINGLE DIFFUSER STRIPLIGHT
- 1500 SINGLE MOISTURE RES STRIPLIGHT
- 1200 THIN LG3 65° FITTING STRIPLIGHT
- 1500 THIN LG3 65° FITTING STRIPLIGHT
- 1500 THIN MOISTURE RES STRIPLIGHT
- 28W INT ROUND BULKHEAD LIGHT
- 28W EXT ROUND BULKHEAD LIGHT
- MAINTAINED EMERGENCY LIGHT
- EMERGENCY PACK
- T5 LIGHT FITTING
- 1 GANG 1 WAY LIGHT SWITCH
- PULLCORD LIGHT SWITCH
- KEY SWITCH
- ENGRAVED LIGHT SWITCH
- 2kW CONVECTOR HEATER
- 1kW DOWNFLOW HEATER
- 2kW DOWNFLOW HEATER
- DOUBLE SWITCHED SOCKET OUTLET
- FUSED SPUR
- SWITCHED FUSED SPUR
- DISTRIBUTION BOARD
- REMOTE EXTRACT FAN
- LOW VOLTAGE EXTRACT FAN
- CEILING MOUNTED EXTRACT FAN

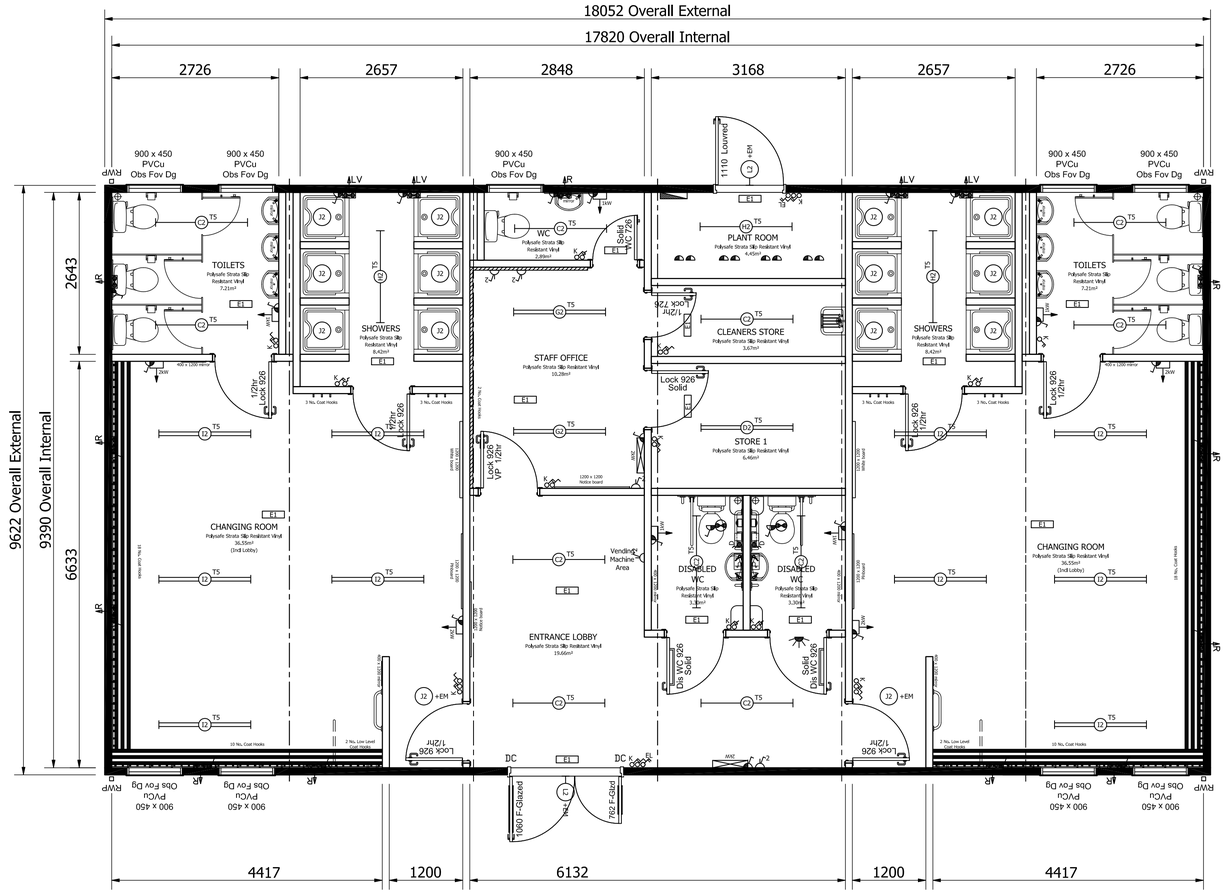

Electrical Load Calculation	Job Title:	Abraham Ross school		
Dist Board No :	Job No:	729003168-101 rev C		
	Date:	23rd Oct 2012		
GROUND FLOOR				
			Total	**Total**
Load Type	**No**	**kw**	**Amps**	**Diversity Amps**
1500mm 35w Flouresecent Tube	39.0	0.035	8.31	7.48
28w 2D Fitting	16.0	0.028	2.73	2.45
Extract Fan	17.0	0.040	2.96	2.66
Sockets @150 watts	5.0	**0.25**	**5.43**	**5.43**
2KW Master Heater	1.0	**2**	**8.70**	**8.70**
2 Kw Heater others	3.0	2	26.09	19.57
1 Kw Heater others	7.0	1	30.43	22.83
Water Heater Storage - All	8.0	**3**	**104.35**	**104.35**
Sub Main				0.00
		Totals	188.99	173.46
		10% contingency		190.81
	This is for Guidance Only =3 Phase A per Phase			
				63.60

LUMINAIRE LEGEND

REFERENCE	SYMBOL	DESCRIPTION
C2		NVC PHOENIX T5 NPH135/HF/840 SINGLE BATTEN FITTING C/W DIFFUSER
G1		NVC CALIFORNIA T5 NCA228/HF TWIN CAT 2 BATTEN FITTING
H2		NVC ALASKA T5 NAK135/HF IP65 BATTEN FITTING
I2		NVC ALASKA T5 NAK235/HF IP65 BATTEN FITTING
J2		NVC DAYTONA NDY28/HF/2D/BK/0/840 BULKHEAD FITTING
L2		NVC CLARKSVILLE NCV28/HF/2D/M3/840 ELLIOTT BRANDED EXTERNAL BULKHEAD FITTING
E1		NVC NEBRASKA NNE1X8/NM3/834 N.MAINTAINED EMERGENCY BULKHEAD

NOTES.

1. 'E' DENOTES LUMINAIRE FITTED WITH INTEGRAL MAINTAINED 3Hr EMERGENCY CONVERSION
2. "DIM" DENOTES LUMINAIRE FITTING WITH DAYLIGHT DIMMABLE CONTROL GEAR

Rev	Description	By	Date	Chk	Date
C	Store Sizes Varied Cleaners Sink Added	CNM	22.10.12	DC	24.10.12
B	Revised Inline With Amendment P Paperwork	CNM	15.10.12	DC	16.10.12
A	First Issue	-	-	-	-

Revision History

General Notes:

- This drawing and any Information or descriptive matter set hereon is the confidential property of Elliott, and must not be disclosed, loaned, copied or used for manufacturing, tendering or any other purpose without the prior consent in writing of Elliott.
- Do not scale from this drawing, work to figured dimensions only.
- All dimensions are in millimetres

elliott
An ALGECO SCOTSMAN Company
www.elliottuk.com
Elliott - Modular Buildings, Manor Drive, Peterborough, PE4 7AP
Tel: 01733 298700 - Fax: 01733 298749

Client: Abraham Ross

Project: Abraham Moss High School
Changing Facility
Elliott Fusion (MSPF)

Drawn By:	Drawn Date:	Checked By:	Checked Date:
CNM	02.10.12	LJ	03.10.12
Scale:	Sheet Size:	Sheet Number:	
1:50	A1	1 of 1	

Drawing Title: 6 No. Bays 9.6m x 3m
2.4m Ceiling Height
Plan Layout

Drawing Number: 72/9003168-101 Rev: C



REFERENCE FOR EXTERNAL VIEWS OF THE BUILDING

Elliott are members of

MPBA