NOTE -

1. DO NOT SCALE. USE WRITTEN AND SITE DIMENSIONS ONLY.
2. ALL DIMENSIONS TO BE TAKEN ON SITE PRIOR TO MANUFACTURE OF ANY ELEMENT OR COMPONENT
3. ALL WORKS TO BE IN ACCORDANCE WITH ALL CURRENT EDITIONS AND RELEVANT CLAUSES OF BUILDING REGULATIONS, BRITISH STANDARDS, CODES OF PRACTICE AND HSE DIRECTIVES EVEN IF UNSTATED.
4. ANY DISCREPENCIES TO BE NOTIFIED TO SUPERVISING OFFICER
5. ALL PIPES, DRAINS, CABLE DUCTS, SERVICES, ETC TO BE ACCURATELY LOCATED ON SITE PRIOR TO ANY EXCAVATION, DEMOLITION OR DRILLING. MAKE GOOD TO ALL SURFACES AND FINISHES DISTURBED.
6. ALL FLOOR LEVELS SHOWN AS INDICATIVE - TO BE CHECKED ON SITE PRIOR TO COMMENCEMENT OF CONSTRUCTION WORKS
7. STRUCTURAL ENGINEERS DETAILS TO SUPERSEDE DRAWN INFORMATION.
7. ALL FINAL BUILDING WORKS TO BE IN ACCORDANCE WITH RELATIVE BUILDING REGULATIONS GUIDANCE.

8. FOR FURTHER DETILS REFER TO CORRESPONDING BUILDING REGULATIONS DRAWING SET

IF IN DOUBT ASK.

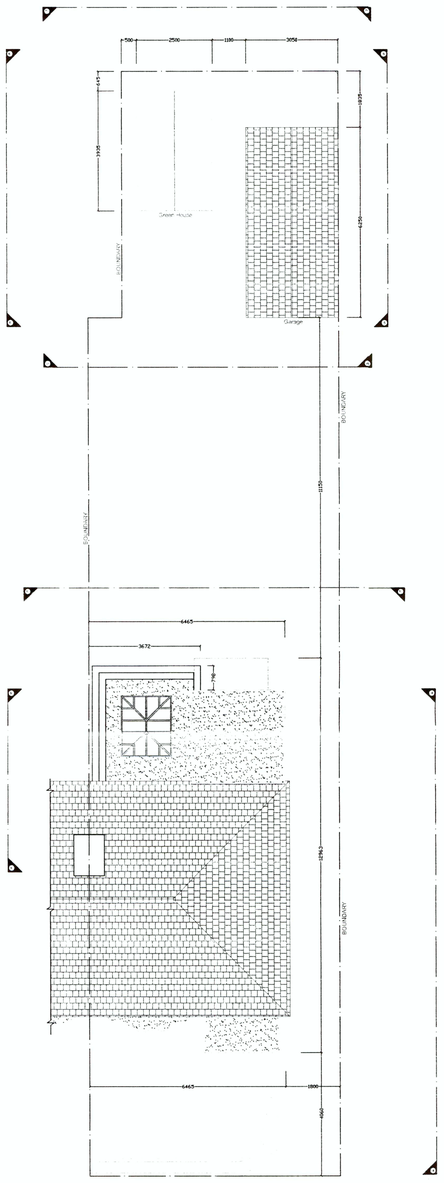

Proposed Site Plan

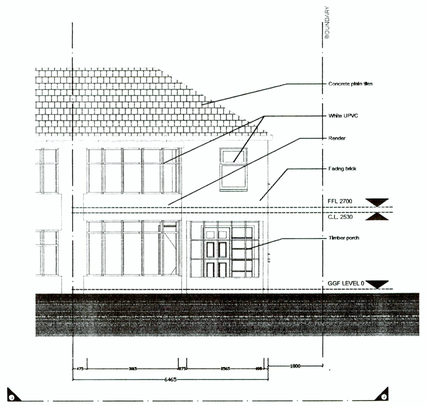

Proposed Front Elevation

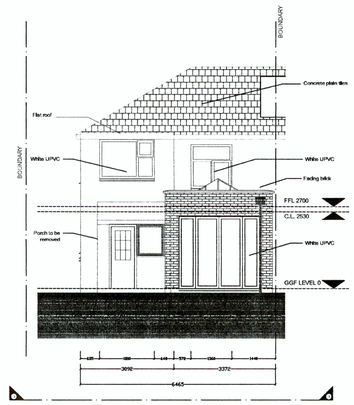

Proposed Rear Elevation

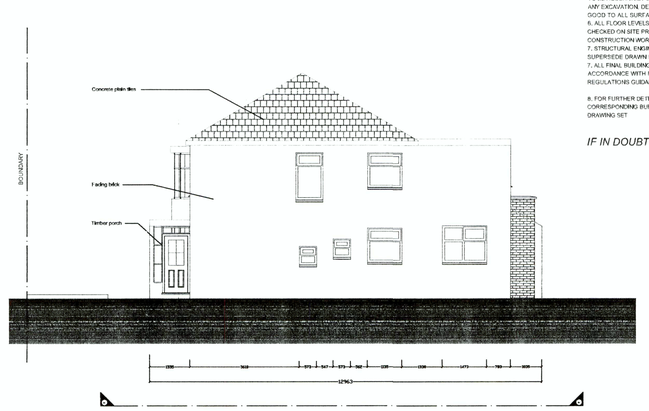

Proposed Side Elevation

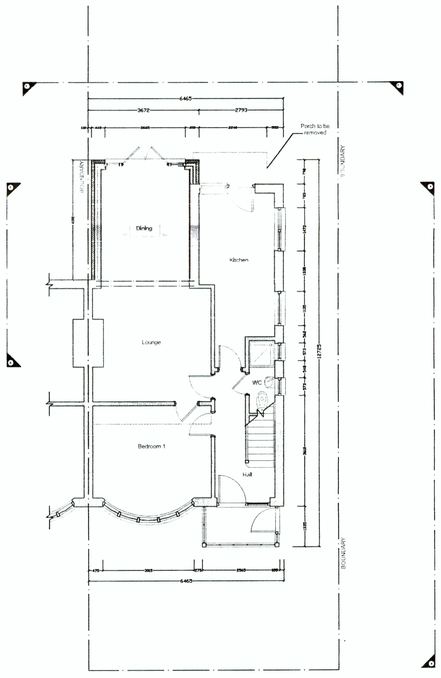

Proposed Ground Floor Plan

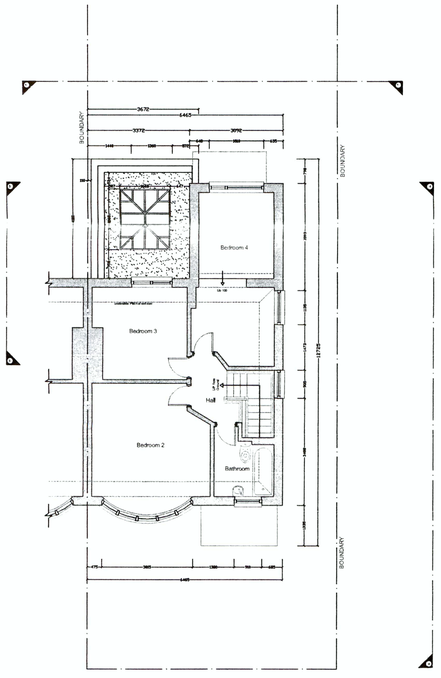

Proposed First Floor Plan

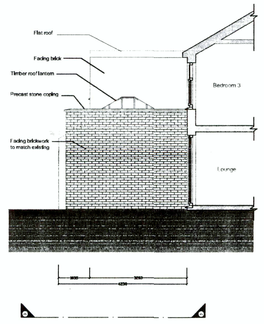

Proposed Side Elevation

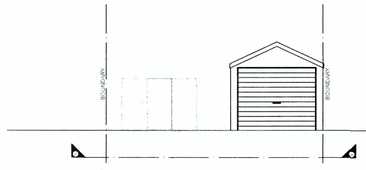

Existing Outbuildings Front Elevation



Existing Outbuildings Side Elevation

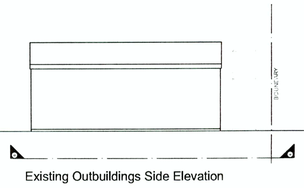

Existing Outbuildings Side Elevation

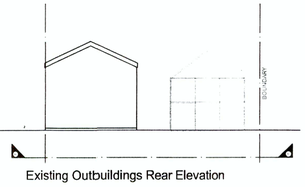

Existing Outbuildings Rear Elevation

fillét
design through creativity
logic and communication
7 Marlborough Road, Cheshire M33 3AF
Tel: 07732410276
email: tjb@fillétdesigns.com

Project	Job Number 383
10 Shireoak Road, Manchester	
Client	
C.AByrne	
Drawing Title	Drawing Size A1
Proposed	1:100

Drawn PR	Date OCT.2016	Scale 1:100	Cadfile FILE
Reviewed by TJB	Drawing No. GA-383-201		Rev.