PLANNING DRAWINGS
All dimensions are to be checked by client. Any discrepancies are to be reported to the Architect. This drawing to be Read in Conjunction with all associated Architects or Consultants Details & Specifications. This drawing is for illustrative purposes only and does not form part of any contract.



Side Elevation



Rear Elevation



Side Elevation



Rear Elevation



Front Elevation



Side Elevation



Front Elevation

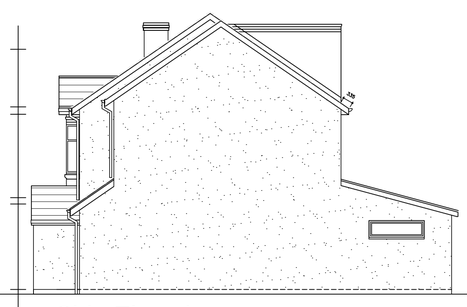

Side Elevation

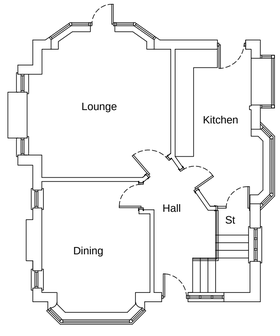

Ground Floor Plan

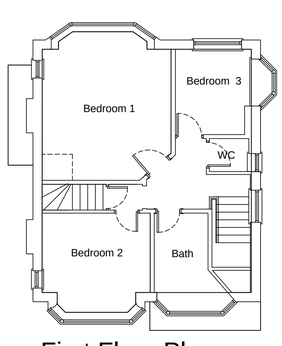

First Floor Plan

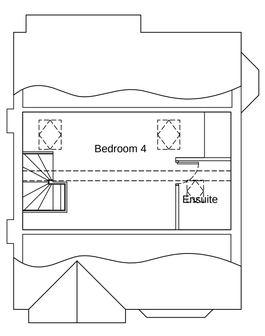

Second Floor Plan

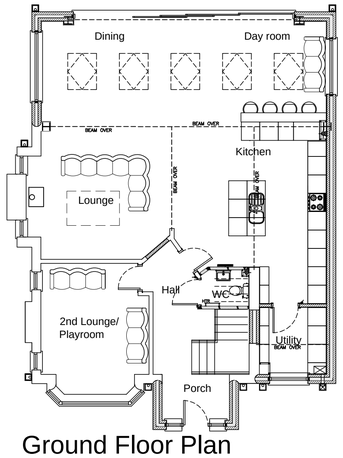

Ground Floor Plan

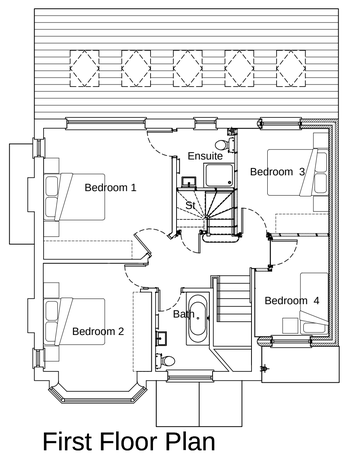

First Floor Plan

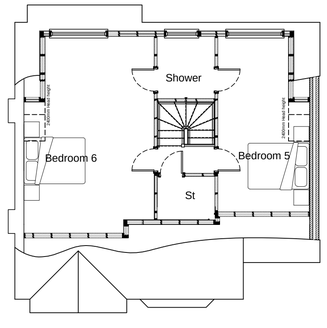

Second Floor Plan

23.11.16.	As Builts made to Proposed.	PA.	B.
23.07.14.	Side Extension reduced in depth in line with Planners comment.	PA.	A.
Date.	Revision.	By.	No.

trinity architecture

Trinity Architecture and Design Ltd
2b Beech Rd. Hale. Altrincham.
Cheshire. WA15 9HX.
Tel No. 0161 928 0051

Email. architects@trinityarchitecture.co.uk

Proposed development at. No.35 Sandhurst Avenue
West Didsbury, Manchester

Client. Mr G Thomas

Drawing title. Existing & Proposed

Status. Planning	Date. JUNE 2014	
Scale. 1:100 @ A1	Drawn. PGJA	Checked. ?
Job No. T14-27	Drawing No. 01	Revision. B

© This drawing and the building works depicted therein are the copyright of Trinity Architecture and Design Ltd and may not be used, copied or amended except by written permission.