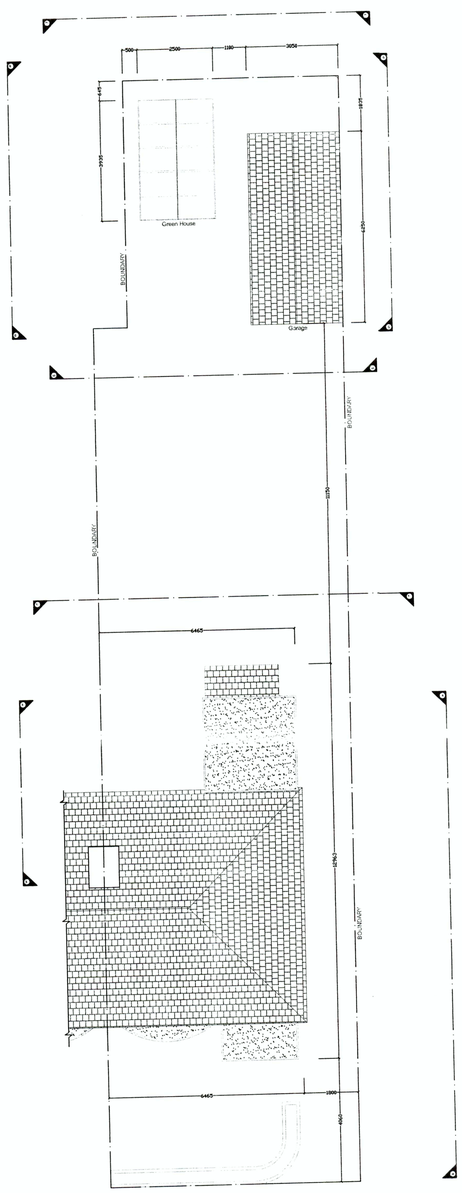

Existing Site Plan

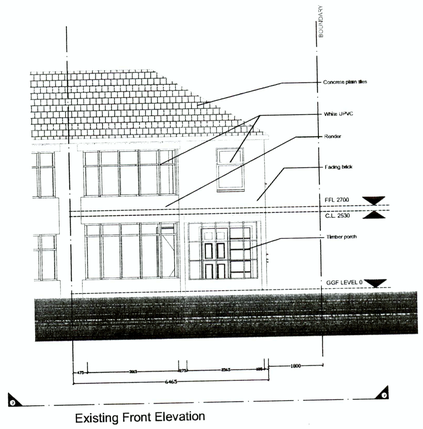

Existing Front Elevation

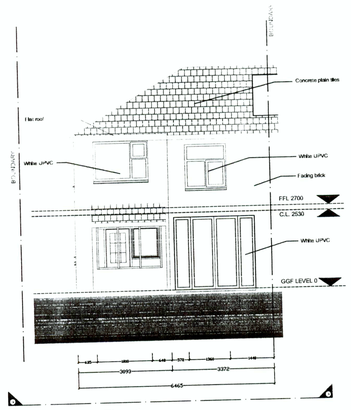

Existing Rear Elevation



Existing Side Elevation

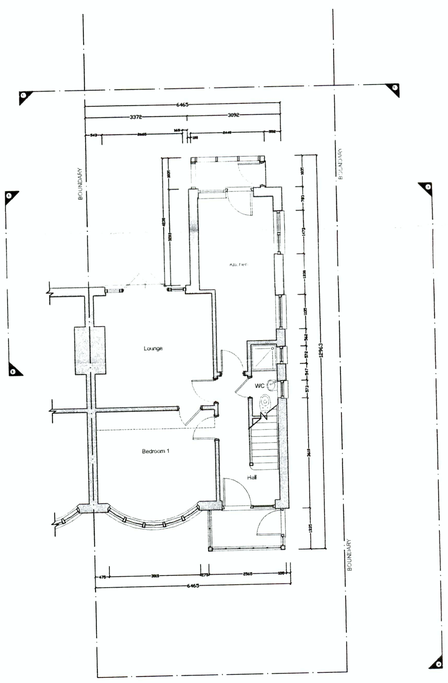

Existing Ground Floor Plan

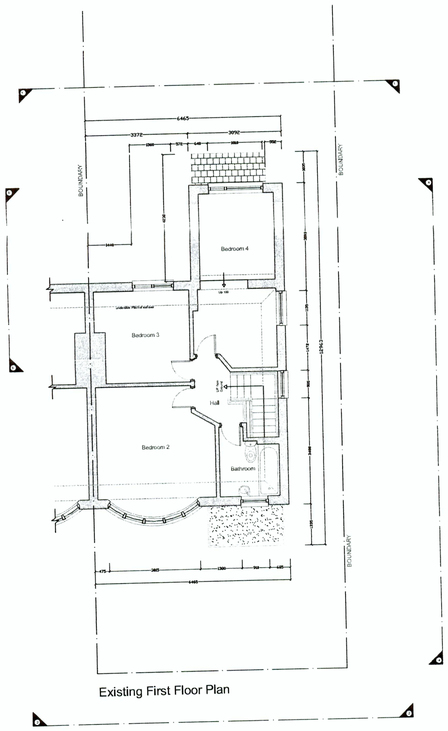

Existing First Floor Plan

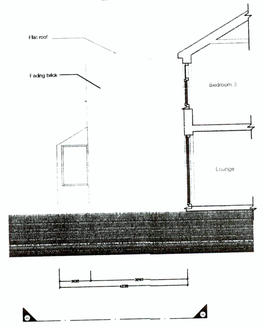

Existing Side Elevation

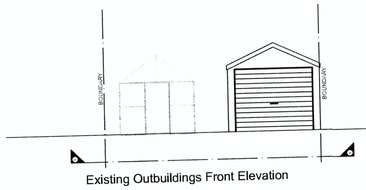

Existing Outbuildings Front Elevation

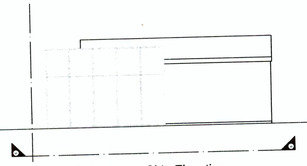

Existing Outbuildings Side Elevation

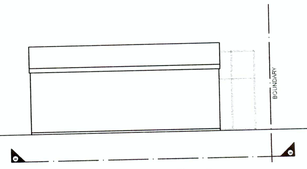

Existing Outbuildings Side Elevation

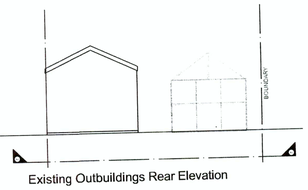

Existing Outbuildings Rear Elevation

NOTE -

1. DO NOT SCALE. USE WRITTEN AND SITE DIMENSIONS ONLY.
2. ALL DIMENSIONS TO BE TAKEN ON SITE PRIOR TO MANUFACTURE OF ANY ELEMENT OR COMPONENT.
3. ALL WORKS TO BE IN ACCORDANCE WITH ALL CURRENT SERTIONS AND RELEVANT CLAUSES OF BUILDING REGULATIONS, BRITISH STANDARDS, CODES OF PRACTICE AND HSE DIRECTIVES EVEN IF UNSTATED.
4. ANY DISCREPENCIES TO BE NOTIFIED TO SUPERVISING OFFICER.
5. ALL PIPES, DRAINS, CABLE DUCTS, SERVICES, ETC TO BE ACCURATELY LOCATED ON SITE PRIOR TO ANY EXCAVATION, DEMOLITION OR DRILLING. MAKE GOOD TO ALL SURFACES AND FINISHES DISTURBED.
6. ALL FLOOR LEVELS SHOWN AS INDICATIVE - TO BE CHECKED ON SITE PRIOR TO COMMENCEMENT OF CONSTRUCTION WORKS.
7. STRUCTURAL ENGINEERS DETAILS TO SUPERSEDE DRAWN INFORMATION.
7. ALL FINAL BUILDING WORKS TO BE IN ACCORDANCE WITH RELATIVE BUILDING REGULATIONS GUIDANCE.
8. FOR FURTHER DETAILS REFER TO CORRESPONDING BUILDING REGULATIONS DRAWING SET.

IF IN DOUBT ASK.

PLANNING AND BUILDING CONTROL
30 NOV 2016

fillét
design through creativity, logic and communication
7 Marlborough Road, Cheshire M33 3AF
tel: 0161 2 1 7 7 5
email: info@fillet.co.uk

Project	Job Number 383
10 Shireoak Road, Manchester	
Client	
C.AByrne	
Drawing Title	Drawing Size A1
Existing	1:100

Drawn PR	Date OCT 2016	Scale 1:100	Certific FILE
Reviewed by	Drawing No.		Rev.
TJB	GA-383-101		