Redvision™

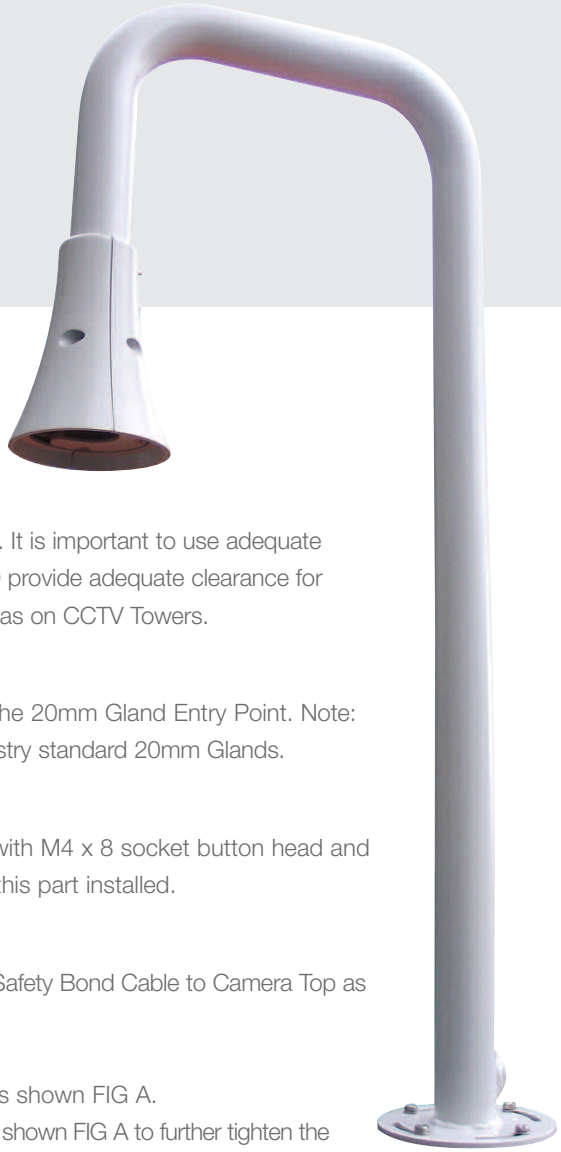

RV-SWAN

INSTALLATION SHEET

Bracket Installation

Fixings to mount the Swan Neck Bracket will depend upon the fixing surface. It is important to use adequate quality fixings to safely support an X-SERIES Camera. Fixing slots on 4" PCD provide adequate clearance for 6mm bolts. The Swan Neck Bracket typically used to mount X-Series Cameras on CCTV Towers.

Flying Lead Installation

Install the Flying Lead optionally through the Central Mounting Tube or via the 20mm Gland Entry Point. Note: the Gland Entry is supplied with a 20 x 1.5mm thread to accommodate industry standard 20mm Glands.

Safety Bond Bracket Installation

Securely fasten right angle Safety Bond Bracket to the top of the Camera with M4 x 8 socket button head and single coil spring washer as shown FIG A. Your Camera may already have this part installed.

Attaching the Camera to the Compact Wall Bracket

1. Remove the Bracket Cover Plate by releasing the 2 M5 screws. Connect Safety Bond Cable to Camera Top as shown FIG A.
2. Fully release the Camera Hand Lock Nut.
3. Position the Camera into the Bracket Cradle, matching the orientation as shown FIG A.
4. Fully tighten the Hand Lock Nut by hand. Use the M3 Allen Key (provided) as shown FIG A to further tighten the Hand Lock Nut.
5. Ensure the clearance is even throughout 360° rotation and the Camera is free moving.

Connecting Flying Lead and Bracket Cover Plate

1. Connect Flying Lead to Camera with power isolated. Note: inspect the connector to ensure the orientation key between the mating parts is correctly aligned.
2. Tuck the Safety Bond Cable up into the bracket as shown, confirming complete assembly as FIG B.
3. Replace Bracket Cover Plate by securing the 2 M5 screws. This Bracket Cover Plate MUST be fully secured with both fixings to ensure Safe Camera Mounting.

Contents

- Swan Neck Bracket Assembly
- 10m Flying Lead
- M4 Allen Key
- Safety Bond Bracket Assembly
- M2.5 Allen Key
- M3 Allen Key


FIG. A


FIG. B

Redvision CCTV Ltd, Alpha House, Blacknest Road, Blacknest, Alton, Hants, GU34 4PX, UK

T +44(0)1420 448448 E sales@redvisioncctv.com www.redvisioncctv.com

CE