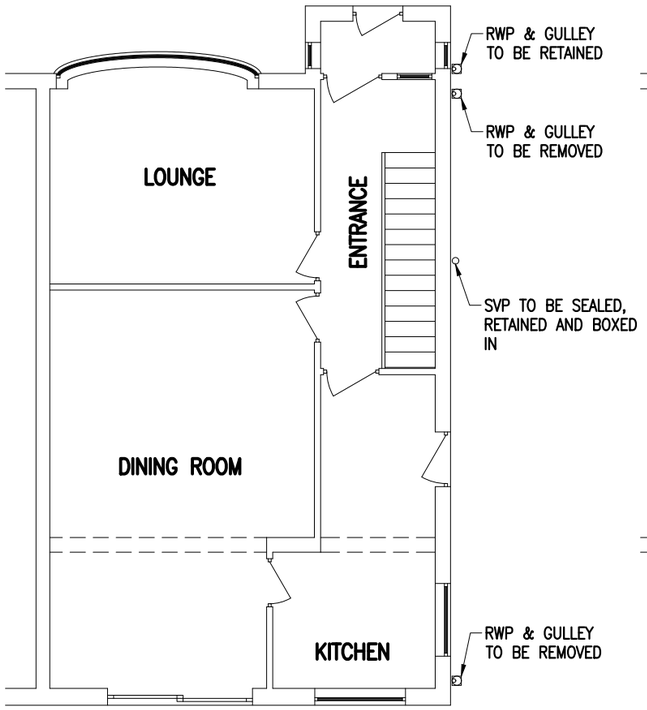

GROUND FLOOR PLAN

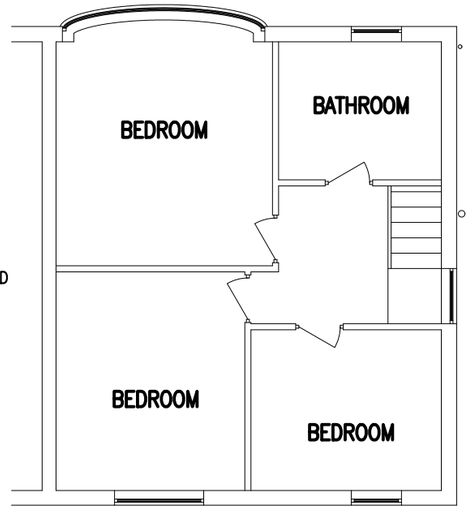

FIRST FLOOR PLAN

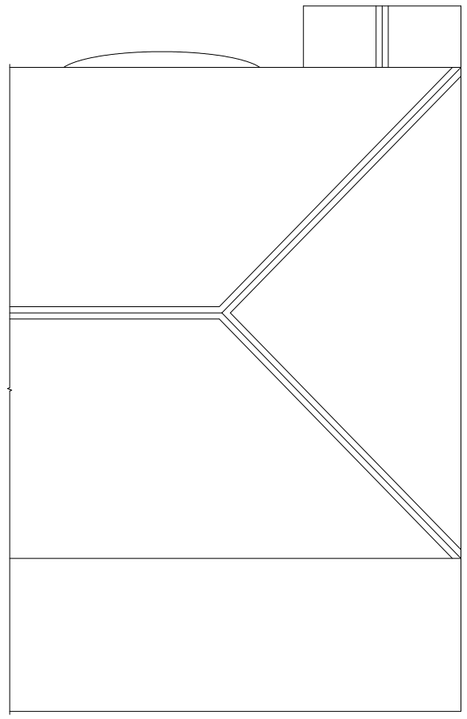

ROOF PLAN

GENERAL NOTES

ALL WORKMANSHIP AND MATERIALS TO COMPLY WITH BUILDING REGULATIONS, BRITISH STANDARDS AND CODES OF PRACTICE. ALL MATERIALS TO BE STORED, MIXED AND FIXED IN ACCORDANCE WITH MANUFACTURERS INSTRUCTIONS AND RECOMMENDATIONS.

ALL PROVISIONS FOR TEMPORARY MEANS OF SUPPORT AND REGULATIONS FOR HEALTH AND SAFETY AT WORK TO BE APPLIED.

ALL WORKS TO BE CARRIED OUT TO THE COMPLETE SATISFACTION OF THE BUILDING CONTROL OFFICER.

ALL WORKS TO BE CARRIED OUT IN STRICT ACCORDANCE WITH HSE GUIDANCE AND CDM REGULATIONS

DO NOT SCALE. THE CONTRACTOR MUST VERIFY ALL DIMENSIONS PRIOR TO COMMENCING SHOP DRAWINGS OR WORKS ON SITE.

THIS DRAWING IS TO BE READ IN CONJUNCTION WITH ALL ARCHITECTURAL DRAWINGS AND SPECIFICATIONS.

ALL STEELWORK IS TO BE S275 GRADE STEEL. ALL STEEL IS TO BE PAINTED 1 COAT ZINC RICH PRIMER.

ALL CONCRETE TO BE C35 GRADE CONCRETE UNO
ALL REINFORCEMENT TO BE TYPE H GRADE 500N/mm²
MINIMUM COVER TO CONCRETE IN THE GROUND TO BE 35mm.

Rev	Date	By	Checked	Remarks

Project
45 DELACOURT ROAD
FALLOWFIELD
MANCHESTER

Client
MR. M.F. HASAN

Drawing
EXISTING GROUND, FIRST AND ROOF PLANS

Number	Rev
P 682 – 001	–

Scale	Drawn	Checked	Date
1:100	DG		OCT '15

STRUCTURAL DESIGN & DRAUGHTING

159. NEWMARKET RD.
ASHTON-UNDER-LYNE
LANCS
OL7 9JD



FRONT ELEVATION

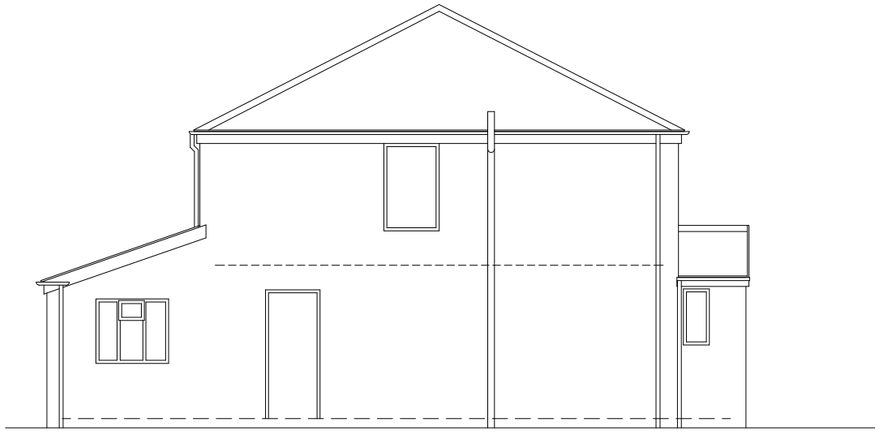

SIDE ELEVATION

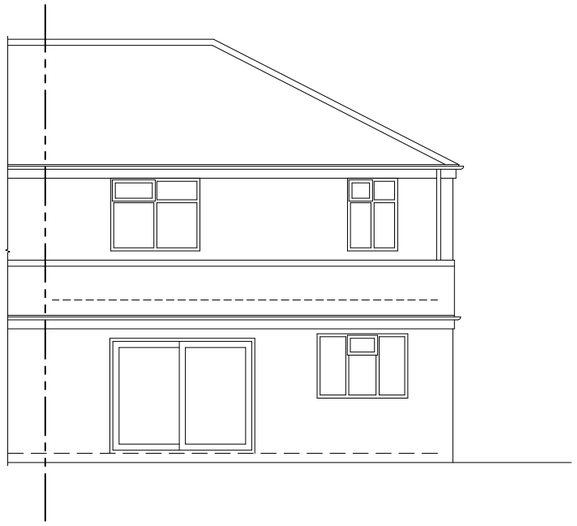

REAR ELEVATION

GENERAL NOTES

ALL WORKMANSHIP AND MATERIALS TO COMPLY WITH BUILDING REGULATIONS, BRITISH STANDARDS AND CODES OF PRACTICE. ALL MATERIALS TO BE STORED, MIXED AND FIXED IN ACCORDANCE WITH MANUFACTURERS INSTRUCTIONS AND RECOMMENDATIONS.

ALL PROVISIONS FOR TEMPORARY MEANS OF SUPPORT AND REGULATIONS FOR HEALTH AND SAFETY AT WORK TO BE APPLIED.

ALL WORKS TO BE CARRIED OUT TO THE COMPLETE SATISFACTION OF THE BUILDING CONTROL OFFICER.

ALL WORKS TO BE CARRIED OUT IN STRICT ACCORDANCE WITH HSE GUIDANCE AND CDM REGULATIONS

DO NOT SCALE. THE CONTRACTOR MUST VERIFY ALL DIMENSIONS PRIOR TO COMMENCING SHOP DRAWINGS OR WORKS ON SITE.

THIS DRAWING IS TO BE READ IN CONJUNCTION WITH ALL ARCHITECTURAL DRAWINGS AND SPECIFICATIONS.

ALL STEELWORK IS TO BE S275 GRADE STEEL. ALL STEEL IS TO BE PAINTED 1 COAT ZINC RICH PRIMER.

ALL CONCRETE TO BE C35 GRADE CONCRETE UNO
ALL REINFORCEMENT TO BE TYPE H GRADE 500N/mm²
MINIMUM COVER TO CONCRETE IN THE GROUND TO BE 35mm.

Rev	Date	By	Checked	Remarks

Project
45. DELACOURT ROAD FALLOWFIELD MANCHESTER

Client
M. F. HASAN

Drawing
EXISTING FRONT, SIDE AND REAR ELEVATIONS

Number	Rev
P 682 – 002	–

Scale	Drawn	Checked	Date
1:100	DG		OCT '15

STRUCTURAL DESIGN & DRAUGHTING

159. NEWMARKET RD.
ASHTON–UNDER–LYNE
LANCS
OL7 9JD

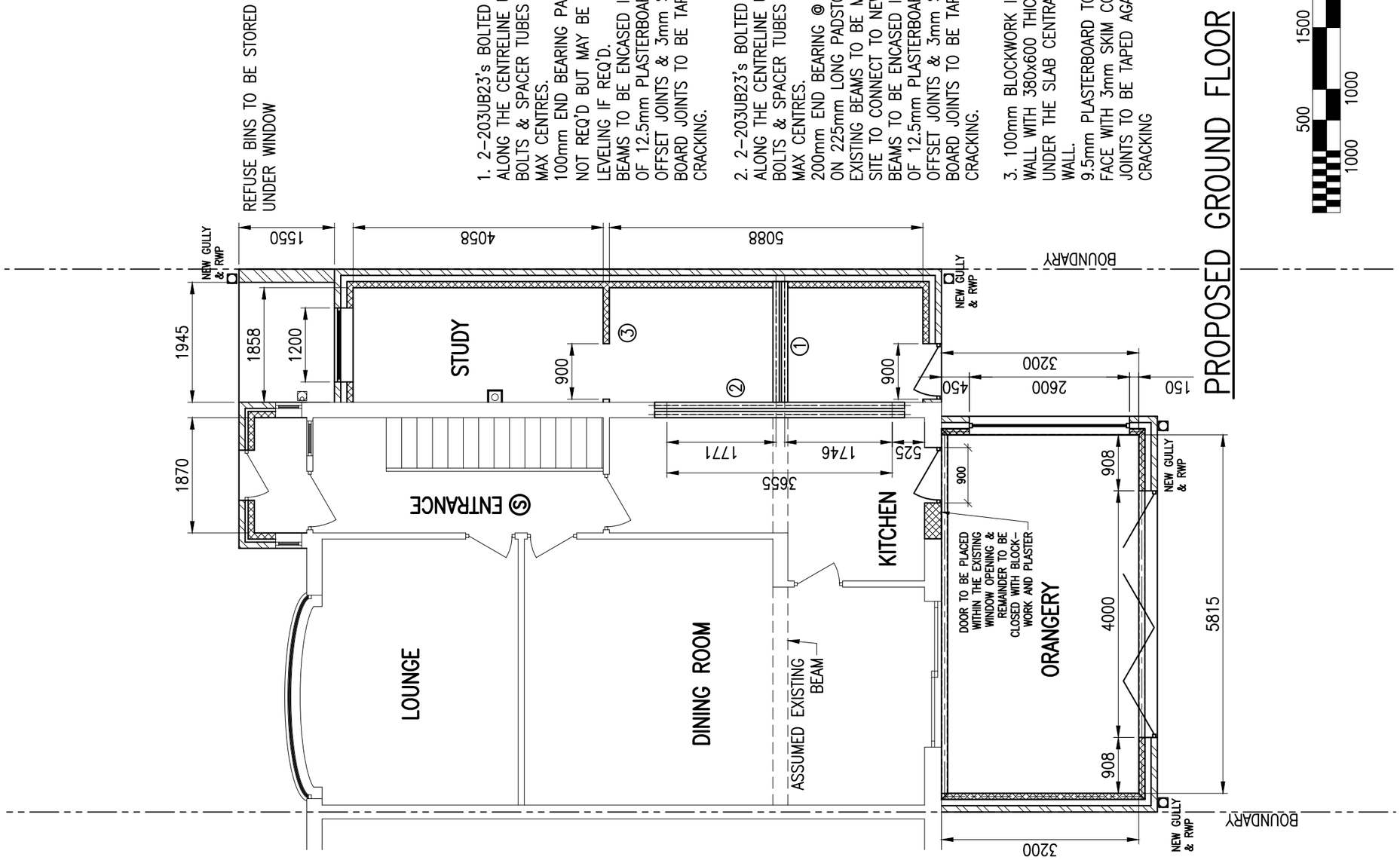

GENERAL NOTES

ALL WORKMANSHIP AND MATERIALS TO COMPLY WITH BUILDING REGULATIONS, BRITISH STANDARDS AND CODES OF PRACTICE. ALL MATERIALS TO BE STORED, MIXED AND FIXED IN ACCORDANCE WITH MANUFACTURERS INSTRUCTIONS AND RECOMMENDATIONS.

ALL PROVISIONS FOR TEMPORARY MEANS OF SUPPORT AND REGULATIONS FOR HEALTH AND SAFETY AT WORK TO BE APPLIED.

ALL WORKS TO BE CARRIED OUT TO THE COMPLETE SATISFACTION OF THE BUILDING CONTROL OFFICER.

ALL WORKS TO BE CARRIED OUT IN STRICT ACCORDANCE WITH HSE GUIDANCE AND CDM REGULATIONS

DO NOT SCALE. THE CONTRACTOR MUST VERIFY ALL DIMENSIONS PRIOR TO COMMENCING SHOP DRAWINGS OR WORKS ON SITE.

THIS DRAWING IS TO BE READ IN CONJUNCTION WITH ALL ARCHITECTURAL DRAWINGS AND SPECIFICATIONS.

ALL STEELWORK IS TO BE S275 GRADE STEEL. ALL STEEL IS TO BE PAINTED 1 COAT ZINC RICH PRIMER.

ALL CONCRETE TO BE C35 GRADE CONCRETE UNO
ALL REINFORCEMENT TO BE TYPE H GRADE 500N/mm²
MINIMUM COVER TO CONCRETE IN THE GROUND TO BE 35mm.

Rev	Date	By	Checked	Remarks

Project
45. DELACOURT ROAD FALLOWFIELD MANCHESTER

Client
MF HASAN

Drawing
PROPOSED GROUND FLOOR PLAN

Number **P 682 – 003** Rev **–**

Scale 1:75 | Drawn DG | Checked | Date OCT '15

STRUCTURAL DESIGN & DRAUGHTING

159. NEWMARKET RD.
ASHTON-UNDER-LYNE
LANCS
OL7 9JD

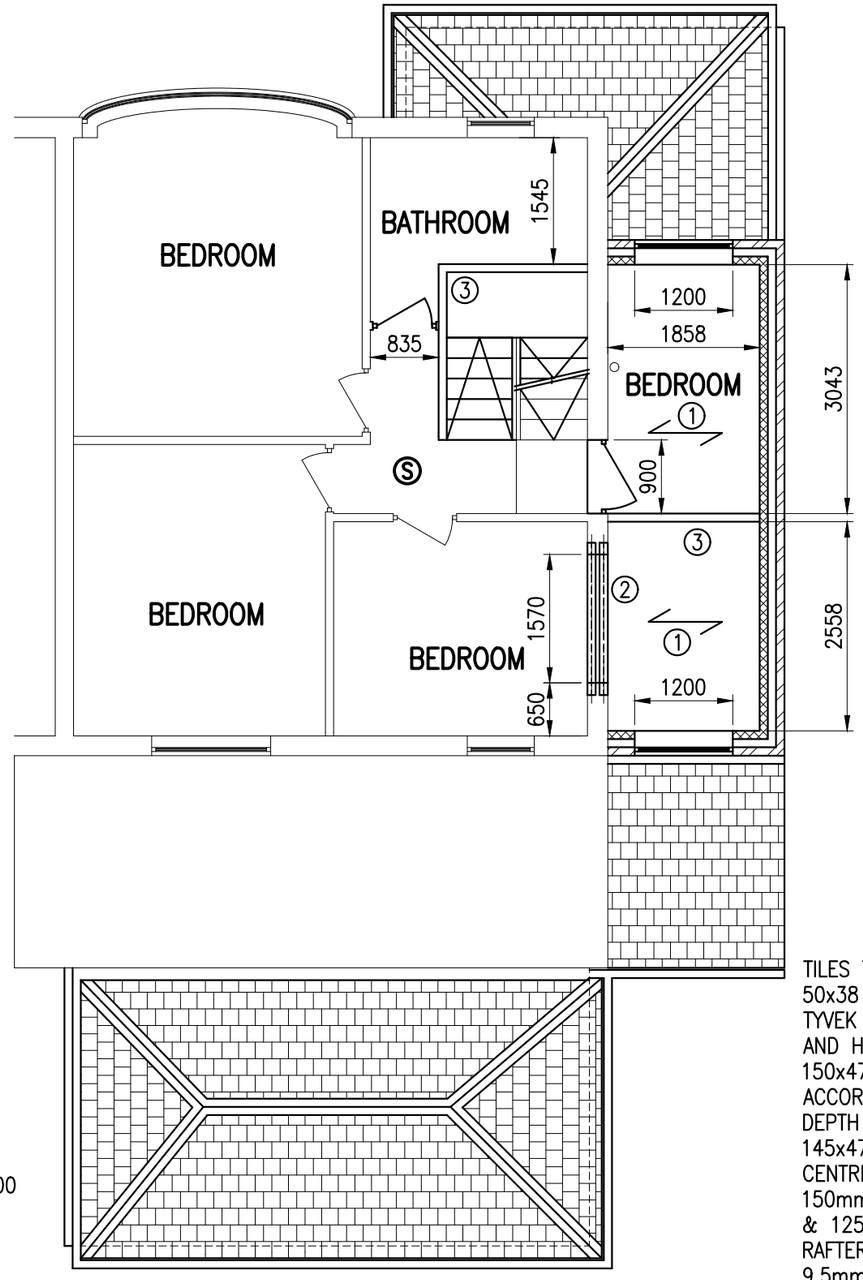

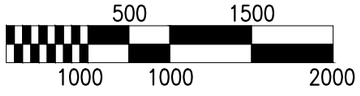

PROPOSED FIRST FLOOR

1. 22mm FLOOR GRADE CHIPBOARD
   145 x 47 C16 FLOOR JOISTS IN JOIST HANGERS @ 600mm MAX CENTRES IN ACCORDANCE WITH TRADA SPAN TABLES.
   9.5mm PLASTERBOARD WITH 3mm SKIM COAT. ALL BOARD JOINTS TO BE TAPED AGAINST CRACKING.
   100mm MINERAL WOOL TO BE SUSPENDED IN CHICKEN WIRE BETWEEN JOISTS.
2. 2–152UB16's BOLTED TOGETHER ALONG BEAM CENTRELINE USING M12 BOLTS & SPACER TUBES.
   150mm END BEARING EACH END.
   PADSTONES ARE NOT REQ'D.
   BEAMS TO BE ENCASED IN 2 LAYERS OF 12.5mm PLASTERBOARD WITH OFFSET JOINTS & 3mm SKIM COAT. JOINTS TO BE TAPED AGAINST CRACKING.
3. PARTITION FROM 75x50mm TIMBER STUDS @ 600mm MAX HORIZONTAL CENTRES.
   100x75mm HEAD AND SOLE PLATES.
   FULL DEPTH NOGGINS @ 1200mm MAX VERTICAL CENTRES.
   75mm MINERAL WOOL BETWEEN STUDS.
   DOUBLE FLOOR JOIST TO BE RUN BELOW PARTITION.

TILES TO MATCH THE EXISTING.
50x38 TILE BATTENS SPACED TO SUIT THE TILES.
TYVEK BREATHER MEMBRANE LAID OVER RAFTERS AND HUNG 10mm BETWEEN.
150x47 C16 RAFTERS @ 450mm MAX CENTRES IN ACCORDANCE WITH TRADA SPAN TABLES. FULL DEPTH NOGGINS @ MID SPAN.
145x47 C16 CEILING JOISTS @ 450mm MAX CENTRES WITH FULL DEPTH NOGGINS @ MID SPAN.
150mm INSULATION LAID BETWEEN THE RAFTERS & 125mm INSULATION LAID CROSSWISE OVER THE RAFTERS.
9.5mm PASTERBOARD WITH 3mm SKIM COAT.
BOARD JOINTS TO BE TAPED AGAINST CRACKING.

GENERAL NOTES

ALL WORKMANSHIP AND MATERIALS TO COMPLY WITH BUILDING REGULATIONS, BRITISH STANDARDS AND CODES OF PRACTICE. ALL MATERIALS TO BE STORED, MIXED AND FIXED IN ACCORDANCE WITH MANUFACTURERS INSTRUCTIONS AND RECOMMENDATIONS.

ALL PROVISIONS FOR TEMPORARY MEANS OF SUPPORT AND REGULATIONS FOR HEALTH AND SAFETY AT WORK TO BE APPLIED.

ALL WORKS TO BE CARRIED OUT TO THE COMPLETE SATISFACTION OF THE BUILDING CONTROL OFFICER.

ALL WORKS TO BE CARRIED OUT IN STRICT ACCORDANCE WITH HSE GUIDANCE AND CDM REGULATIONS

DO NOT SCALE. THE CONTRACTOR MUST VERIFY ALL DIMENSIONS PRIOR TO COMMENCING SHOP DRAWINGS OR WORKS ON SITE.

THIS DRAWING IS TO BE READ IN CONJUNCTION WITH ALL ARCHITECTURAL DRAWINGS AND SPECIFICATIONS.

ALL STEELWORK IS TO BE S275 GRADE STEEL. ALL STEEL IS TO BE PAINTED 1 COAT ZINC RICH PRIMER.

ALL CONCRETE TO BE C35 GRADE CONCRETE UNO
ALL REINFORCEMENT TO BE TYPE H GRADE 500N/mm²
MINIMUM COVER TO CONCRETE IN THE GROUND TO BE 35mm.

Rev	Date	By	Checked	Remarks

Project
45. DELACOURT ROAD FALLOWFIELD MANCHESTER

Client
M F HASAN

Drawing
PROPOSED FIRST FLOOR PLAN

Number	Rev
P 682 – 004	–

Scale	Drawn	Checked	Date
1:75	DG		OCT '15

STRUCTURAL DESIGN & DRAUGHTING

159. NEWMARKET RD.
ASHTON–UNDER–LYNE
LANCS
OL7 9JD

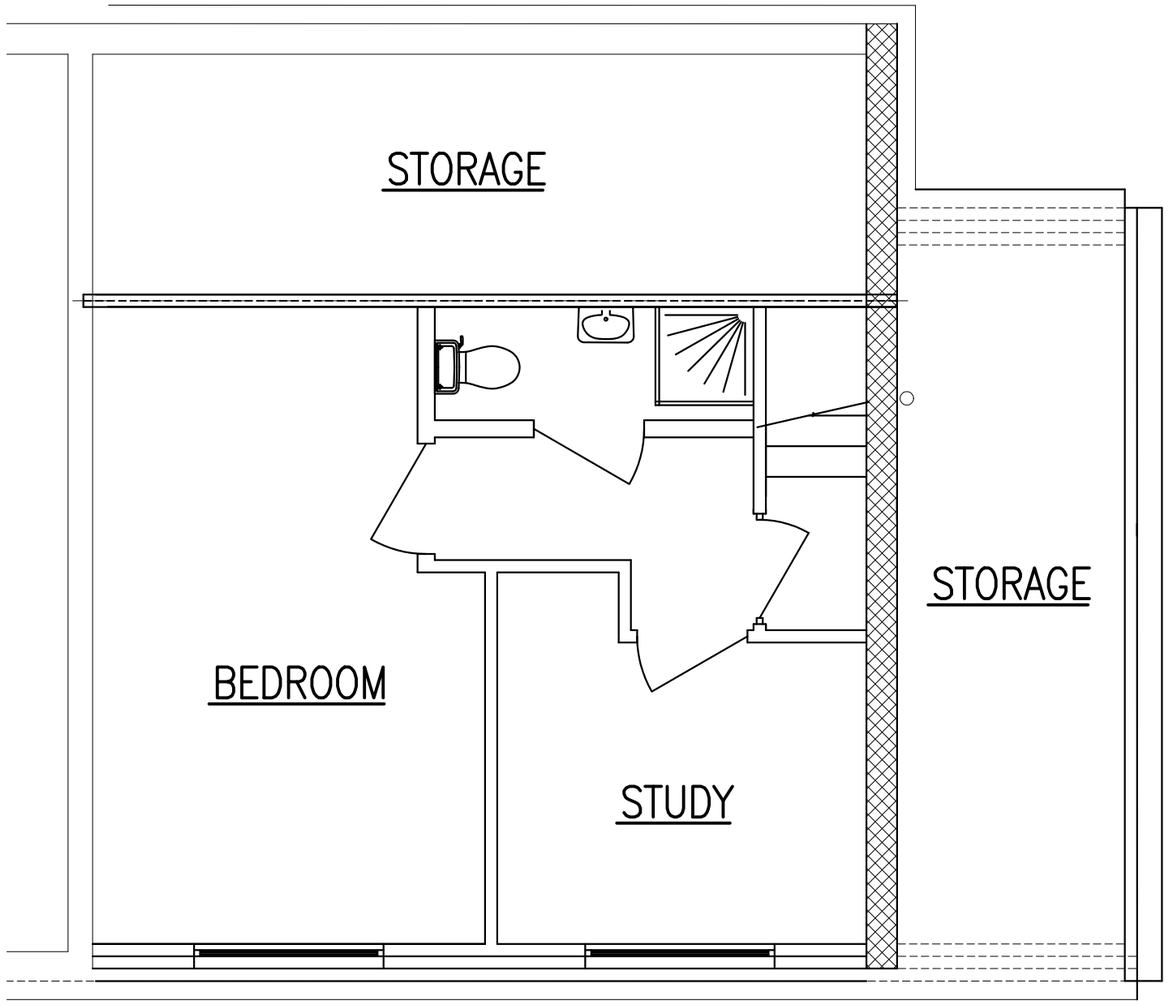

PROPOSED SECOND FLOOR PLAN

GENERAL NOTES

ALL WORKMANSHIP AND MATERIALS TO COMPLY WITH BUILDING REGULATIONS, BRITISH STANDARDS AND CODES OF PRACTICE. ALL MATERIALS TO BE STORED, MIXED AND FIXED IN ACCORDANCE WITH MANUFACTURERS INSTRUCTIONS AND RECOMMENDATIONS.

ALL PROVISIONS FOR TEMPORARY MEANS OF SUPPORT AND REGULATIONS FOR HEALTH AND SAFETY AT WORK TO BE APPLIED.

ALL WORKS TO BE CARRIED OUT TO THE COMPLETE SATISFACTION OF THE BUILDING CONTROL OFFICER.

ALL WORKS TO BE CARRIED OUT IN STRICT ACCORDANCE WITH HSE GUIDANCE AND CDM REGULATIONS

DO NOT SCALE. THE CONTRACTOR MUST VERIFY ALL DIMENSIONS PRIOR TO COMMENCING SHOP DRAWINGS OR WORKS ON SITE.

THIS DRAWING IS TO BE READ IN CONJUNCTION WITH ALL ARCHITECTURAL DRAWINGS AND SPECIFICATIONS.

ALL STEELWORK IS TO BE S275 GRADE STEEL. ALL STEEL IS TO BE PAINTED 1 COAT ZINC RICH PRIMER.

ALL CONCRETE TO BE C35 GRADE CONCRETE UNO
ALL REINFORCEMENT TO BE TYPE H GRADE 500N/mm²
MINIMUM COVER TO CONCRETE IN THE GROUND TO BE 35mm.

Rev	Date	By	Checked	Remarks

Project
45. DELACOURT ROAD
FALLOWFIELD
MANCHESTER

Client
M F HASAN

Drawing
PROPOSED SECOND FLOOR PLAN

Number P 682 – 005

Rev –

Scale 1:50

Drawn DG

Checked

Date OCT '15

STRUCTURAL DESIGN & DRAUGHTING

159. NEWMARKET RD.
ASHTON–UNDER–LYNE
LANCS
OL7 9JD

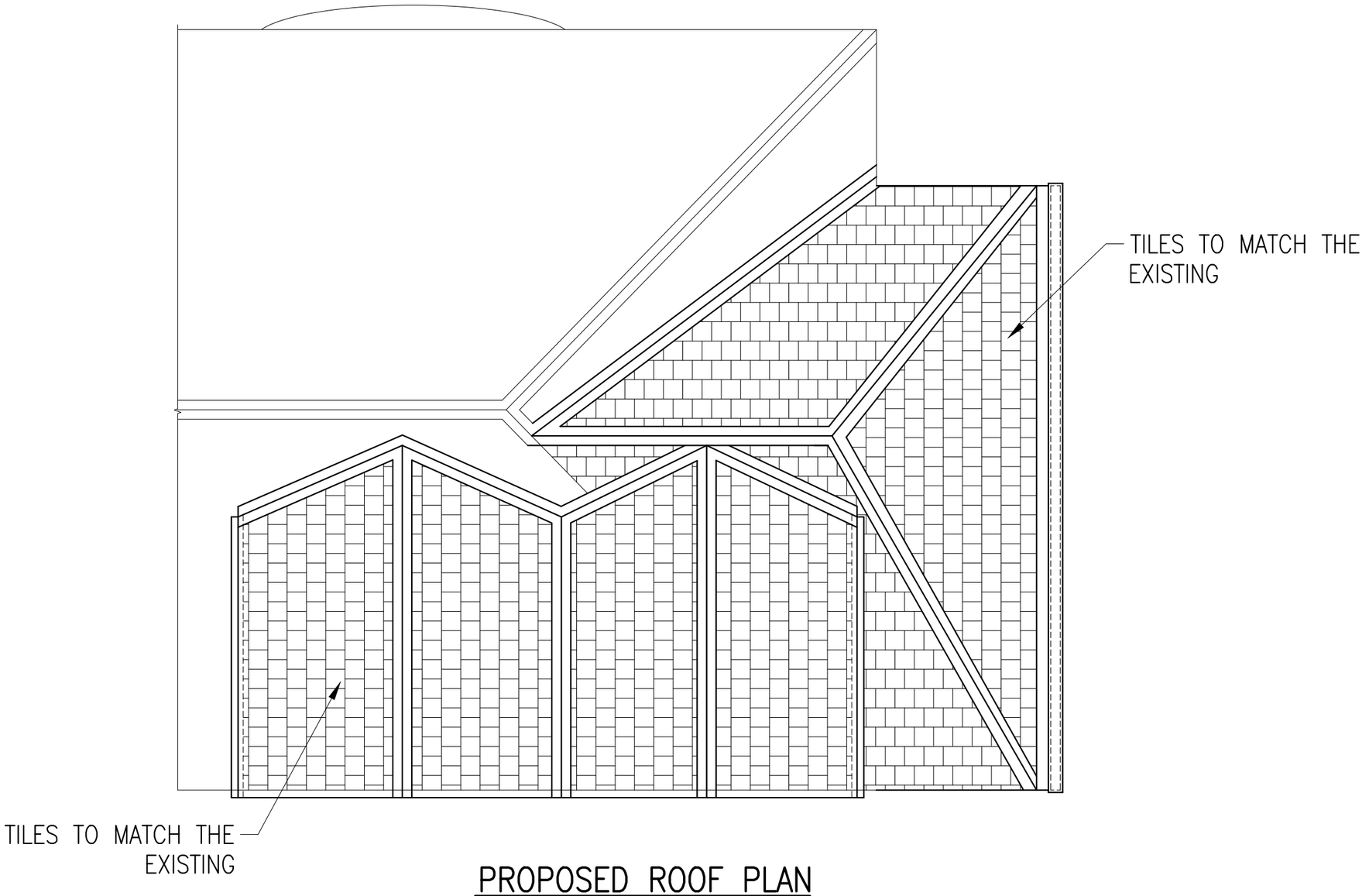

PROPOSED ROOF PLAN

GENERAL NOTES

ALL WORKMANSHIP AND MATERIALS TO COMPLY WITH BUILDING REGULATIONS, BRITISH STANDARDS AND CODES OF PRACTICE. ALL MATERIALS TO BE STORED, MIXED AND FIXED IN ACCORDANCE WITH MANUFACTURERS INSTRUCTIONS AND RECOMMENDATIONS.

ALL PROVISIONS FOR TEMPORARY MEANS OF SUPPORT AND REGULATIONS FOR HEALTH AND SAFETY AT WORK TO BE APPLIED.

ALL WORKS TO BE CARRIED OUT TO THE COMPLETE SATISFACTION OF THE BUILDING CONTROL OFFICER.

ALL WORKS TO BE CARRIED OUT IN STRICT ACCORDANCE WITH HSE GUIDANCE AND CDM REGULATIONS

DO NOT SCALE. THE CONTRACTOR MUST VERIFY ALL DIMENSIONS PRIOR TO COMMENCING SHOP DRAWINGS OR WORKS ON SITE.

THIS DRAWING IS TO BE READ IN CONJUNCTION WITH ALL ARCHITECTURAL DRAWINGS AND SPECIFICATIONS.

ALL STEELWORK IS TO BE S275 GRADE STEEL. ALL STEEL IS TO BE PAINTED 1 COAT ZINC RICH PRIMER.

ALL CONCRETE TO BE C35 GRADE CONCRETE UNO
ALL REINFORCEMENT TO BE TYPE H GRADE 500N/mm²
MINIMUM COVER TO CONCRETE IN THE GROUND TO BE 35mm.

Rev	Date	By	Checked	Remarks

Project
45. DELACOURT ROAD
FALLOWFIELD
MANCHESTER

Client
M F HASAN

Drawing
PROPOSED ROOF PLAN

Number	Rev
P 682 – 008	–

Scale	Drawn	Checked	Date
1:50	DG		OCT '15

STRUCTURAL DESIGN & DRAUGHTING

159. NEWMARKET RD.
ASHTON–UNDER–LYNE
LANCS
OL7 9JD

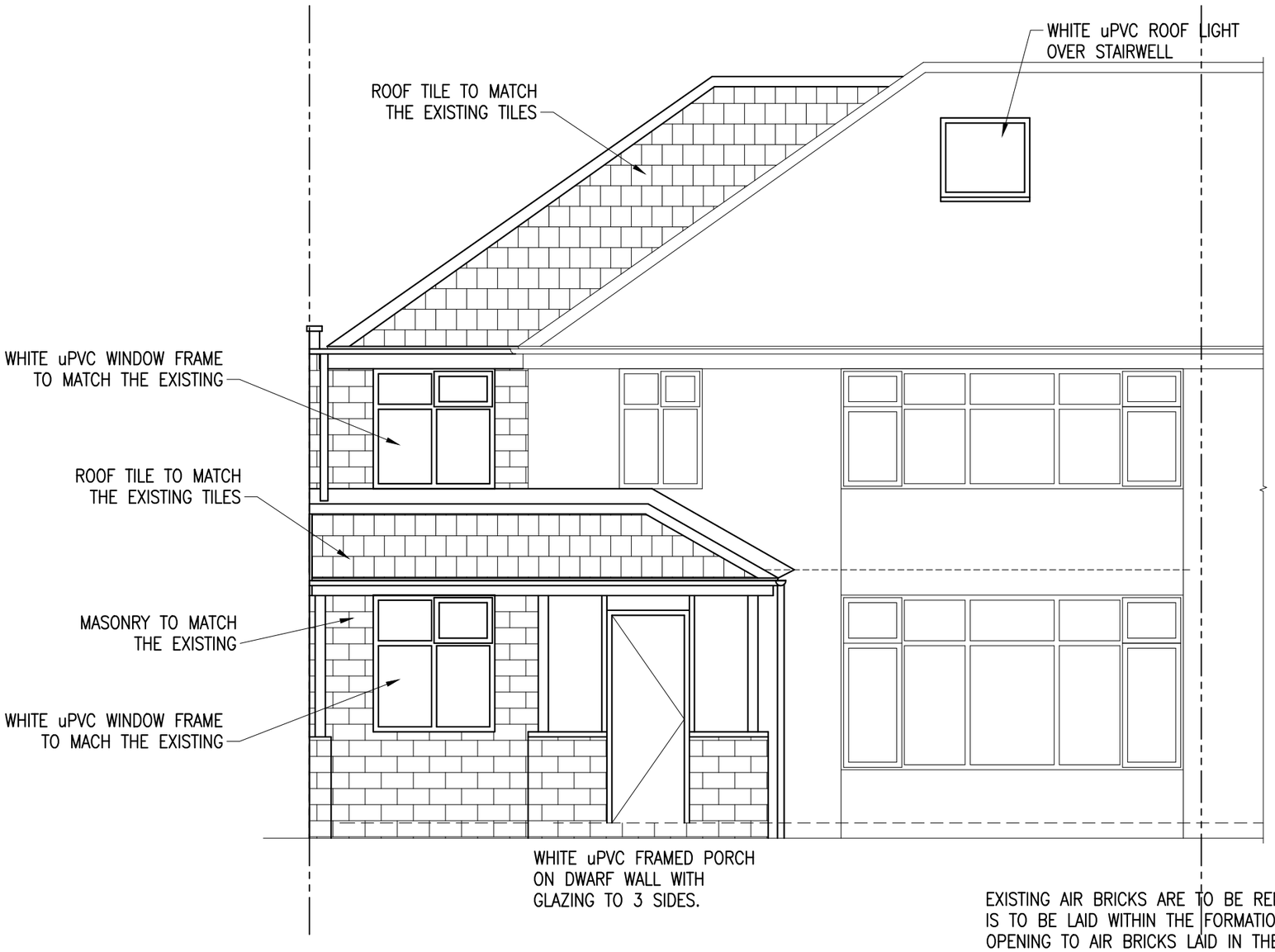

PROPOSED FRONT ELEVATION

GENERAL NOTES

ALL WORKMANSHIP AND MATERIALS TO COMPLY WITH BUILDING REGULATIONS, BRITISH STANDARDS AND CODES OF PRACTICE. ALL MATERIALS TO BE STORED, MIXED AND FIXED IN ACCORDANCE WITH MANUFACTURERS INSTRUCTIONS AND RECOMMENDATIONS.

ALL PROVISIONS FOR TEMPORARY MEANS OF SUPPORT AND REGULATIONS FOR HEALTH AND SAFETY AT WORK TO BE APPLIED.

ALL WORKS TO BE CARRIED OUT TO THE COMPLETE SATISFACTION OF THE BUILDING CONTROL OFFICER.

ALL WORKS TO BE CARRIED OUT IN STRICT ACCORDANCE WITH HSE GUIDANCE AND CDM REGULATIONS

DO NOT SCALE. THE CONTRACTOR MUST VERIFY ALL DIMENSIONS PRIOR TO COMMENCING SHOP DRAWINGS OR WORKS ON SITE.

THIS DRAWING IS TO BE READ IN CONJUNCTION WITH ALL ARCHITECTURAL DRAWINGS AND SPECIFICATIONS.

ALL STEELWORK IS TO BE S275 GRADE STEEL. ALL STEEL IS TO BE PAINTED 1 COAT ZINC RICH PRIMER.

ALL CONCRETE TO BE C35 GRADE CONCRETE UNO
ALL REINFORCEMENT TO BE TYPE H GRADE 500N/mm²
MINIMUM COVER TO CONCRETE IN THE GROUND TO BE 35mm.

Rev	Date	By	Checked	Remarks

Project
45 DELACOURT ROAD
FALLOWFIELD
MANCHETER

Client
M F HASAN

Drawing
PROPOSED FRONT ELEVATION

Number	Rev
P 682 – 009	–

Scale	Drawn	Checked	Date
1:50	DG		OCT '15

STRUCTURAL DESIGN & DRAUGHTING

159. NEWMARKET RD.
ASHTON–UNDER–LYNE
LANCS
OL7 9JD

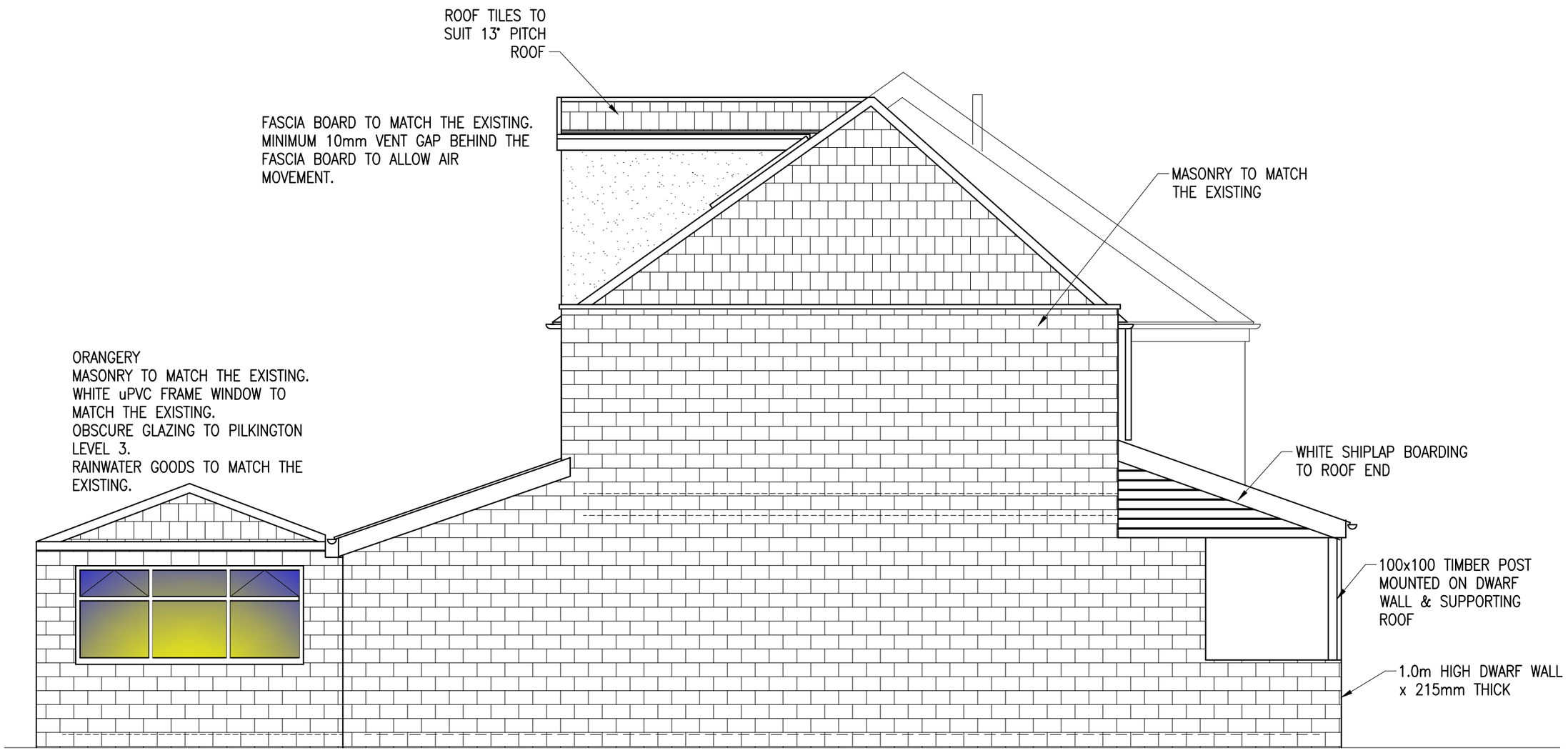

EXISTING AIR BRICKS ARE TO BE REMOVED AND DUCTING IS TO BE LAID WITHIN THE FORMATION FROM THE EXISTING OPENING TO AIR BRICKS LAID IN THE NEW MASONRY, OPPOSITE.

PROPOSED GABLE ELEVATION

Rev	Date	By	Checked	Remarks

Project
45. DELACOURT ROAD FALLOWFIELD MANCHESTER

Client
M F HASAN

Drawing
PROPOSED GABLE ELEVATION

Number **P 682 – 010** Rev **–**

Scale 1:50 | Drawn DG | Checked | Date OCT '15

STRUCTURAL DESIGN & DRAUGHTING

159. NEWMARKET RD.
ASHTON–UNDER–LYNE
LANCS
OL7 9JD

DORMER FRONT WALL
102.5mm MASONRY OUTER LEAF TO MATCH THE EXISTING.
100mm CAVITY WITH 50mm CELOTEX INSULATION FIXED TO INNER LEAF.
100mm BLOCKWORK INNER LEAF.
9.5mm PLASTERBOARD WITH 3mm SKIM COAT. BOARD JOINTS TO BE TAPED AGAINST CRACKING.

DORMER WINDOWS
WHITE uPVC TO MATCH THE EXISTING.

RAINWATER PIPES TO MATCH THE EXISTING.

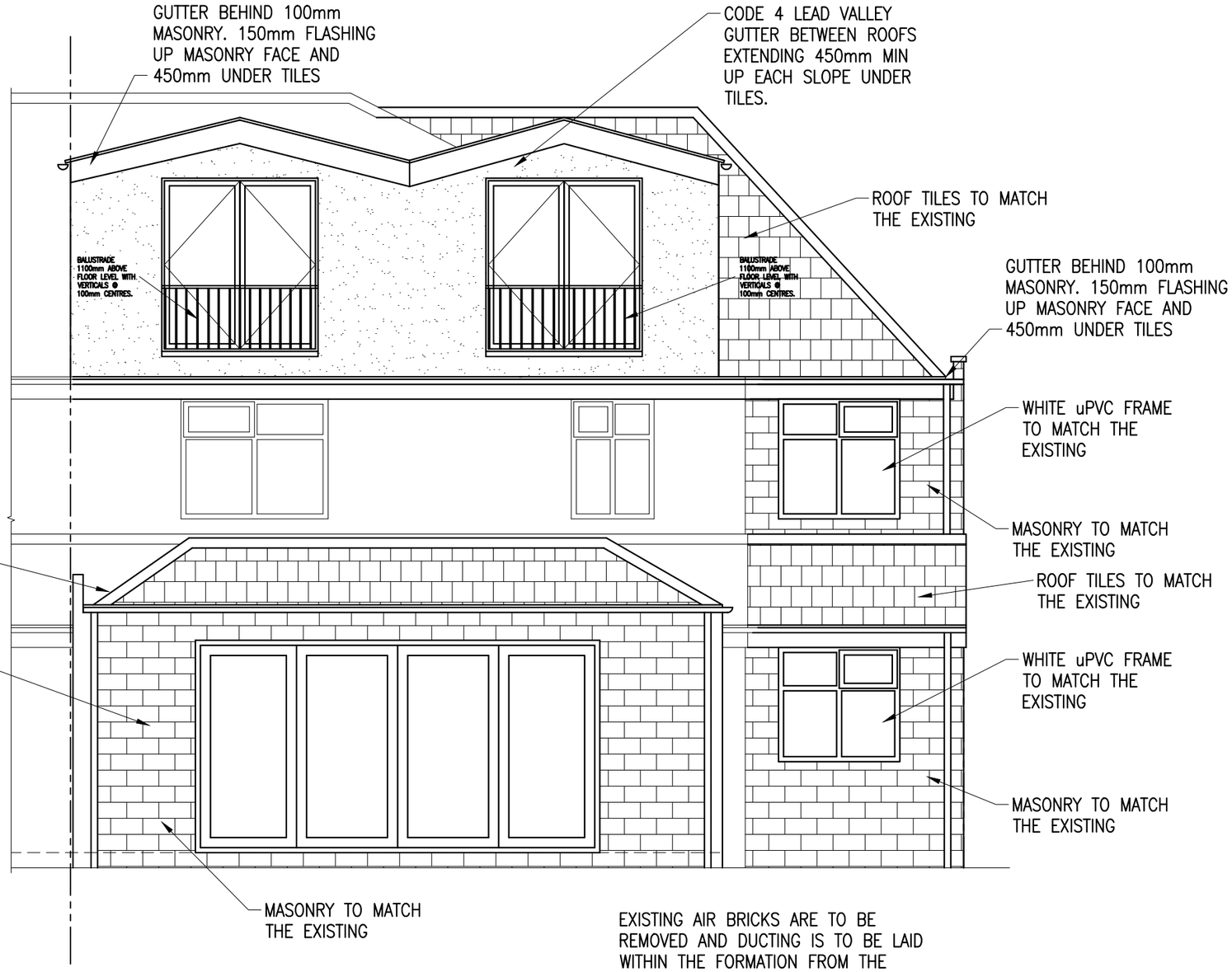

EXISTING AIR BRICKS ARE TO BE REMOVED AND DUCTING IS TO BE LAID WITHIN THE FORMATION FROM THE EXISTING OPENING TO AIR BRICKS LAID IN THE NEW MASONRY, OPPOSITE.

REAR ELEVATION

Rev	Date	By	Checked	Remarks

Project
45 DELACOURT ROAD FALLOWFIELD MANCHESTER

Client
M F HASAN

Drawing
PROPOSED REAR ELEVATION

Number	Rev
P 682 – 011	–

Scale	Drawn	Checked	Date
1:50	DG		OCT '15

STRUCTURAL DESIGN & DRAUGHTING

159. NEWMARKET RD.
ASHTON–UNDER–LYNE
LANCS
OL7 9JD

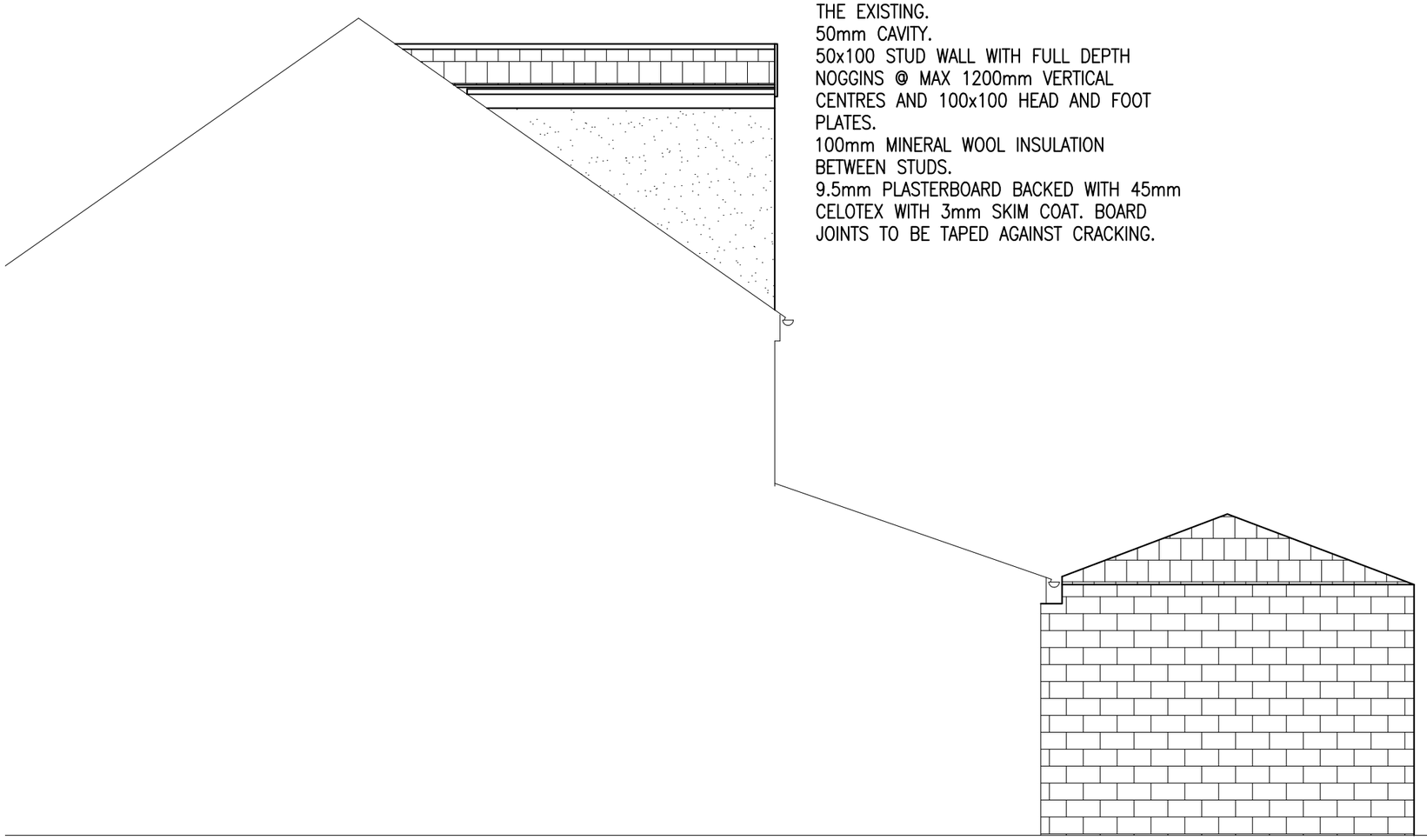

DORMER SIDE WALL
102.5mm MASONRY OUTER LEAF TO MATCH THE EXISTING.
50mm CAVITY.
50x100 STUD WALL WITH FULL DEPTH NOGGINS @ MAX 1200mm VERTICAL CENTRES AND 100x100 HEAD AND FOOT PLATES.
100mm MINERAL WOOL INSULATION BETWEEN STUDS.
9.5mm PLASTERBOARD BACKED WITH 45mm CELOTEX WITH 3mm SKIM COAT. BOARD JOINTS TO BE TAPED AGAINST CRACKING.

ORANGERY
102.5 MASONRY OUTER LEAF
100mm CAVITY WITH 50mm CELOTEX FIXED TO THE INNER LEAF.
BLOCKWORK INNER LEAF
9.5mm PLASTERBOARD WITH 3mm SKIM COAT.
BOARD JOINTS TO BE TAPED AGAINST CRACKING.

PROPOSED SIDE ELEVATION

GENERAL NOTES

ALL WORKMANSHIP AND MATERIALS TO COMPLY WITH BUILDING REGULATIONS, BRITISH STANDARDS AND CODES OF PRACTICE. ALL MATERIALS TO BE STORED, MIXED AND FIXED IN ACCORDANCE WITH MANUFACTURERS INSTRUCTIONS AND RECOMMENDATIONS.

ALL PROVISIONS FOR TEMPORARY MEANS OF SUPPORT AND REGULATIONS FOR HEALTH AND SAFETY AT WORK TO BE APPLIED.

ALL WORKS TO BE CARRIED OUT TO THE COMPLETE SATISFACTION OF THE BUILDING CONTROL OFFICER.

ALL WORKS TO BE CARRIED OUT IN STRICT ACCORDANCE WITH HSE GUIDANCE AND CDM REGULATIONS

DO NOT SCALE. THE CONTRACTOR MUST VERIFY ALL DIMENSIONS PRIOR TO COMMENCING SHOP DRAWINGS OR WORKS ON SITE.

THIS DRAWING IS TO BE READ IN CONJUNCTION WITH ALL ARCHITECTURAL DRAWINGS AND SPECIFICATIONS.

ALL STEELWORK IS TO BE S275 GRADE STEEL. ALL STEEL IS TO BE PAINTED 1 COAT ZINC RICH PRIMER.

ALL CONCRETE TO BE C35 GRADE CONCRETE UNO
ALL REINFORCEMENT TO BE TYPE H GRADE 500N/mm²
MINIMUM COVER TO CONCRETE IN THE GROUND TO BE 35mm.

Rev	Date	By	Checked	Remarks

Project
45 DELACOURT ROAD
FALLOWFIELD
MANCHESTER

Client
M F HASAN

Drawing
PROPOSED SIDE ELEVATION

Number	Rev
P 682 – 012	–

Scale	Drawn	Checked	Date
1:50	DG		OCT '15

STRUCTURAL DESIGN & DRAUGHTING

159. NEWMARKET RD.
ASHTON–UNDER–LYNE
LANCS
OL7 9JD

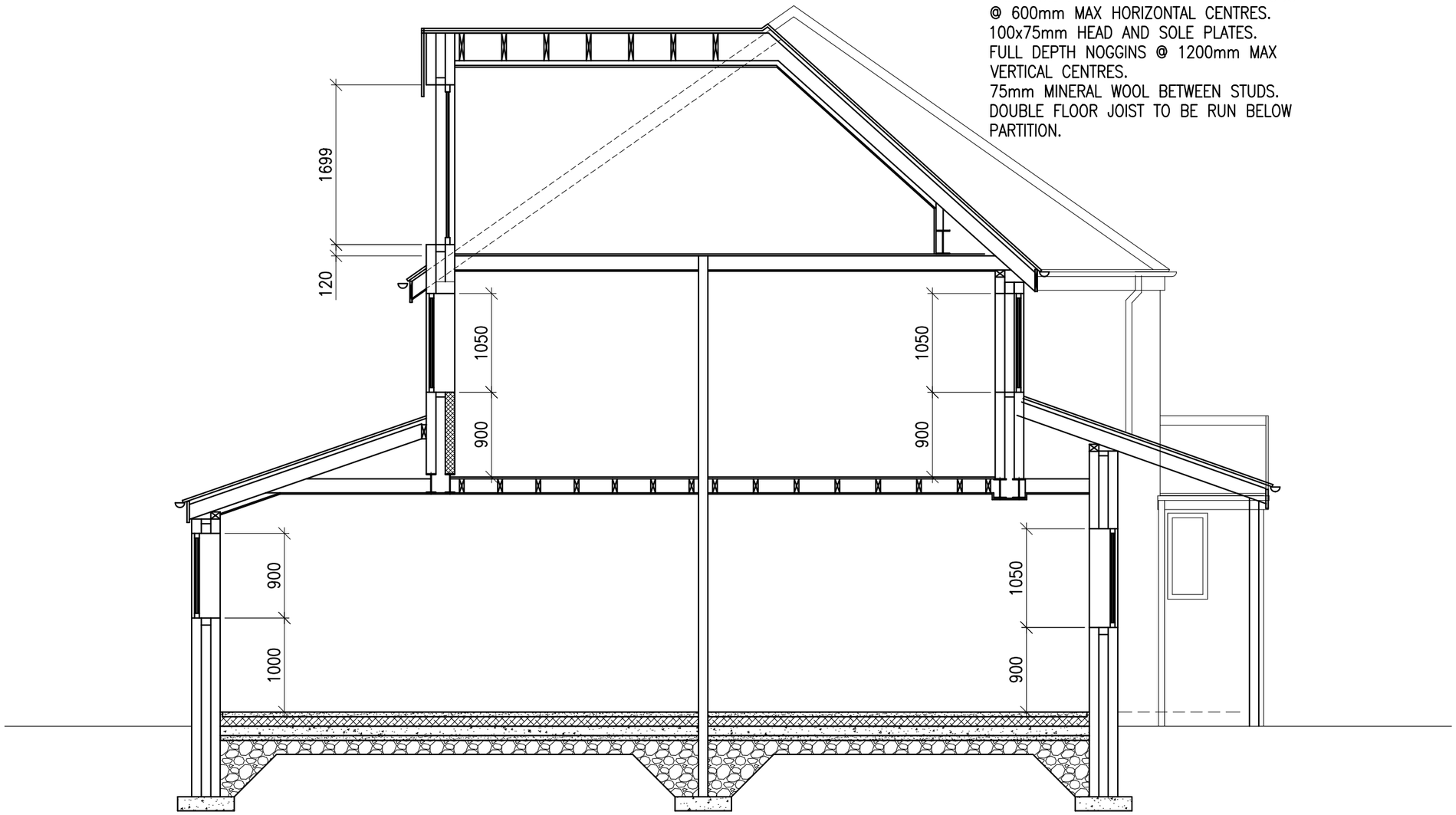

PROPOSED CROSS SECTION

GENERAL NOTES

ALL WORKMANSHIP AND MATERIALS TO COMPLY WITH BUILDING REGULATIONS, BRITISH STANDARDS AND CODES OF PRACTICE. ALL MATERIALS TO BE STORED, MIXED AND FIXED IN ACCORDANCE WITH MANUFACTURERS INSTRUCTIONS AND RECOMMENDATIONS.

ALL PROVISIONS FOR TEMPORARY MEANS OF SUPPORT AND REGULATIONS FOR HEALTH AND SAFETY AT WORK TO BE APPLIED.

ALL WORKS TO BE CARRIED OUT TO THE COMPLETE SATISFACTION OF THE BUILDING CONTROL OFFICER.

ALL WORKS TO BE CARRIED OUT IN STRICT ACCORDANCE WITH HSE GUIDANCE AND CDM REGULATIONS

DO NOT SCALE. THE CONTRACTOR MUST VERIFY ALL DIMENSIONS PRIOR TO COMMENCING SHOP DRAWINGS OR WORKS ON SITE.

THIS DRAWING IS TO BE READ IN CONJUNCTION WITH ALL ARCHITECTURAL DRAWINGS AND SPECIFICATIONS.

ALL STEELWORK IS TO BE S275 GRADE STEEL. ALL STEEL IS TO BE PAINTED 1 COAT ZINC RICH PRIMER.

ALL CONCRETE TO BE C35 GRADE CONCRETE UNO
ALL REINFORCEMENT TO BE TYPE H GRADE 500N/mm²
MINIMUM COVER TO CONCRETE IN THE GROUND TO BE 35mm.

Rev	Date	By	Checked	Remarks

Project
45 DELACOURT ROAD
FALLOWFIELD
MANCHESTER

Client
M F HASAN

Drawing
PROPOSED CROSS SECTION

Number	Rev
P 682 – 013	–

Scale	Drawn	Checked	Date
1:50	DG		OCT '15

STRUCTURAL DESIGN & DRAUGHTING

159. NEWMARKET RD.
ASHTON–UNDER–LYNE
LANCS
OL7 9JD



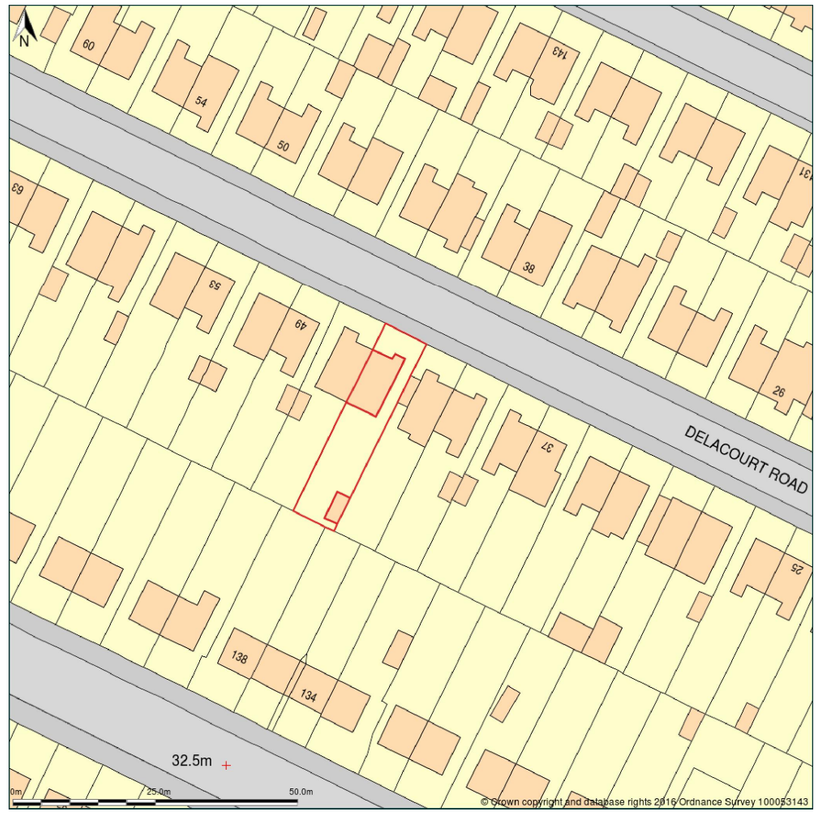

Rev	Date	By	Checked	Remarks

Project
45. DELACOURT ROAD
FALLOWFIELD
MANCHESTER

Client
M F HASAN

Drawing
PROPOSED SIDE EXTENSION
1:1250 LOCATION PLAN
1:500 BLOCK PLAN

Number	Rev
P 682 – 017	–

Scale	Drawn	Checked	Date
N/S	DG		OCT '15

STRUCTURAL DESIGN
& DRAUGHTING

159. NEWMARKET RD.
ASHTON-UNDER-LYNE
LANCS
OL7 9JD

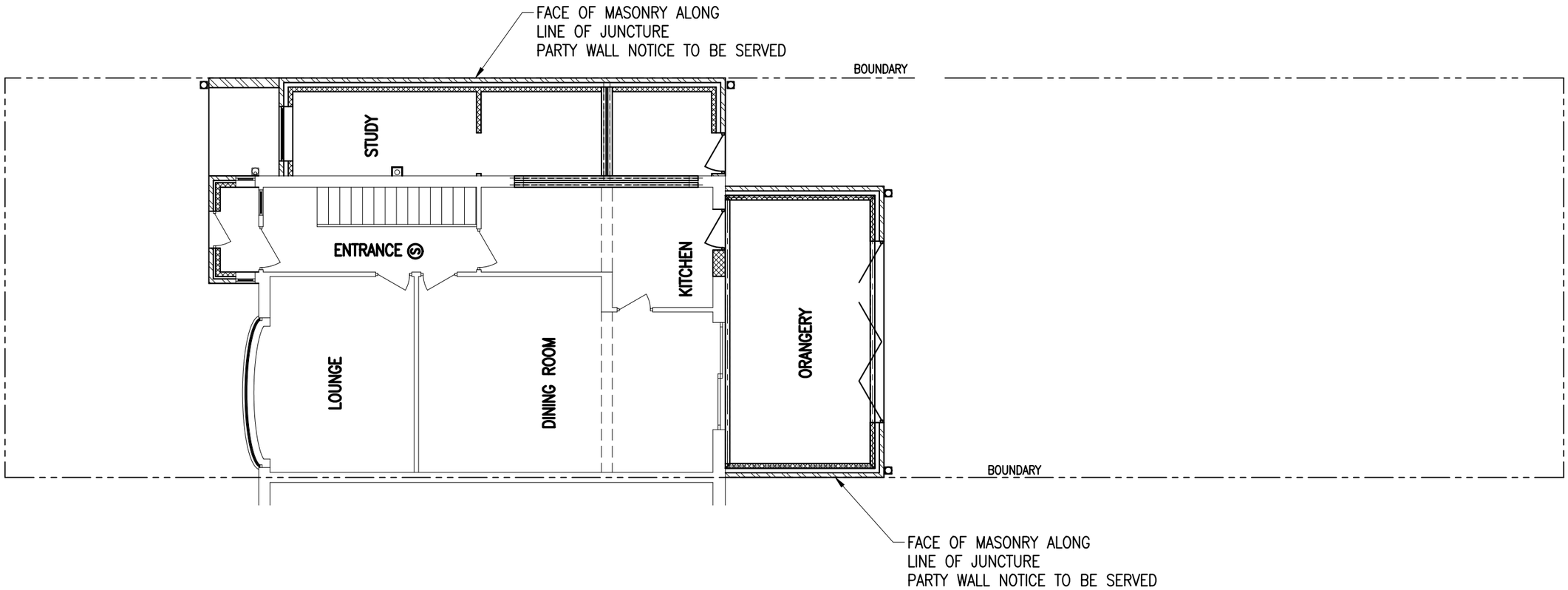

Rev	Date	By	Checked	Remarks

Project
45. DELACOURT ROAD
FALLOWFIELD
MANCHESTER

Client
M F HASAN

Drawing
PROPOSED SIDE EXTENSION
SITE SETTING OUT
PLAN

Number	Rev
P 682 – 018	–

Scale	Drawn	Checked	Date
1:100	DG		OCT '15

STRUCTURAL DESIGN
& DRAUGHTING

159. NEWMARKET RD.
ASHTON–UNDER–LYNE
LANCS
OL7 9JD