NOTE :

- These plans shall not be acted upon until they have been approved in accordance with clause 14 and 12(2)(b) of the building regulations. Should the owner or builder commence work without the above approval they do so at their own risk.
- All goods and materials unless otherwise specified shall be in accordance with the latest British Standard and Code of Practice.
- All dimensions given are to be checked on site by the contractor prior to commencement of work. Figured dimensions are to take preference over scaled dimensions.
- Proposed foundations to be checked and inspected by a local building inspector prior to any work commencing on site.

Note

This drawing is to be read in conjunction with all other Architectural drawings and all Structural Engineers drawings, details and calculations.

It is the Contractors responsibility to check all dimensions prior to fabrication or construction, any discrepancies to be reported to Cube Design.

© This drawing is copyright of Cube Design Solutions and may not be used copied or amended without written permission

PLANNING DRAWINGS

date	revision	by	no.



Front Elevation (South Facing)

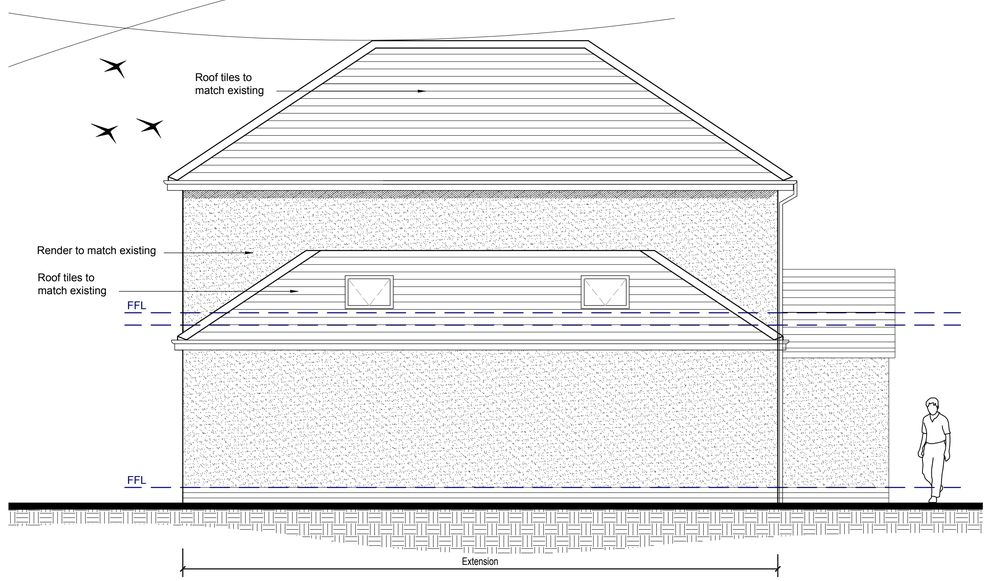

Side Elevation (West Facing)

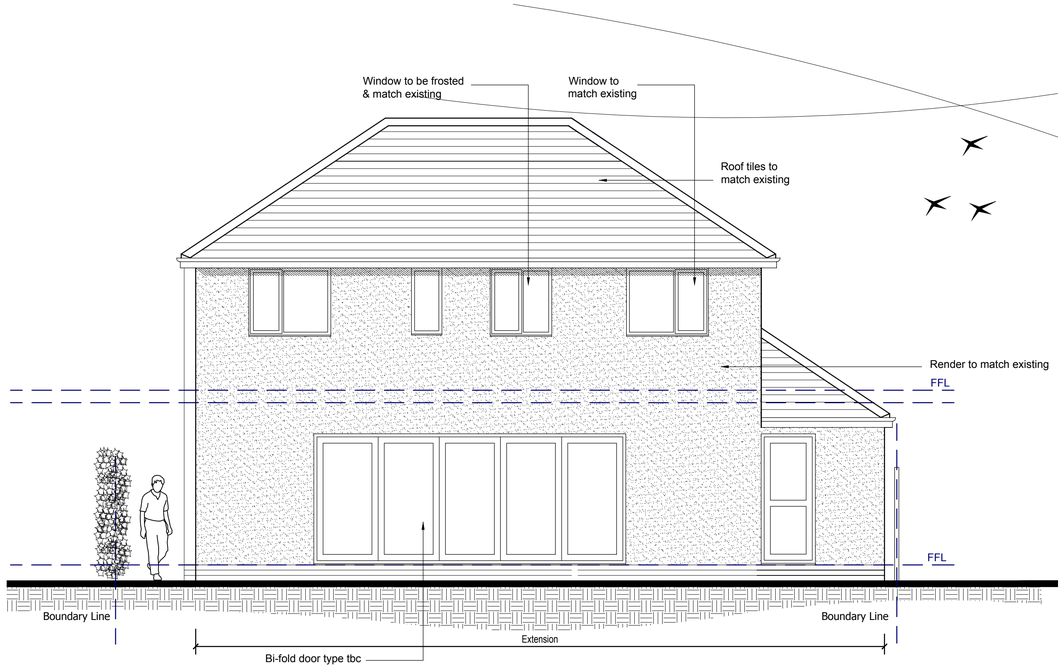

Rear Elevation (North Facing)

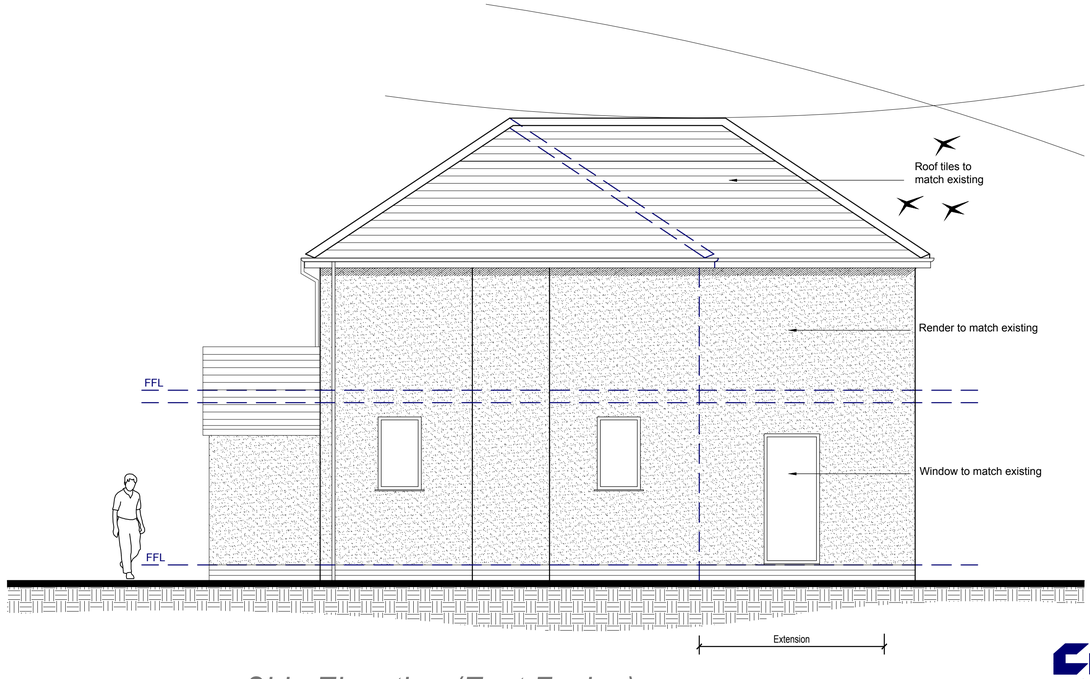

Side Elevation (East Facing)

cube Architectural Design
27 Prestwood Close | Urmston | M41 7GA
Tel : 0161 264 7178 | Fax : 0161 969 0562
Email - info@cubedesignsolutions.co.uk | www.cubedesignsolutions.co.uk
Twitter : @CUBEdesigns | Instagram : cubearchitectural_design

Proposed Elevations | Scale 1:50

202 Altrincham Road | Gatley

Client : Mr & Mrs Cullen
Drawing No : 415-04
Title: Proposed Elevations
Date : October 2016
Drawn by : PJR

partner LABC