The copyright in this document (including its electronic form) shall remain vested in the Designer but the Client shall have a licence to copy and use the document for the purpose for which it was provided. The Designer shall not be liable for the use by any person of this document for any purpose other than that for which the same was provided by the Designer. This document shall not be reproduced in whole or in part or relied upon by third parties for any use whatsoever without the express written authority of the Designer.

The designs relating to TMS equipment detailed on this drawing have been developed from information received from TMS but not endorsed by TfGM and as such is not warranted by MPT

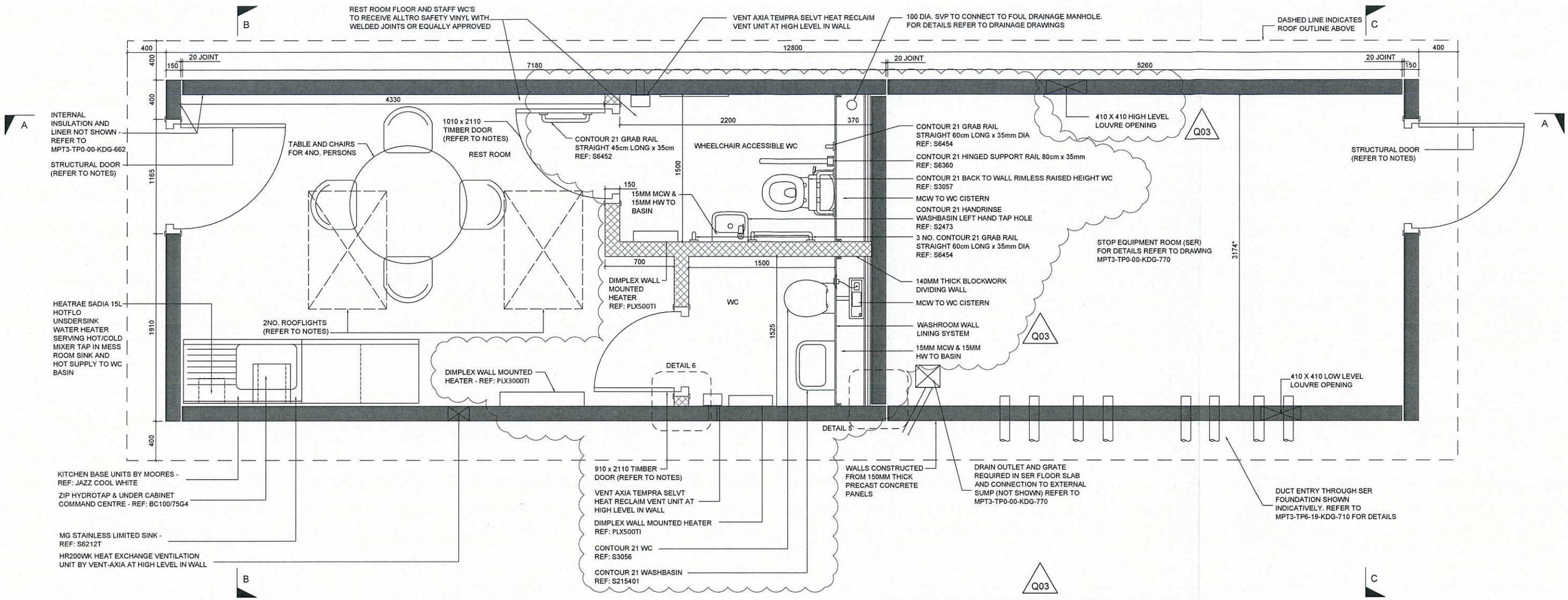

0 0.2 0.4 0.8 1.2 1.6 2.0m

SCALE 1:20 @ A1; 1:40 @ A3

GENERAL NOTES:

REST ROOM
- 2NO CIRCULAR FLUORESCENT LIGHT FITTINGS TO REST ROOM BY OTHERS. LIGHTING LEVEL 200 LUX LIGHTING CONTROLLED BY PIR.
- MECHANICAL EXTRACT BY OTHERS
- COLD WATER SUPPLY BY OTHERS, HOT WATER VIA INSTANT (RPI) ELECTRICAL WATER HEATER IN CUPBOARD BENEATH SINK.
- 2NO TS50 SURFACE MOUNTED SOCKETS, 1 AT HIGH LEVEL ADJACENT DRAINER AND 1 AT LOW LEVEL.
- SMOKE DETECTOR AND SOUNDER BY OTHERS.
- INCOMING WATER SUPPLY REQUIRED. DETAILS AND ROUTE TO BE DETERMINED ON A LOCATION-SPECIFIC BASIS BY WATER SUPPLIER.
- FOR FOUL DRAINAGE DETAILS REFER TO LOCATION-SPECIFIC DRAINAGE DRAWINGS

WC
- 1NO IP65 CIRCULAR FLOURESCENT LIGHT FITTING BY OTHERS CONTROLLED BY PIR- LIGHTING LEVEL 150 LUX.
- EXTRACT VENTILATION BY OTHERS.
- COLD SUPPLY + HOT FROM RPI ELECTRIC WATER POWER SUPPLY UNIT IN KITCHEN.
- POWER - FUSED CONNECTION UNITS FOR 2 NO HAND DRIERS + DISABLED ALARM SYSTEM.
- FIRE ALARM AND SOUNDER BEACON.

WC WALLS
- FRAMEDUCT SGL WASHROOM WALL LINING SYSTEM COLOUR GREY ON BLACK FRAMING REF: VENESTA PREPLUMBED PANELS AND PROPRIETARY FRAMES

WC EXTRACT
- WC EXTRACT UNIT TO PROVIDE 6 L/S AIR CHANGES MINIMUM IN ACCORDANCE WITH PART F OF CURRENT BUILDING REGS LINKED TO LIGHT ACTIVATION

EXTERNAL STRUCTURAL DOORS

OUTWARD OPENING STEEL DOOR AND FRAMES TO FIT. HIGH SECURITY TYPE DOOR WITH VANDAL RESISTANT HINGES, ANTI-JEMMY STRIPS, RUGGEDISED LOCKS WITH MULTI POINT LOCKING SYSTEM. DOOR LOCK AND KEYS TO BE SUPPLIED BY "KABA LOCKS" LTD. DOORS TO RECEIVE PAINTED FINISH TO RAL - 7044. DOOR TO HAVE LEVER HANDLE, KICK PLATES BOTH LEAVES AND OVERHEAD DOOR CLOSER, SMOKE SEALS ALL ROUND AND FLOOR MOUNTED DOOR STRIP AND THRESHOLD SEAL. SPY HOLE DOOR VIEWER TO DWR DOOR.

TIMBER DOOR (WHEELCHAIR ACCESSIBLE WC)

INTERNAL 1010X2110 HIGH SOLIDCORE TIMBER DOOR AND FRAME. PAINT FINISH. S/WOOD PAINTED ARCHITRAVES. LEVER HANDLES, OCCUPIED TURN LOCK, KICK PLATES, DOOR CLOSER. CONTOUR 21 GRAB RAIL STRAIGHT 45cm LONG x 35cm REF:S6452

TIMBER DOOR (WC)

INTERNAL 910X2110 HIGH SOLIDCORE TIMBER DOOR AND FRAME. PAINT FINISH. S/WOOD PAINTED ARCHITRAVES. LEVER HANDLES, OCCUPIED TURN LOCK, KICK PLATES, DOOR CLOSER.

ROOFLIGHT

2 NO. 1200 X 800 OVERALL ROOFLIGHT OVER WITH TOUGHENED GLASS, POSITIONED AS SHOWN ABOVE REST ROOM. ROOFLIGHT TO SUIT THE RIGIDAL ZIPLOCK THERMOHALTER SYSTEM

REFER TO MPT3-TP0-00-KDG-661 FOR SECTIONS A-A, B-B, C-C.

REFER TO MPT3-TP0-00-KDG-662 FOR DETAILS 1-6

FOR LAYOUT AND DETAILS OF SER REFER TO DRAWINGS MPT3-TP0-00-KDG-770 AND MPT3-TP0-00-IDP-200/201

SANITARY WARE NOTES:

KITCHEN (+SINK) UNIT
- BASE UNIT BY MOORES
- 1200 X 600 HIGH PERFORMANCE KITCHEN SINK UNIT
- 2NO. 600 X 600 HIGH PERFORMANCE BASE UNITS WITH DRAWER
- DOORS AND DRAWER FRONT REFERENCE 'JAZZ' PRIMA RANGE IN COLOUR WHITE AND HANDLES F28 180 DEG HINGES
- S6212600T LHD 3TH KITCHEN SINK UNIT BY MG STAINLESS SIT ON TOP STAINLESS STEEL 1.2MM THICK 1200 X 650 WITH 500 X 400 X 200 BOWL. LHS DRAINER AND THREE TAP HOLES
- 306007 & 306017 HOT & COLD HIGH NECK PILLAR TAPS WITH METAL HEAD BY PEGLER
- 150 X 150 X 9 WHITE GLAZED TILE KITCHEN SINK SPLASHBACK EXTENDING ALONG FULL LENGTH OF KITCHEN UNIT

WC

WC:
- S3056 CONTOUR 21 RIMLESS STANDARD HEIGHT BACK TO WALL WC PAN, STANDARD PROJECTION WITH FLOOR FIXING KIT
- S364367 CONCEALA 2 CISTERN & COVER, 4.5/3 LITRE, PNEUMATIC DUAL FLUSH VALVE FITTINGS, SIDE SUPPLY AND INTERNAL OVERFLOW
- S4504MY ARMITAGE SHANKS DUAL FLUSHING PLATE, STAINLESS STEEL
- S406501 CONTOUR 21 TOILET SEAT AND COVER

WASTE BIN & DISPENSERS:
- KIMBERLY-CLARK '6993 AQUARIUS BIN' WHITE
- KIMBERLY-CLARK '6946 AQUARIUS TOILET TISSUE DISPENSER' WHITE
- KIMBERLY-CLARK '6953 AQUARIUS ROLLED HAND TOWEL DISPENSER' WHITE

WASHBASIN:
- S215401 CONTOUR 21 50CM WASHBASIN WITHOUT TAPHOLES
- S7422AA CONTOUR 21 SINGLE LEVER WALL MIXER WITH FLOW STRAIGHTENER NOZZLE 150 PROJECTION
- S8750 11/4IN OUTLET ADAPTER
- S8910 11/4IN PLASTIC BOTTLE TRAP WITH 75 SEAL
- S9112 CONCEALED HANGERS, TOGGLE BOLTS & CLIPS

WHEELCHAIR ACCESSIBLE WC

LAYOUT OF WC TO BE IN ACCORDANCE WITH BUILDING REGULATIONS 2010 APPROVED DOCUMENT M SECTION 5.10

WC:
- S3057 CONTOUR 21 RIMLESS RAISED HEIGHT BACK TO WALL WC PAN WITH HORIZONTAL OUTLET
- S3900 GROUP LOW LEVEL CISTERN 6 LITRE SINGLE FLUSH SYPHON SIDE SUPPLY AND INTERNAL OVERFLOW, CP LEVER
- S4066 CONTOUR 21 TOILET SEAT NO COVER
- S6466 CONTOUR 21 BACK SUPPORT RAIL FOR 75cm PROJECTION WC
- S6884 CUSHION FOR BACK SUPPORT WITH CLIPS

WASTE BIN & DISPENSERS:
- KIMBERLY-CLARK '6993 AQUARIUS BIN' WHITE
- KIMBERLY-CLARK '6946 AQUARIUS TOILET TISSUE DISPENSER' WHITE
- KIMBERLY-CLARK '6953 AQUARIUS ROLLED HAND TOWEL DISPENSER' WHITE

WASHBASIN:
- S2473 CONTOUR 21 37cm HANDRINSE WASHBASIN LEFT HAND TAPHOLE NO OVERFLOW OR CHAINSTAYHOLE, BOTTOM OUTLET
- A4169 CONTOUR 21 WASHBASIN MIXER THERMOSTATIC 1 HOLE, SINGLE SEQUENTIAL LONG LEVER, COPPER TAILS
- S8910 TRAP 1¼IN PLASTIC BOTTLE TRAP WITH 75 SEAL
- S9110 CONCEALED HANGERS, STEEL
- S8810 WASTE 1¼IN PLASTIC STRAINER, DISHED PATTERN 80mm UNSLOTTED TAIL

ACCESSORIES:
- 4NO. S6454 CONTOUR 21 GRAB RAIL STRAIGHT 60cm LONG x 35mm DIAMETER
- S6452 CONTOUR 21 GRAB RAIL STRAIGHT 45cm LONG x 35mm DIAMETER
- S6360 CONTOUR 21 HINGED SUPPORT RAIL 80cm LONG x 35cm DIAMETER
- ALARM PULL CORD WITH 2NO. RED BANGLES AT 100mm AND 800mm ABOVE FLOOR LEVEL

DETAIL OF WATER HEATERS BENEATH SINK UNIT

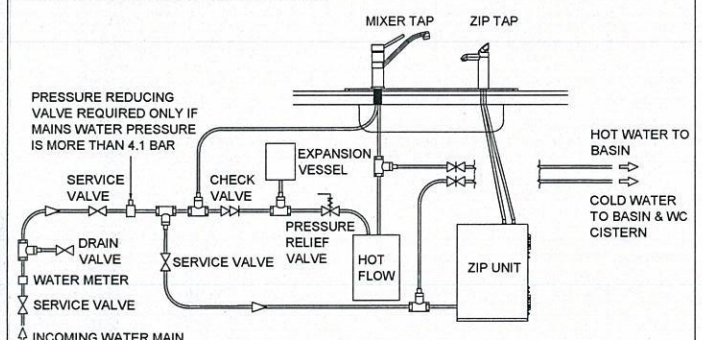

FOR CONSTRUCTION

LOCATION PLAN

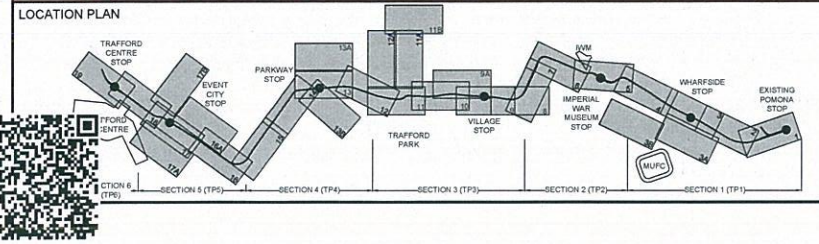

NOTES:
1. DO NOT SCALE FROM THIS DRAWING
2. ALL DIMENSIONS ARE IN MILLIMETRES UNLESS NOTED OTHERWISE.
3. READ IN CONJUNCTION WITH THE FOLLOWING DRAWINGS:
   MPT3-TP0-00-KDG-661 & 662 DRIVERS' REST & STOP EQUIPMENT ROOM SECTIONAL DETAILS
   MPT3-TP0-00-KDG-665 DRIVERS' REST & STOP EQUIPMENT ROOM ELECTRICAL LAYOUT
4. FOR FOUNDATION DETAILS REFER TO INDIVIDUAL STOPS DRAWINGS
5. DIMENSIONS MARKED WITH * REFER TO INTERNAL FACE OF PRECAST UNITS
6. PRECAST PANELS AND CONNECTION DETAILS TO BE DESIGNED BY FABRICATOR
7. FOR DETAILS OF SPECIFIC RESIDUAL HAZARDS REFER TO ROUTE-WIDE HERRF REF. MPT3-TP0-00-SRG-601

REV	DATE	DETAIL	MADE	CHK'D	APP'D
Q03	02/06/17	WHEELCHAIR ACCESSIBLE WC ADDED	RG	NB	ND
Q02	05/12/16	SER GULLEY POSITION AMENDED; DOOR VIEWER ADDED	CMB	NB	ND
Q01	19/10/16	FOR CONSTRUCTION	CGV	NB	ND

CLIENT: Transport for Greater Manchester

MPT Laing O'Rourke Volker Rail Thales

DESIGN:	RG
CAD:	RG
CHK'D:	NB
APP'D:	ND
SCALE:	1:20 @ A1
DATE:	APRIL 2016

MANCHESTER METROLINK
TRAFFORD PARK LINE

TITLE: DRIVERS' REST & STOP EQUIPMENT ROOM GENERAL ARRANGEMENT

DRG No' MPT3-TP0-00-KDG-660

REV: Q03

cm

A1

The copyright in this document (including its electronic form) shall remain vested in the Designer but the Client shall have a licence to copy and use the document for the purpose for which it was provided. The Designer shall not be liable for the use by any person of this document for any purpose other than that for which the same was provided by the Designer. This document shall not be reproduced in whole or in part or relied upon by third parties for any use whatsoever without the express written authority of the Designer.

The designs relating to TMS equipment detailed on this drawing have been developed from information received from TMS but not endorsed by TfGM and as such is not warranted by MPT

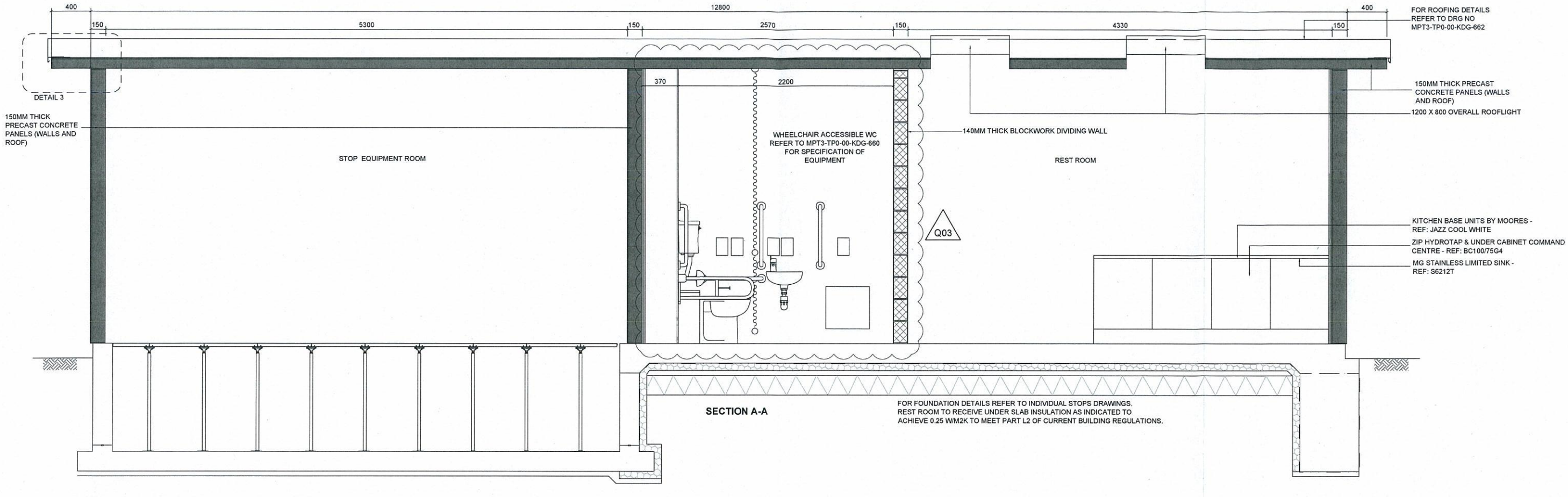

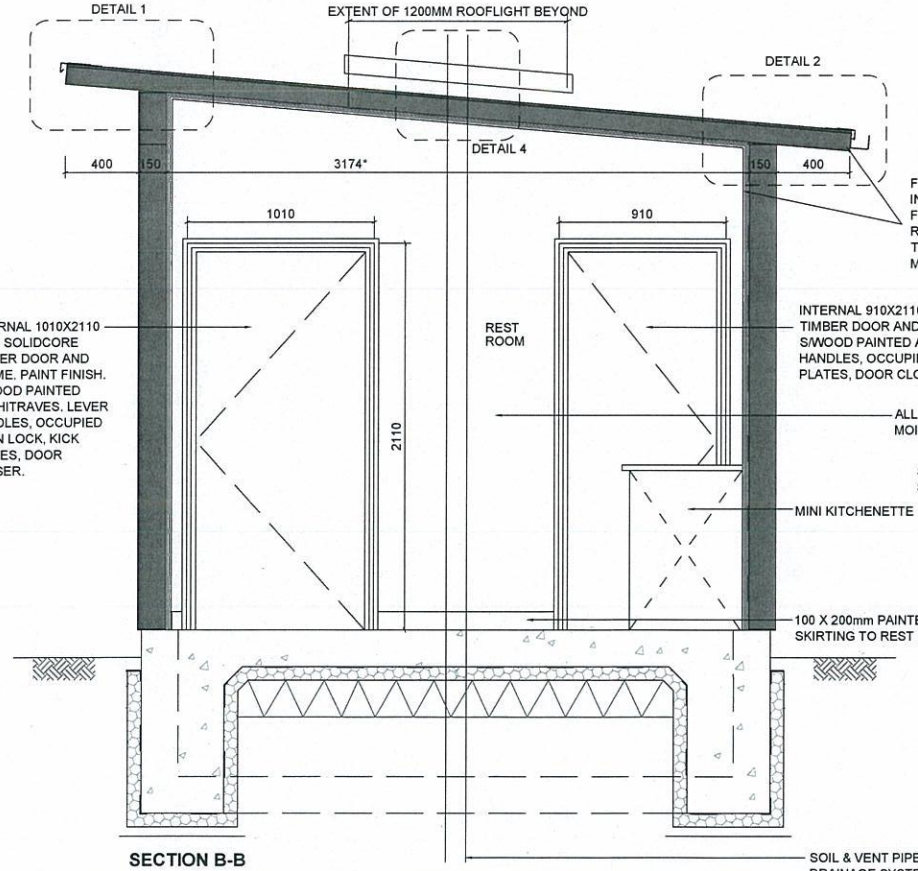

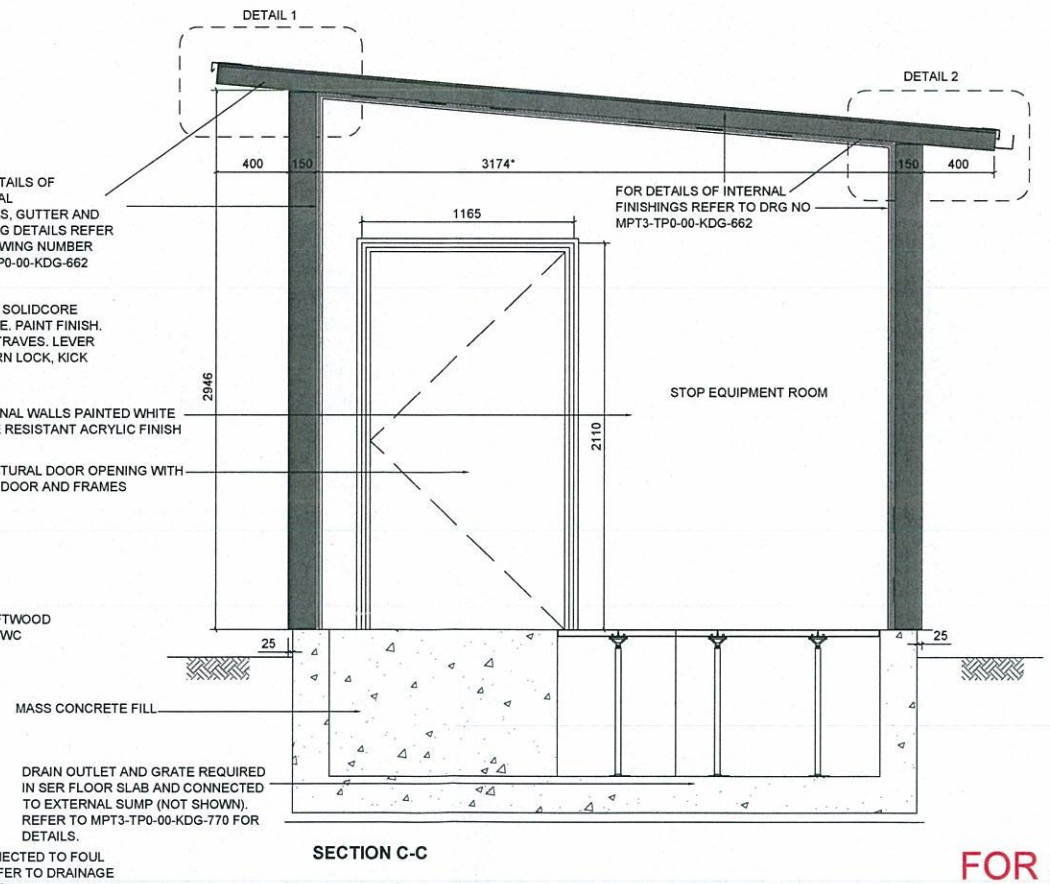

DENOTES PRECAST CONCRETE PANELS

DENOTES CAST INSITU CONCRETE ELEMENTS

Q03 ROOF LIGHTS

2 NO. 1200MM X 800MM ROOFLIGHT WITH TOUGHENED DOUBLE GLAZING. ROOFLIGHT TO BE INTEGRAL WITH RIGIDAL ZIPLOK ROOFING SYSTEM WITH OPENINGS CREATED VIA DECK SOAKERS OR WELDED COLLARS. DRAINAGE OF THE STANDING SEAM SHEETS SHOULD NOT BE BLOCKED. LEAVE AT LEAST 50MM AT EACH SIDE OF ROOF PENETRATION. AROUND ROOF THE SEAMS WILL REQUIRE TO BE CUT AND WELDED.

Q03 FOR DETAILS 1, 2, 3 & 4 REFER TO DRAWING MPT3-TP0-00-KDG-662

FOR CONSTRUCTION

0 0.2 0.4 0.8 1.2 1.6 2.0m

SCALE 1:20 @ A1; 1:40 @ A3

LOCATION PLAN

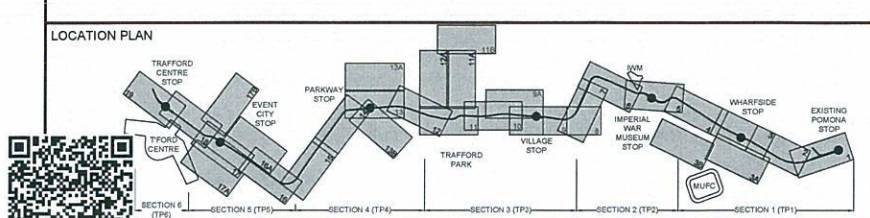

NOTES:
1. DO NOT SCALE FROM THIS DRAWING
2. ALL DIMENSIONS ARE IN MILLIMETRES UNLESS NOTED OTHERWISE.
3. READ IN CONJUNCTION WITH THE FOLLOWING DRAWINGS:
   - MPT3-TP0-00-KDG-660 DRIVERS' REST & STOP EQUIPMENT ROOM GENERAL ARRANGEMENT
   - MPT3-TP0-00-KDG-662 DRIVERS' REST & STOP EQUIPMENT ROOM SECTIONAL DETAILS SHEET 2 OF 2
   - MPT3-TP0-00-KDG-665 DRIVERS' REST & STOP EQUIPMENT ROOM ELECTRICAL LAYOUT
4. FOR FOUNDATION DETAILS REFER TO INDIVIDUAL STOPS DRAWINGS
5. DIMENSIONS MARKED WITH * REFER TO INTERNAL FACE OF PRECAST UNITS
6. PRECAST PANELS AND CONNECTION DETAILS TO BE DESIGNED BY FABRICATOR
7. FOR DETAILS OF SPECIFIC RESIDUAL HAZARDS REFER TO ROUTE-WIDE HERRF REF. MPT3-TP0-00-SRG-601

REV	DATE	DETAIL	MADE	CHK'D	APP'D
Q03	02/06/17	WHEELCHAIR ACCESSIBLE WC ADDED	RG	NB	ND
Q02	05/12/16	ROOF FALL DIRECTION UPDATED TO SUIT CURRENT DESIGN	CMB	NB	ND
Q01	19/10/16	FOR CONSTRUCTION	CGV	NB	ND

CLIENT: Transport for Greater Manchester

MPT Laing O'Rourke Volker Rail | Thales

DESIGN:	RG
CAD:	RG
CHK'D:	NB
APP'D:	ND
SCALE:	1:20 @ A1
DATE:	APRIL 2016

MANCHESTER METROLINK
TRAFFORD PARK LINE

TITLE: DRIVERS' REST & STOP EQUIPMENT ROOM SECTIONAL DETAILS SHEET 1 OF 2

DRG No' MPT3-TP0-00-KDG-661

REV: Q03

cm A1

The copyright in this document (including its electronic form) shall remain vested in the Designer but the Client shall have a licence to copy and use the document for the purpose for which it was provided. The Designer shall not be liable for the use by any person of this document for any purpose other than that for which the same was provided by the Designer. This document shall not be reproduced in whole or in part or relied upon by third parties for any use whatsoever without the express written authority of the Designer.

The designs relating to TMS equipment detailed on this drawing have been developed from information received from TMS but not endorsed by TfGM and as such is not warranted by MPT

DETAIL 1

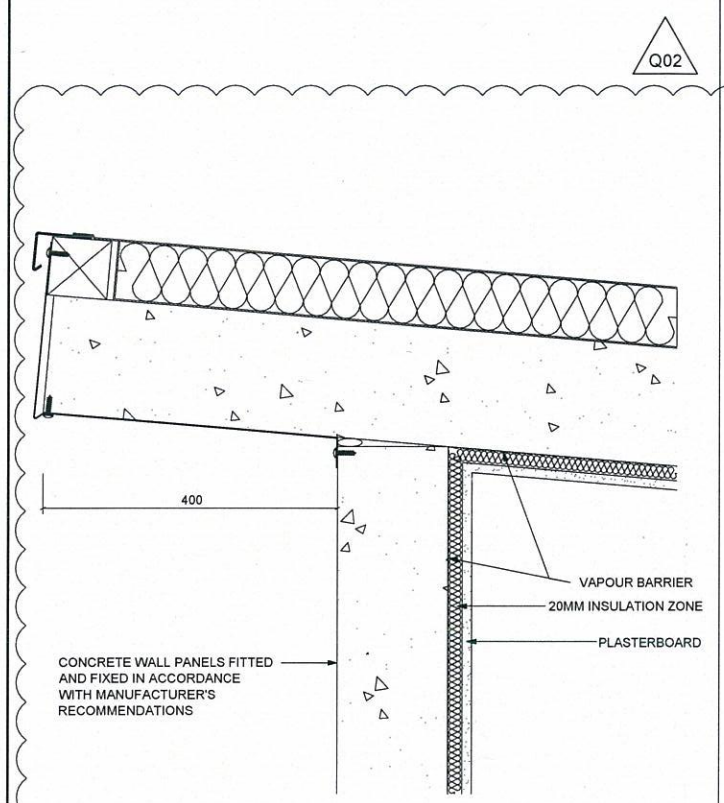

DETAIL 2

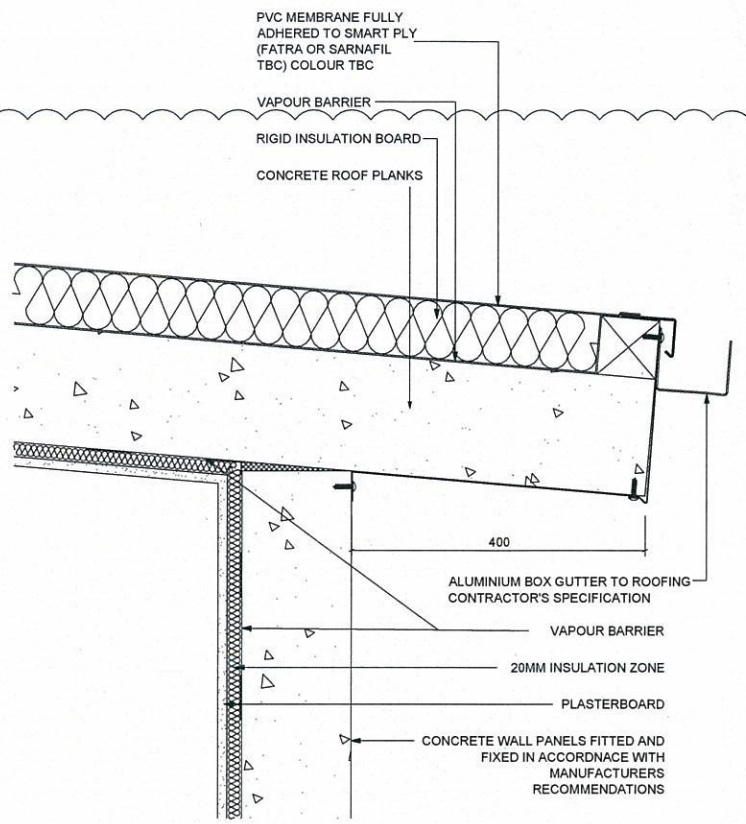

DETAIL 3 (VERGE)

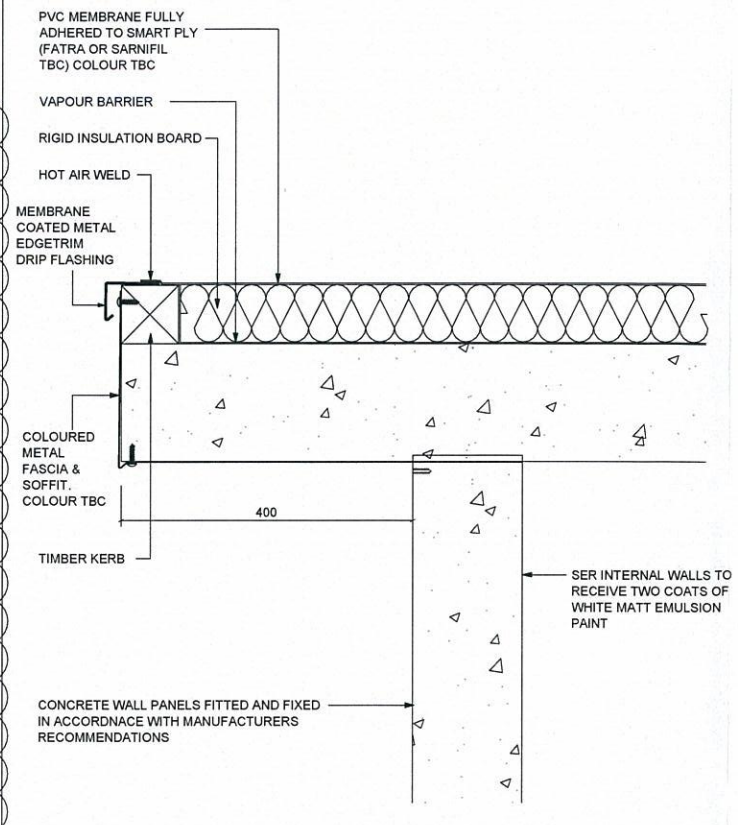

DETAIL 4 (PIPE PENETRATION)

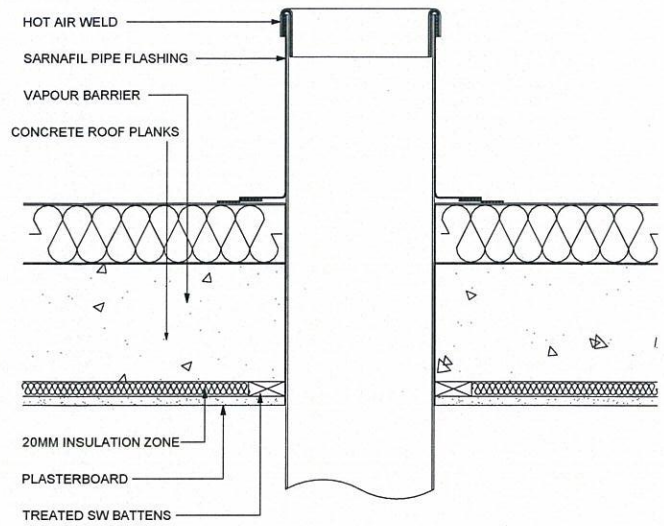

DETAIL 5

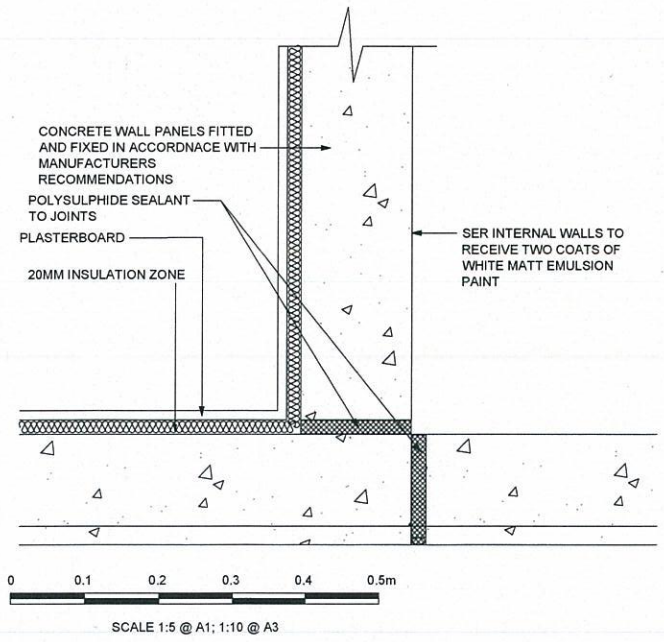

SCALE 1:5 @ A1; 1:10 @ A3

DETAIL 6

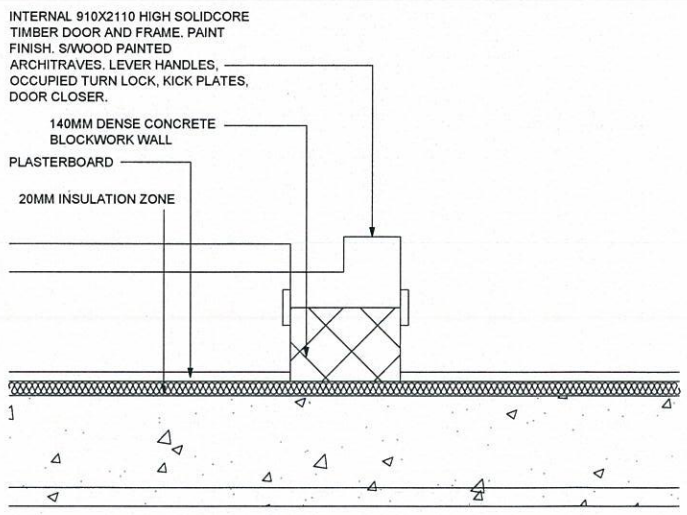

ROOF
SIKA SARNAFIL SINGLE MEMBRANE ROOF COVERING, REF G410, 1.2MM THICKNESS, COLOUR LEAD GREY ADHERED DIRECTLY TO 12MM EXTERNAL QUAILITY PLYBOARD FIXED TO RIGID INSULATION BOARD OVER CONCRETE ROOF PLANKS.

CEILING SER
BISON CONCRETE ROOF PLANKS TO RECEIVE TWO COATS OF WHITE MATT EMULSION PAINT

CEILING REST ROOM/WC
VAPOUR BARRIER TO UNDERSIDE OF BISON CONCRETE ROOF PLANKS WITH 20MM CELOTEX LTD INSULATION BOARD OVER, REF. TB 3000 WITH
25X50MM TREATED SW BATTENS AT 600MM CENTRES FIXED DIRECTLY TO UNDERSIDE OF ROOF PLANKS TO RECEIVE 12.5MM MOISTURE RESISTANT PLASTERBOARD AND SKIM WITH A PAINT FINISH.

WALLS SER
150MMM THICK PRECAST CONCRETE PANELS, LIGHT GREY GRIT BLASTED FINISH, TO RECEIVE TWO COATS OF WHITE MATT EMULSION PAINT

WALLS REST ROOM AND WC
150MMM THICK PRECAST CONCRETE PANELS, LIGHT GREY GRIT BLASTED FINISH, WITH VAPOUR BARRIER AND 20MM CELOTEX LTD INSULATION
BOARD OVER, REF. TB3000 WITH 25X50MM TREATED SW BATTENS AT 600MM CENTRES FIXED DIRECTLY TO UNDERSIDE OF CONCRETE
ROOF PLANKS TO RECEIVE MOISTURE RESISTANT PLATERSBOARD AND SKIM WITH A PAINT FINISH.

FOR CONSTRUCTION

LOCATION PLAN

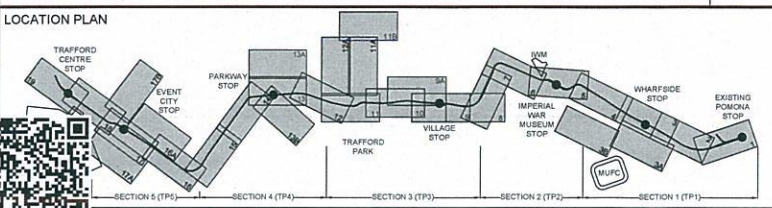

Note:
1. DO NOT SCALE FROM THIS DRAWING
2. ALL DIMENSIONS ARE IN MILLIMETRES UNLESS NOTED OTHERWISE.
3. ALL LEVELS ARE IN METRES ABOVE ORDNANCE DATUM.
4. READ IN CONJUNCTION WITH THE FOLLOWING DRAWINGS:
   - MPT3-TP0-00-KDG-660 DRIVER'S REST & STOP EQUIPMENT ROOM GENERAL ARRANGEMENT
   - MPT3-TP0-00-KDG-661 & 662 DRIVER'S REST & STOP EQUIPMENT ROOM SECTIONAL DETAILS
   - MPT3-TP0-00-KDG-665 DRIVER'S REST & STOP EQUIPMENT ROOM ELECTRICAL LAYOUT
5. FOR FOUNDATION DETAILS REFER TO INDIVIDUAL STOPS DRAWINGS
6. DIMENSIONS MARKED WITH * REFER TO INTERNAL FACE OF PRECAST UNITS
7. PRECAST PANELS AND CONNECTION DETAILS TO BE DESIGNED BY FABRICATOR
8. FOR DETAILS OF SPECIFIC RESIDUAL HAZARDS REFER TO ROUTE-WIDE HERRF REF. MPT3-TP0-00-SRG-601

REV	DATE	DETAIL	MADE	CHK'D	APP'D
Q02	05/12/16	ROOF FALL DIRECTION UPDATED TO SUIT CURRENT DESIGN	CMB	NB	ND
Q01	19/10/16	FOR CONSTRUCTION	RG	NB	ND

CLIENT: Transport for Greater Manchester

MPT Laing O'Rourke Balfour Beatty Vinci Thales

DESIGN:	RG
CAD:	RG
CHK'D:	NB
APP'D:	ND
SCALE:	1:5 @ A1
DATE:	APRIL 2016

MANCHESTER METROLINK
TRAFFORD PARK LINE

TITLE: DRIVERS REST & STOP EQUIPMENT ROOM SECTIONAL DETAILS SHEET 2 OF 2

DRG No' MPT3-TP0-00-KDG-662

REV: Q02

cm | A1

The copyright in this document (including its electronic form) shall remain vested in the Designer but the Client shall have a licence to copy and use the document for the purpose for which it was provided. The Designer shall not be liable for the use by any person of this document for any purpose other than that for which the same was provided by the Designer. This document shall not be reproduced in whole or in part or relied upon by third parties for any use whatsoever without the express written authority of the Designer.

The designs relating to TMS equipment detailed on this drawing have been developed from information received from TMS but not endorsed by TfGM and as such is not warranted by MPT

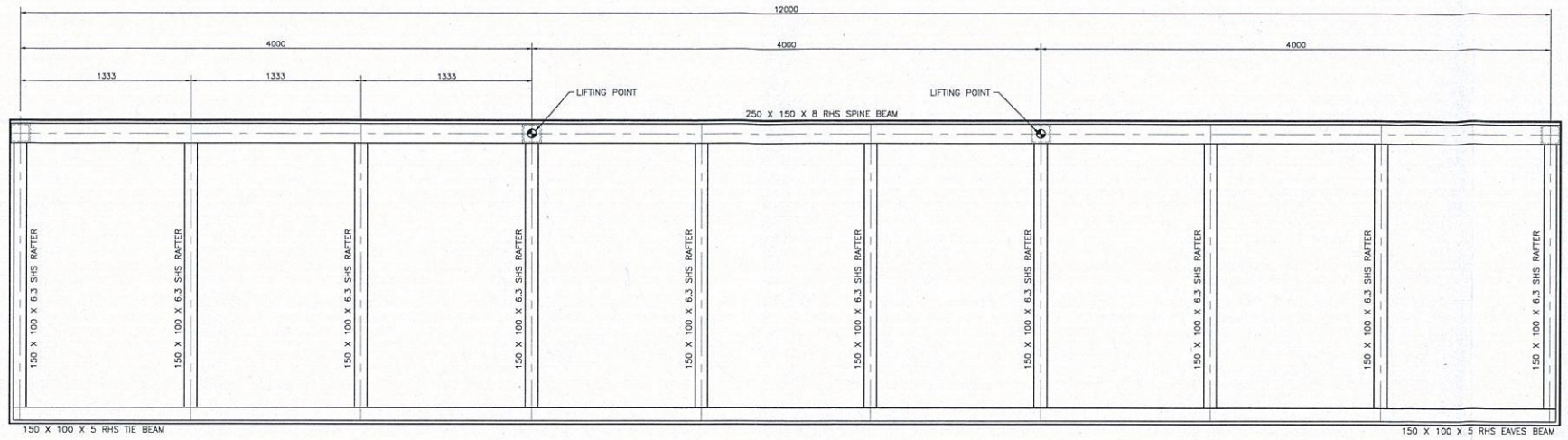

ROOF PLAN

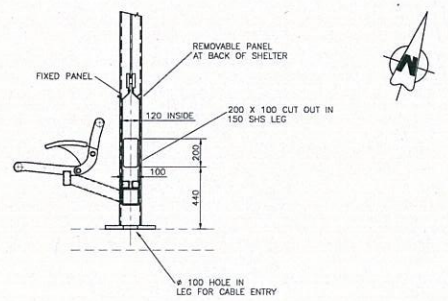

SECTION B-B

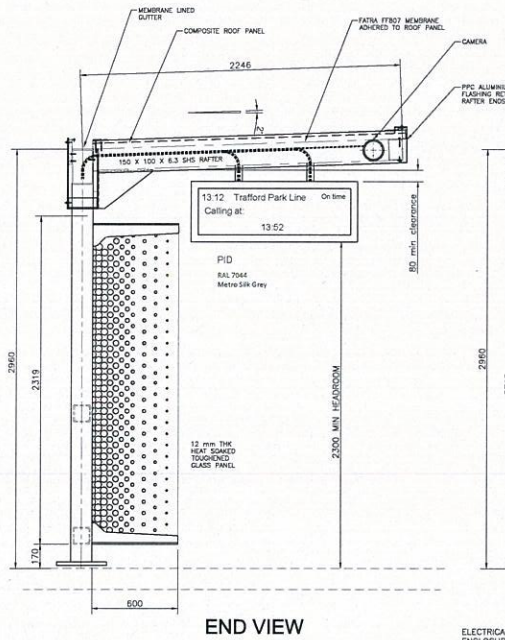

END VIEW

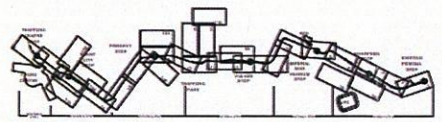

KEY PLAN

ELEVATION ON SHELTER (12 m)

(ALL WELDED CONSTRUCTION)

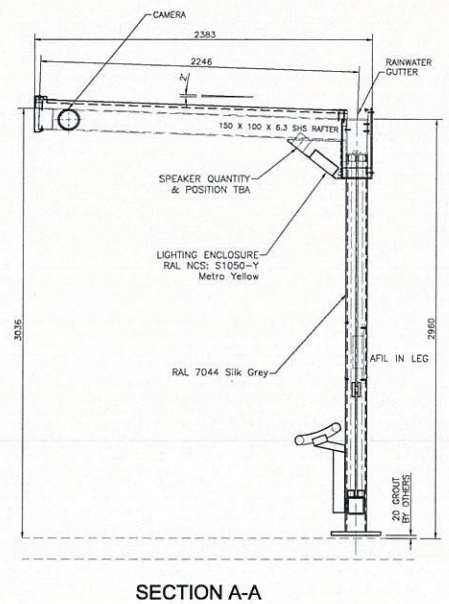

SECTION A-A

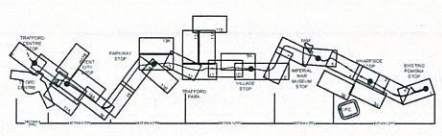

KEY PLAN

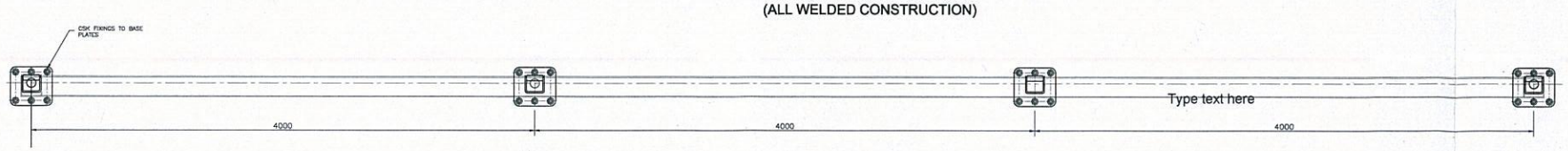

PLAN ON BASES

0 5 10 20 30 40 50m

SCALE 1:500 @ A1; 1:1000 @ A3

DD ISSUE

LOCATION PLAN

KEY

REV	DATE	DETAIL	MADE	CHK'D	APP'D
D01	26-05-17	Issued for comments	RET	JS	

CLIENT: Transport for Greater Manchester

MPT Laing O'Rourke Volker Rail | Thales

DESIGN:	
CAD:	RET
CHK'D:	JS
APP'D:	
SCALE:	1:25
DATE:	25-05-17

MANCHESTER METROLINK
TRAFFORD PARK LINE

TITLE: LAYOUT OF 12 m SHELTER

DRG No: MPT3-TPO-00-KDP-900

REV: D01

DRG Path: R:\A.A. Job Files\SEL1264 - Trafford Park Line Canopy Design\Drawings\skewton drawings\MPT3-TPO\03-KDP-900.dwg User: bobt Plot time: 26-05-17 @ 11:43am