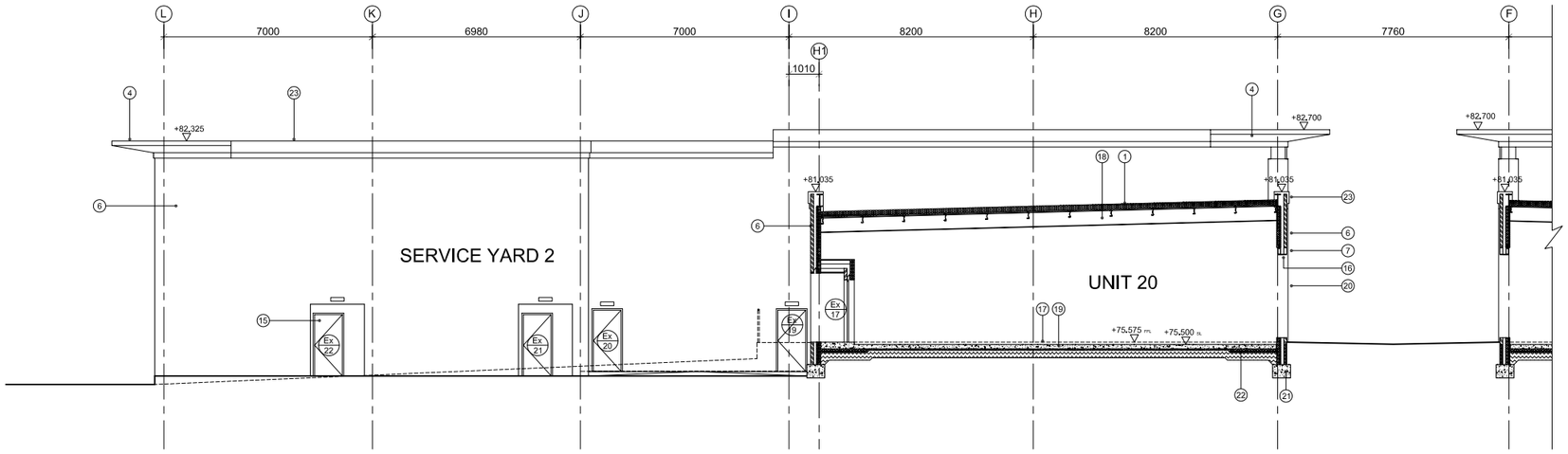

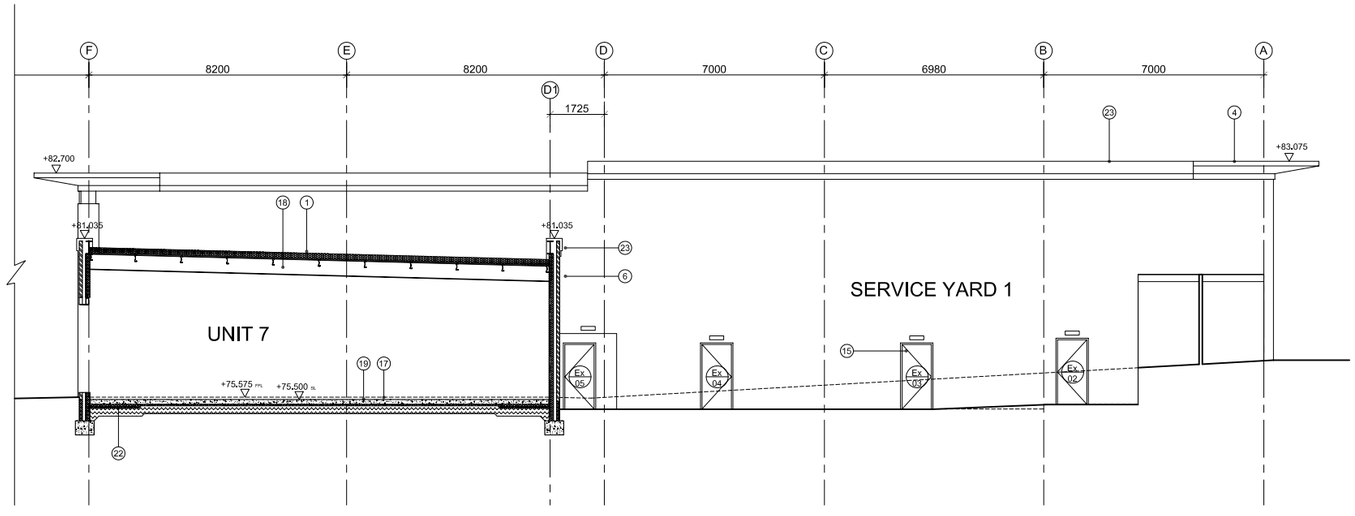

NOTE:
EXTERNAL FINISHES ARE SUBJECT TO APPROVAL BY MANCHESTER CITY COUNCIL PLANNING DEPARTMENT

KEY:
1. SINGLE PLY MEMBRANE ROOFING SYSTEM TO SPECIALIST SUBCONTRACTOR DESIGN J42/110
2. CURTAIN WALLING SYSTEM WITH OPENING LIGHTS TRANSLUCENT GLAZING TO SPECIALIST SUBCONTRACTOR DESIGN H11/110
3. CURTAIN WALLING SYSTEM WITH OPAQUE INFILL PANELS TO SPECIALIST SUBCONTRACTOR DESIGN H11
4. PPC PROJECTING PRESSED METAL CANOPY Z11
5. GLASS & STEEL SHOPFRONT CANOPY (FACTORY APPLIED PAINT FINISH TO STEEL) REFER TO A(9-) DRAWINGS FOR DETAILS
6. GENERAL FACING BRICK F10/110
7. CONTRASTING FACING BRICK SOLDIER COURSE F10/111
8. PRE-CAST ARTIFICIAL STONE BLOCKS F22
9. PPC PRESSED METAL COLUMN CAP DETAIL Z11
10. SQUARE SECTION PPC METAL RAINWATER PIPE (SIZE TBC BY SPECIALIST ROOF SUBCONTRACTOR) R10
11. DPM J40/297
12. FLEXIBLE INTUMESCENT FILLER TO HEAD OF PARTITION AND PROFILED METAL TRAY
13. 140mm BLOCKWORK F10/251
14. 50MM CAVITY INSULATION FIXED TO INNER LEAF F30/155
15. REFER TO DOOR SCHEDULE FOR DOOR DETAILS
16. LINTEL TO STRUCTURAL ENGINEERS DETAILS
17. FLOOR FINISH / SCREED BY TENANT
18. STEEL TO SPECIALIST SUBCONTRACTORS DESIGN - REFER TO STRUCTURAL ENGINEERS DRAWINGS FOR INDICATIVE DETAILS
19. CONCRETE FLOOR SLAB TO STRUCTURAL ENGINEERS DETAILS (ALLOW FOR MATWELL RECESS - POSITION TBA WITH CA)
20. SHOPFRONTS BY TENANT - CONTRACTOR TO ALLOW FOR TEMPOARY HOARDINGS SEALED TO FACILITATE ACCURATE PRESSURE TESTING
21. FOUNDATIONS INDICATIVE ONLY REFER TO STRUCTURAL ENGINEERS DRAWINGS FOR DETAILS
22. 1500MM SLAB INSULATION TO PERIMETER OF FLOOR PLAN
23. PPC PRESSED METAL COPING PROFILE

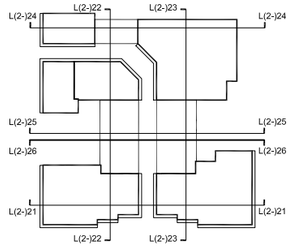

CONSTRUCTION (DESIGN AND MANAGEMENT) REGULATIONS 1994
The designs on this drawing are prepared with the consideration of the need to identify hazards and give regard to the hierarchy of risk control.

This drawing is to be read in conjunction with CDA's Standard Hazard and risk assessment of architectural matters drawings numbered (CDM)01 and (CDM)02
Works to be carried out in accordance with the Construction Phase Health & Safety plan prepared by the Principal Contractor

DO NOT SCALE DRAWING DO NOT INTERROGATE CAD BASE DRAWING
© COMPREHENSIVE DESIGN ARCHITECTS - ALL RIGHTS RESERVED

job no	dwg no	revision
M427	L(2-)26	B

Rev No	Date	Description	dwn	chkd
B	20.04.07	REVISED TENDER ISSUE	AT	DM
A	30.03.07	REVISED TENDER SCHEME - CO-ORDINATION ISSUE	AT	DM
Ø	03.10.06	TENDER ISSUE	CS	AT

COMPREHENSIVE DESIGN ARCHITECTS
86 KING STREET MANCHESTER M2 4WQ
T 0161 834 9109 F 0161 839 8923 E arch@cda-man.co.uk

client
Cheetham Village Investments LP

project
Cheetham Hill Shopping Centre Redevelopment, Manchester

drawing
Section F-F

date	scale	drawn	checked
10.10.06	1:100@A1	CS	AT

status
TENDER

job no	dwg no	revision
M427	L(2-)26	B