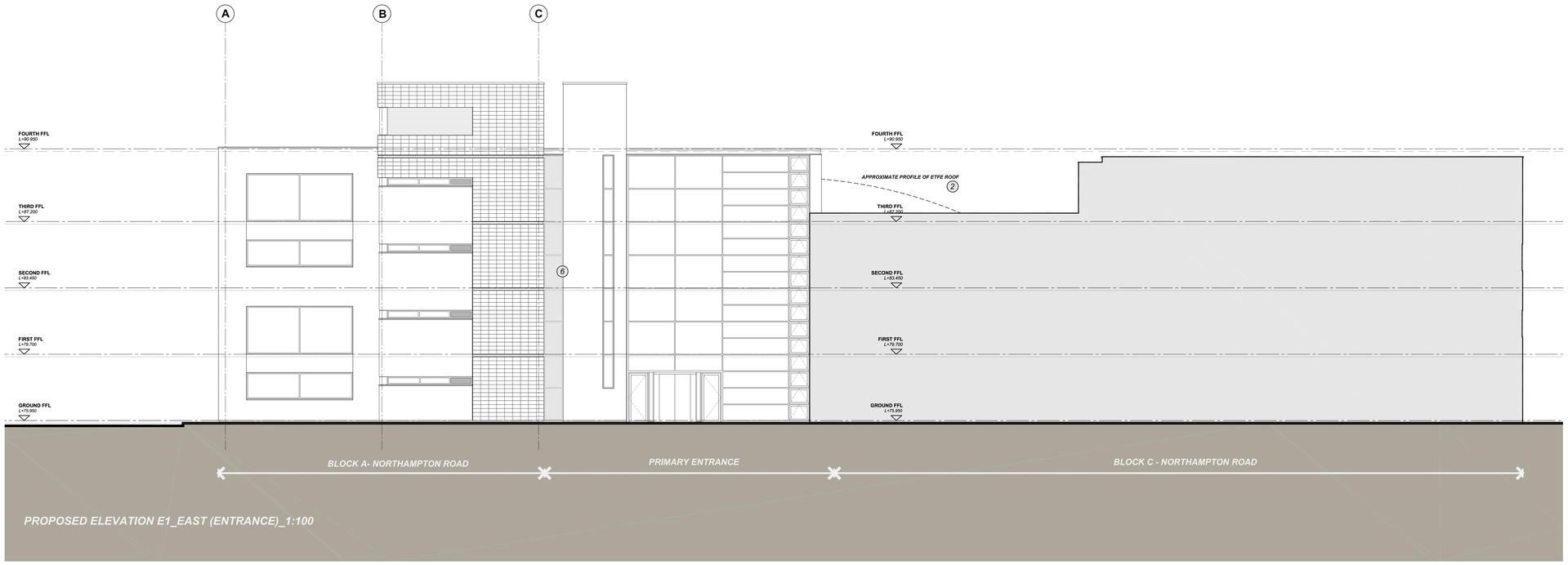

PROPOSED ELEVATION E1_EAST (ENTRANCE)_1:100

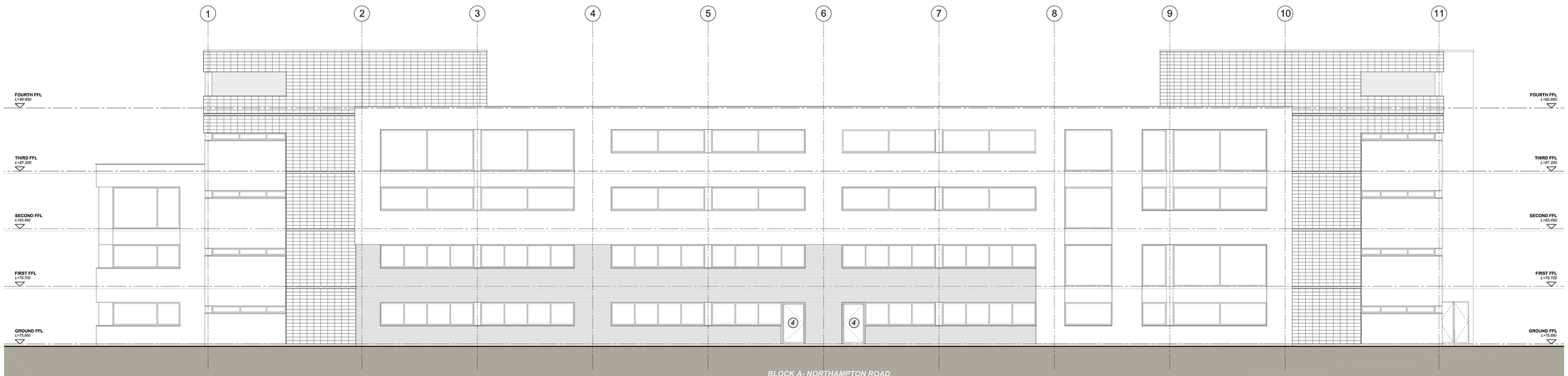

PROPOSED ELEVATION E2_SOUTH_ 1:100

The contractor is responsible for checking dimensions, tolerances and references. Any discrepancy to be verified with the Architect before proceeding with the works. Where an item is covered by drawings to different scales the larger scale drawing is to be worked to.

Do not scale drawing. Figured dimensions to be worked to in all cases.

CDM REGULATIONS 2015. All current drawings and specifications for the project must be read in conjunction with the Designer's Hazard and Environment Assessment Record

All intellectual property rights reserved.

General Note

THIS DRAWING HAS BEEN COMPILED USING THE ORIGINAL ARCHITECT'S (AEDAS) AS BUILT DRAWINGS.

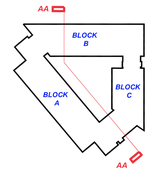

SECTION LOCATION PLAN

MATERIALS KEY:

01	POLYESTER POWDER COATED ALUMINIUM LOUVRE- GREY TO MATCH EXISTING LOUVRES
02	ETFE ROOF STRUCTURE
03	SINGLE PLY ROOF MEMBRANE-MECHANICALLY FASTENED IN DARK GREY
04	POLYESTER POWDER COATED ALUMINIUM DOOR FRAMES: COLOUR TO MATCH EXISTING WINDOW FRAMES
05	PERFORATED METAL SCREEN
06	OPAQUE FILM TO EXISTING WINDOWS: ON INTERNAL FACE OF GLAZING TO CONCEAL RISER
07	NEW TIMBER REFUSE STORE. VERTICAL TIMBER BOARDS IN DOUGLAS FIR OR SIMILAR
08	EXISTING OPAQUE FILM TO BE REMOVED FROM GLAZING

Rev	Date	Description	Dwn	Ckd
A	30/08/17	Issued for Planning	SC	JH

1 CENTRAL PARK (MCC)

PROPOSED ELEVATIONS
EAST AND SOUTH

AA6525 2060 **A**

PLANNING

Drawn SC Checked JH Date August 2017 Scale @ A0 1:100

PRP
prp-co.uk
Manchester
0161 242 8950