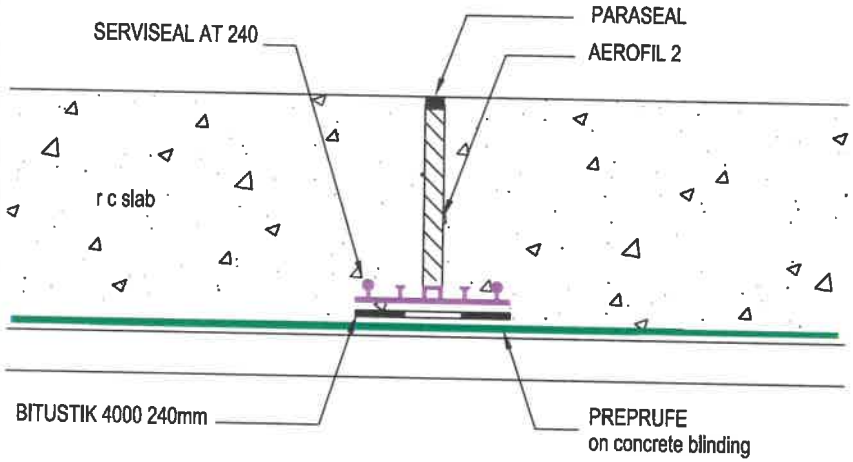

RC SLAB EXPANSION JOINT SECTION

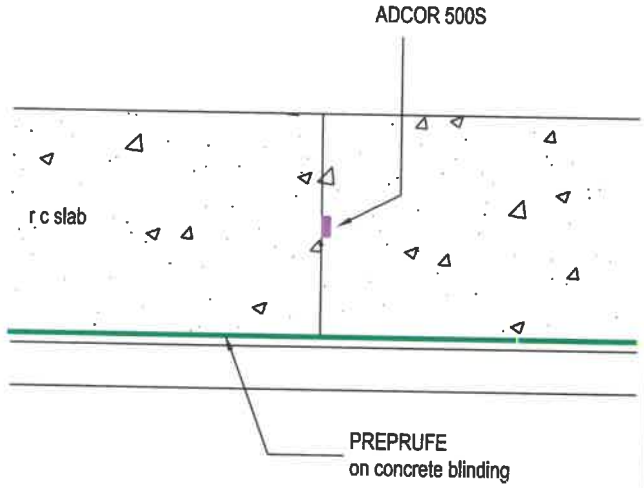

RC SLAB CONSTRUCTION JOINT SECTION

Notes.

BS8102:2009
4.2 All design decisions made by others that might have an impact on the waterproofing design should be brought to the attention of the waterproofing specialist / designer and installation contractors. Final decisions and any recommendations should be approved by the designer.

6.2.4 The need for continuity in the waterproofing protection should also be considered when selecting a type of protection.
In most circumstances, the protection should be continuous.

Grade of membrane dependent on site conditions.

Ensure Preprufe is positively located into corners by creasing and folding.

Slab options:

Preprufe placed on smooth sound substrate, Insulation or void former system.

For product installation this drawing is to be read in conjunction with all relevant product data sheets.

Note: All information provided on drawings or schedules is subject to Grace's Terms and Conditions of Sale.
This drawing is the copyright of Grace Construction Products Ltd and must not be reproduced in any part or passed to a third party without prior written permission.

Rev:	Date:	Description:

GRACE
GRACE CONSTRUCTION PRODUCTS
Grace Construction Products
580 / 581 Ipswich Road
Slough Berkshire SL1 4EQ
UNITED KINGDOM
Tel +44(0)1753 490000, Fax +44(0)1753 490001
Web www.uk.graceconstruction.com

Project:	Scale: NTS	Project No:
Client:	Date:	
Title:	Drawn:	Drawing No.: PP002-06/11
	Checked:	

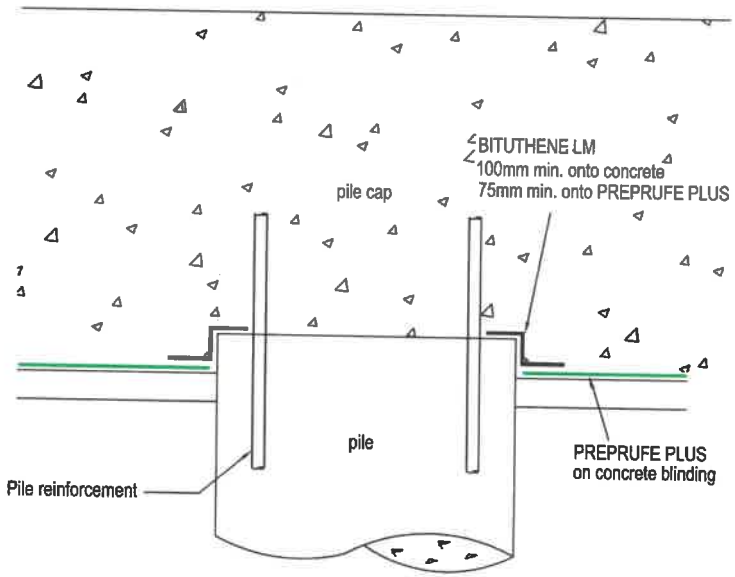

PILE DETAIL - LARGE DIAMETER
800MM OR GREATER
SECTION

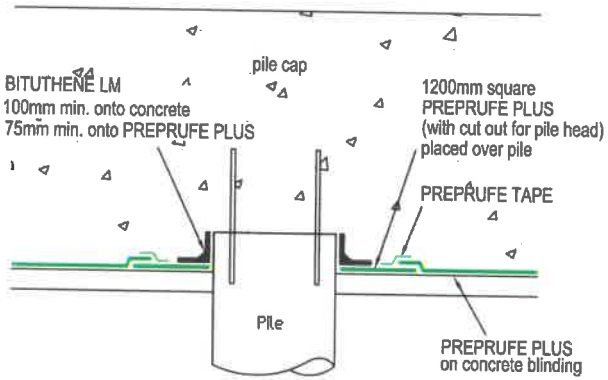

PILE DETAIL - SMALL DIAMETER
UP TO 800MM
SECTION

Notes.

All waterproofing details shown herein should be brought to the attention of the designer of the structure, who is responsible for the waterproofing and structural design and for being aware of all the factors in the structural design that may impact on the waterproofing details, and approved by them in writing. Final decisions and any recommendations must be approved by the designer

BS8102:2009
6.2.4 The need for continuity in the waterproofing protection should also be considered when selecting a type of protection.
In most circumstances, the protection should be continuous.

For product installation this drawing is to be read in conjunction with all relevant product data sheets.

Adcor, Adprufe, Aerofil, BETEC, Bentorub, Bituthene, Hydroduct, Paraseal, Perm-A-Barrier, Preprufe, Preprufe Plus, Servidek, Servijoint, Servipak, Servirufe, Serviseal, Servitite, Silcor, Solarshield and Vertiseal are registered trademarks of W R Grace & Co.-Conn. Armourtape, Bitushield, Bitustik, Colflex, Pak Adhesive, PVC Edgetie, Servitape, Slipstrip and Preprufe ZipLap are trademarks of W R Grace & Co.-Conn. This drawing is Copyright 2015 of W R Grace & Co.-Conn. Permission for copying is granted only to employees, authorised representatives, customers, and specifiers to support the sale or use of Grace products. All other rights are reserved.

GRACE CONSTRUCTION PRODUCTS
580/581 Ipswich Road,
Slough. Berkshire. SL1 4EQ
UNITED KINGDOM

T: +44(0)1753 490000 F: +44(0)1753 490001
E: uksales@grace.com W: www.grace.com/construction

Rev:	Date:	Description:

Project:

Client:

Title:

Scale: NTS

Date:

Drawn:

Checked:

Project No:

Drawing No.:
PP003-02/15.dwg
PP003-02/15.rvt

Note: All information provided on drawing or schedule is subject to the Terms and Conditions of Sale of the company.

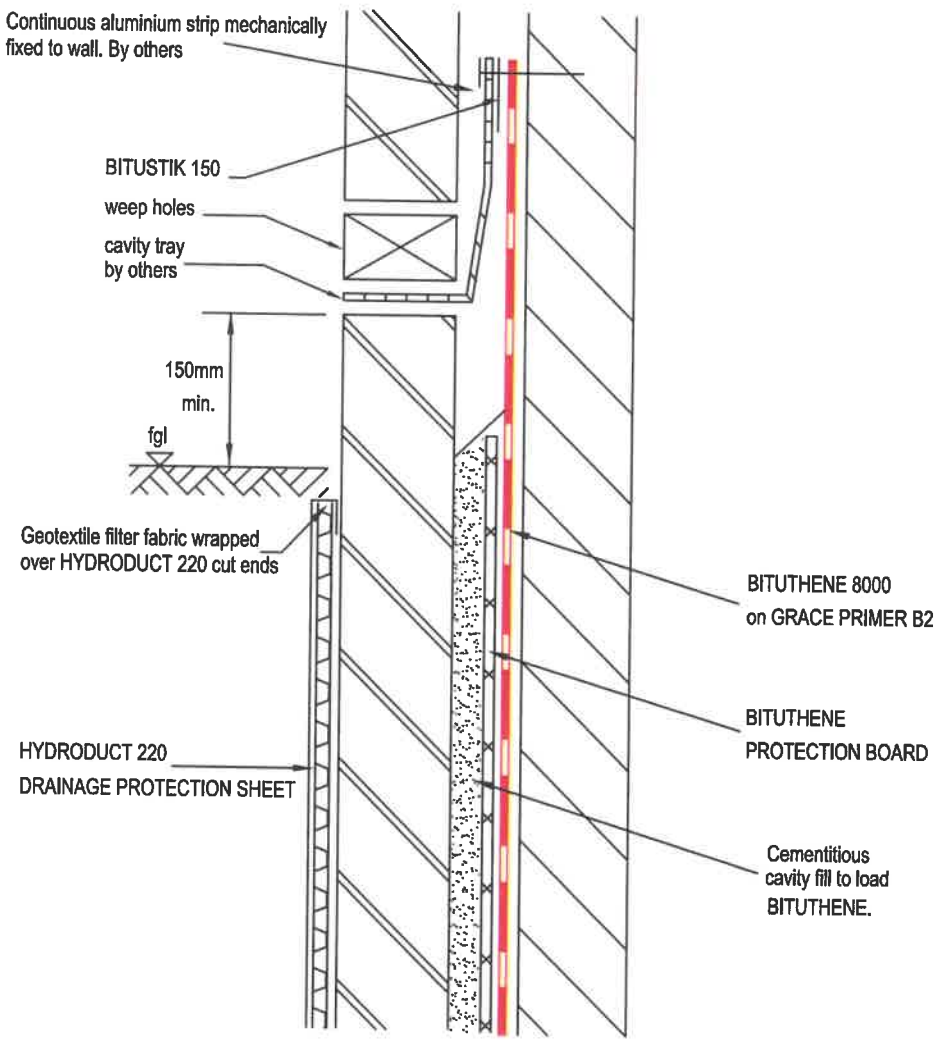

TYPICAL TERMINATION DETAIL AT GROUND LEVEL

DESIGN AND CONSTRUCTION CONSIDERATIONS

Suitable qualified and experienced Engineers or Architects should carry out the design and site supervision of below - ground structures.
The details(s) shown is a type A (Tanked protection) structure using mixed materials (concrete and masonry) as defined in BS 8102 1990. Attention is drawn to Section 5.1.1 of the code and particularly that there is an increased risk requiring extra care to be taken when designing in mixed materials.
The structure itself does not prevent water ingress and therefore, in accordance with current design codes, Grace details this form of construction only for shallow basements in conjunction with a permanent wall drainage system to prevent hydrostatic pressure acting on the structure. Note, however, that drains can silt up and reduce drainage capacity and therefore cannot be expected to operate efficiently indefinitely.
In all cases, a lower risk option is to design the structure as a monolithic reinforced concrete structure protected externally with Grace waterproofing products.

BWK010-06/07

Not to scale

GRACE
Construction Products

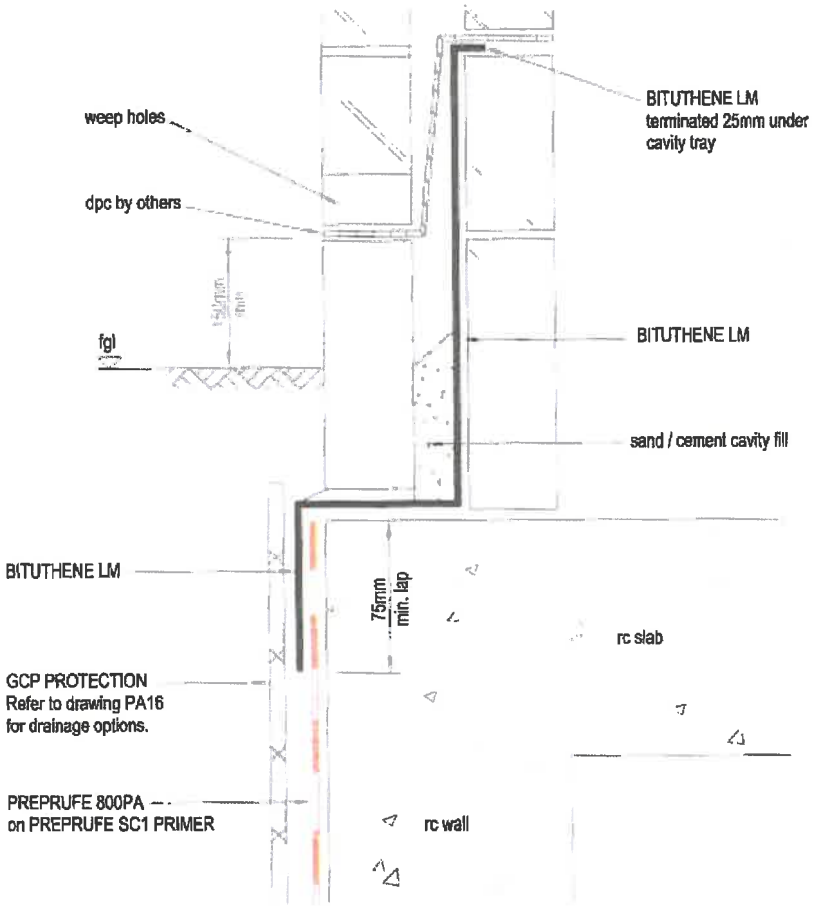

TYPICAL TERMINATION DETAIL AT GROUND LEVEL
SECTION

Notes.

All waterproofing details shown herein should be brought to the attention of the designer of the structure, who is responsible for the waterproofing and structural design and for being aware of all the factors in the structural design that may impact on the waterproofing details, and approved by them in writing. Final decisions and any recommendations must be approved by the designer

BS8102:2009
6.2.4 The need for continuity in the waterproofing protection should also be considered when selecting a type of protection.
In most circumstances, the protection should be continuous.

For product installation this drawing is to be read in conjunction with all relevant product data sheets.

Adcor, Adprufe, Aerofil, BETEC, Bentorub, Bituthene, Hydroduct, Paraseal, Perm-A-Barrier, Preprufe, Preprufe Plus, Servidek, Servijoint, Servipak, Servirufe, Serviseal, Servitite, Silcor, Solarshield and Vertiseal are registered trademarks of GCP Applied Technologies. Armourtape, Bitushield, Bitustik, Colflex, Pak Adhesive, PVC Edgetie, Servitape, Slipstrip and Preprufe ZipLap are trademarks of GCP Applied Technologies. This drawing is Copyright 2016 of GCP Applied Technologies. Permission for copying is granted only to employees, authorised representatives, customers, and specifiers to support the sale or use of GCP Applied Technologies products. All other rights are reserved.

gcp applied technologies
GRACE CONSTRUCTION & PACKAGING
GCP APPLIED TECHNOLOGIES
580/581 Ipswich Road, Slough, Berkshire, SL1 4EQ, UK
T: +44(0)1753 490000 E: uksales@gcpat.com W: www.gcpat.com

Rev:	Date:	Description:
Project:		
Client:		
Title:		
Scale: NTS		Project No:
Date:		
Drawn:		Drawing No.: PA10-0516.dwg
Checked:		PA10-0516.rvt

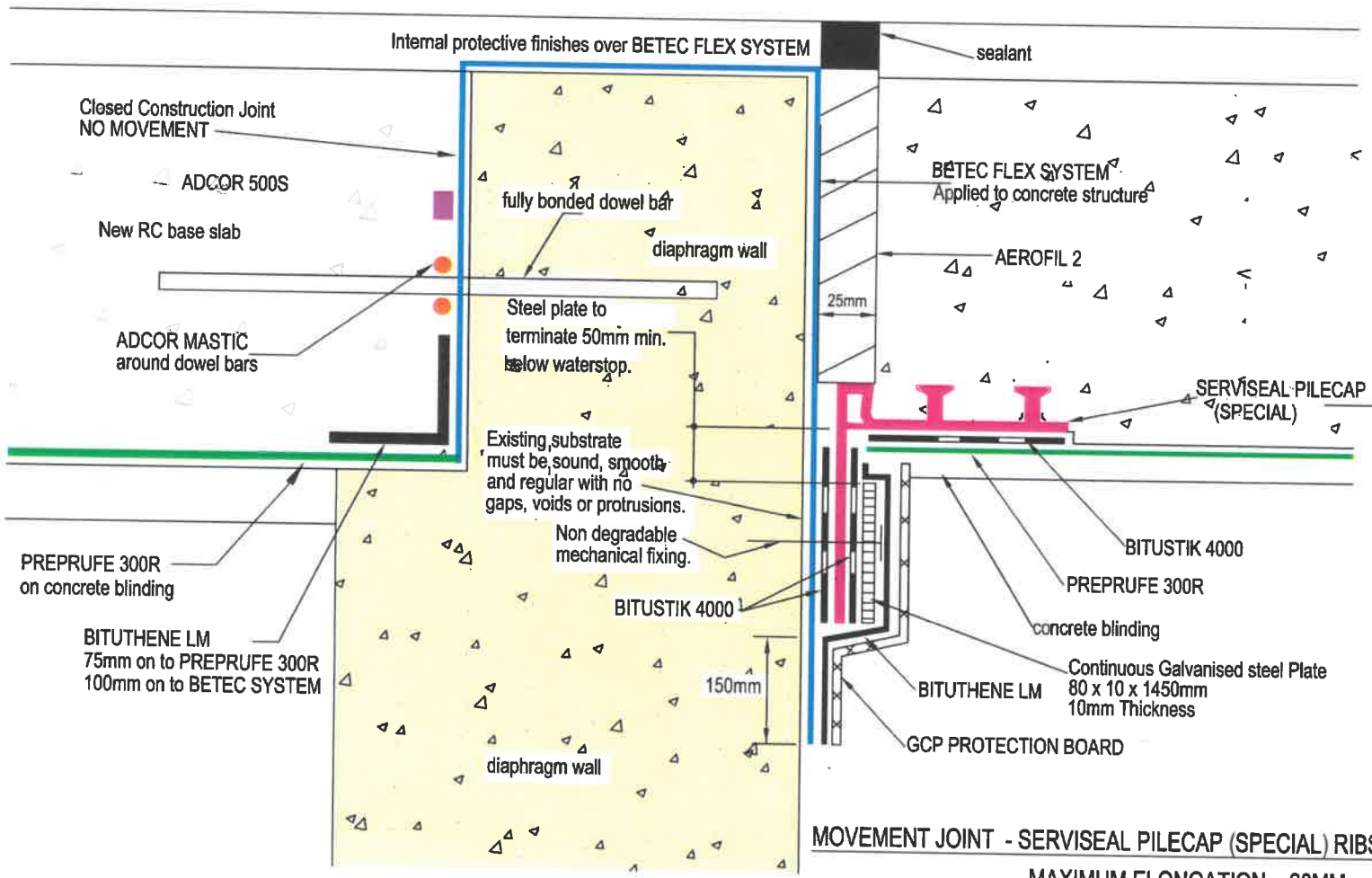

MOVEMENT JOINT - SERVISEAL PILECAP (SPECIAL) RIBS REMOVED

MAXIMUM ELONGATION = 20MM

SECTION

For Location refer To GCP Drawing D14053-EJ1-SEC-01

Notes.

All waterproofing details shown herein should be brought to the attention of the designer of the structure, who is responsible for the waterproofing and structural design and for being aware of all the factors in the structural design that may impact on the waterproofing details, and approved by them in writing. Final decisions and any recommendations must be approved by the designer

BS8102:2009
6.2.4 The need for continuity in the waterproofing protection should also be considered when selecting a type of protection.
In most circumstances, the protection should be continuous.

For product installation this drawing is to be read in conjunction with all relevant product data sheets.

The designer or person responsible for the waterproofing should satisfy themselves that water cannot enter the protected structure by bypassing the detailed GCP system

NOTE
If a non GCP protection is used, the protection is to be puncture resistant against back fill, non degradable and un-effected by moisture.
NOT IN GCP REMIT.

Adcor, Adprufe, Aerofil, BETEC, Bentorub, Bituthene, Hydroduct, Paraseal, Perm-A-Barrier, Preprufe, Preprufe Plus, Servidek, Servijoint, Servipak, Servirufe, Serviseal, Servitite, Silcor, Solarshield and Vertiseal are registered trademarks of GCP Applied Technologies. Armourtape, Bitushield, Bitustik, Colflex, Pak Adhesive, PVC Edgetie, Servitape, Slipstrip and Preprufe ZipLap are trademarks of GCP Applied Technologies. This drawing is Copyright 2016 of GCP Applied Technologies. Permission for copying is granted only to employees, authorised representatives, customers, and specifiers to support the sale or use of GCP Applied Technologies products. All other rights are reserved.

Rev:	Date:	Description:

gcp applied technologies
GRACE CONSTRUCTION & PACKAGING
GCP APPLIED TECHNOLOGIES
580/581 Ipswich Road, Slough, Berkshire, SL1 4EQ, UK
T: +44(0)1753 490000 E: uksales@gcpat.com W: www.gcpat.com

Project:	SIENNA TOWER, WARSZAWA, UL. SIENNA	Scale: NTS	Project No: D14053
Client:	GHELAMCO POLAND / AMC - CHOLDZYNSKI - ARCHITECT	Date: 07-09-16	
Title:	DETAIL DRAWING - GCP PRODUCT APPLICATION TECHNIQUES	Drawn: TG	Drawing No.: EJNEW-DET-01 Rev.C
		Checked:	

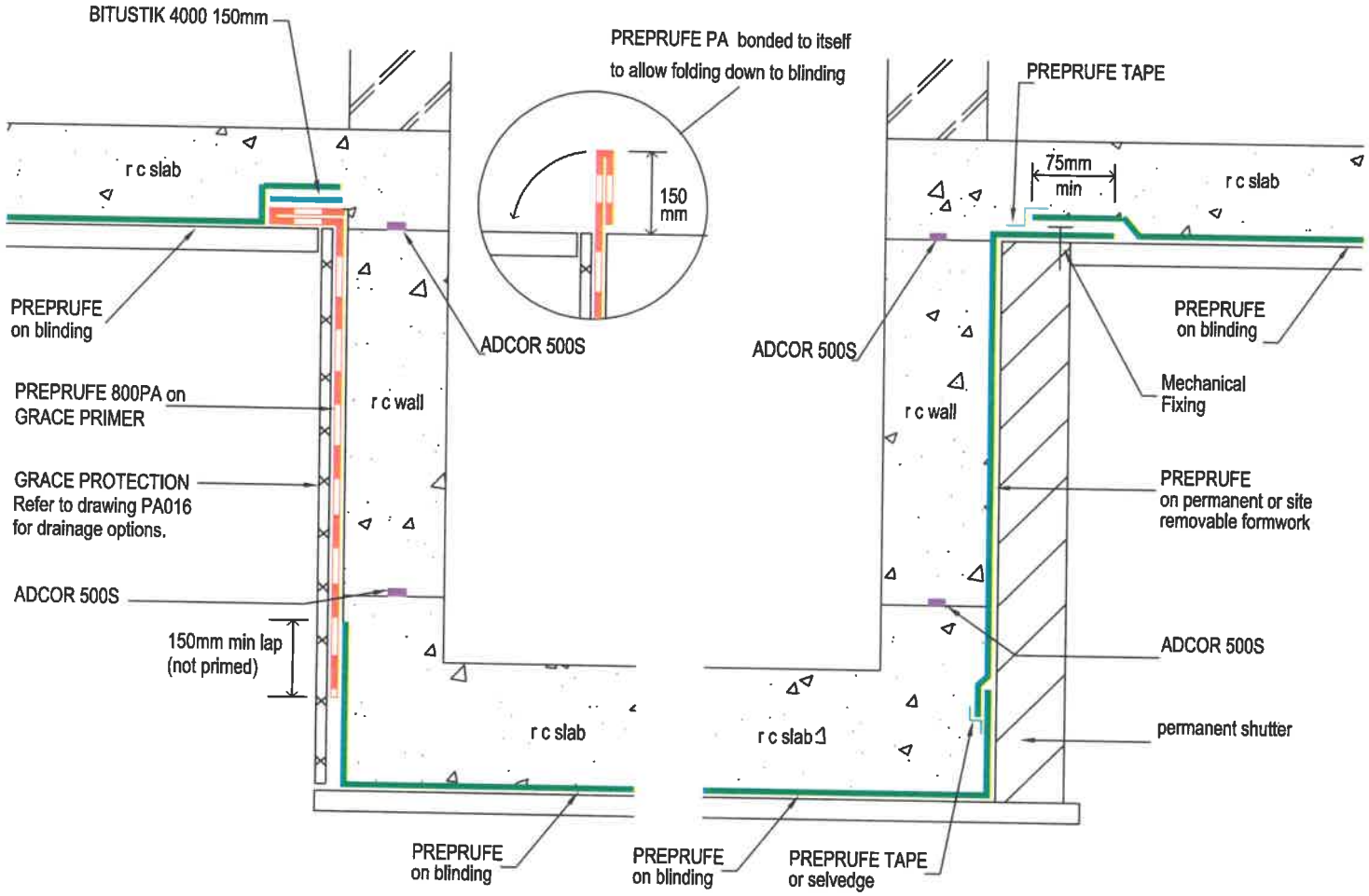

LIFT PIT OPTIONS
SECTION

Notes:

BS8102:2009
4.2 All design decisions made by others that might have an impact on the waterproofing design should be brought to the attention of the waterproofing specialist / designer and installation contractors. Final decisions and any recommendations should be approved by the designer.

6.2.4 The need for continuity in the waterproofing protection should also be considered when selecting a type of protection.
In most circumstances, the protection should be continuous.

PREPRUFE - Pre-applied wall membrane
PREPRUFE 800PA - Post applied wall membrane

Support options:
PREPRUFE placed on smooth sound substrate, insulation or void former system

Wall options
PREPRUFE or PREPRUFE 800PA used in conjunction with insulation and or Hydroduct drainage system

All connections to dpm on blinding are suitable for vapour / moisture proofing only

Suitable qualified and experienced Engineers or Architects should carry out the design and site supervision of below-ground structures

For product installation this drawing is to be read in conjunction with all relevant product data sheets.

Rev:	Date:	Description:

Note: All information provided on drawings or schedules is subject to Grace's Terms and Conditions of Sale.
This drawing is the copyright of Grace Construction Products Ltd and must not be reproduced in any part or passed to a third party without prior written permission.

GRACE CONSTRUCTION PRODUCTS
Grace Construction Products
580 / 581 Ipswich Road
Slough Berkshire SL1 4EQ
UNITED KINGDOM
Tel +44(0)1753 490000, Fax +44(0)1753 490001
Web www.uk.graceconstruction.com

Project:	Scale: NTS	Project No:
Client:	Date:	
Title:	Drawn:	Drawing No.: LP005-06/11
	Checked:	