PROPOSED WORKS & REPAIRS TO STABLES

GENERAL NOTE
Any paint to be removed from the brickwork with mansonry repointed on all elevations using lime based mortar

S17 REMOVAL OF RAMPED FLOOR
existing area of ramped floor internally to be removed and made level with main finished floor level in the lower section of the stables.

S18 REPAIR OF THE EAST GABLE INTERNALLY
existing fireplace at ground level to receive a new lintel above, repair of masonry to chimney breast at ground and first floor level, including deep pointing and single strand bedjoint reinforcement.

S19 REBUILDING OF THE CROSS WALL
rebuilding of the cross wall at ground and first floor level incoporating the new openings and infill areas

S20 FLUE STRUCTURE
existing flue shows signs of movement, S.E to further invesitgate when safe access can be gained. current design requires min. 2100mm head height from new first floor level through the structure potential removal of part/all of the flue structure. SE to advise on structural solution in this area, possible introduction of a new steel frame in this location

S21 FIREPLACE & CHIMNEY BREAST
repair existing fireplace and chimney breast above, repointing and providing bed joint reinforcement where required

S22 BULGE IN RETAINING WALL
strengthening of the retaining wall required. please refer to S.E report for options proposed.

S23 GROUND FLOOR WC
new wc to be provided at ground floor level within the stables to include partitions, door, sanitaryware, drainage, extract and internal finishes

S24 GROUND FLOOR STORE
new store to be provided at ground floor level within the stables to include storage cupboards, sink, drainage, extract and internal finishes

S25 STAIRCASE
new staircase and balustrade/handrails to be provided to connect ground level with new first floor level

S26 STAIRCASE
new staircase and handrail to be provided to connect the lower level and upper level of the stables

S27 FIRST FLOOR BATHROOM
new bathroom to be provided at first floor level within the stables to include partitions, door, sanitaryware, drainage, extract and internal finishes. privacy galzing in external window required in this location

S28 DOORWAY
make good the opening following removal of the door

PROPOSED REPAIR WORKS TO COACH HOUSE

GENERAL NOTE
Any paint to be removed from the brickwork with mansonry repointed on all elevations using lime based mortar

C08 STAIRCASE
new staircase, balustrade and handrail to be provided, connecting the coach house level with the ground floor of the stables

C09 NEW STOVE
new stove to be located within the coach house with flue existing through the roof with projection above the ridge

C10 STORAGE BENCH
new storage bench/window seat to be provided within the new picture window

C11 REPAIR OF THE DOORWAY
make good the opening following removal of the door

C12 REPAIR OF WALL
make good the opening following removal of the wall in areas highlighted

C13 REPAIR OF WALL
make good the existing wall at the interface with new extension

LEGEND

AREAS OF HISTORIC FABRIC REPAIR

AREAS OF PROPOSED NEW FABRIC

NOTE
Please refer to drawing 0154-AP004 for elevations of the stables & coach house, and Capstone Consulting Engineers report P668 dated August 2017

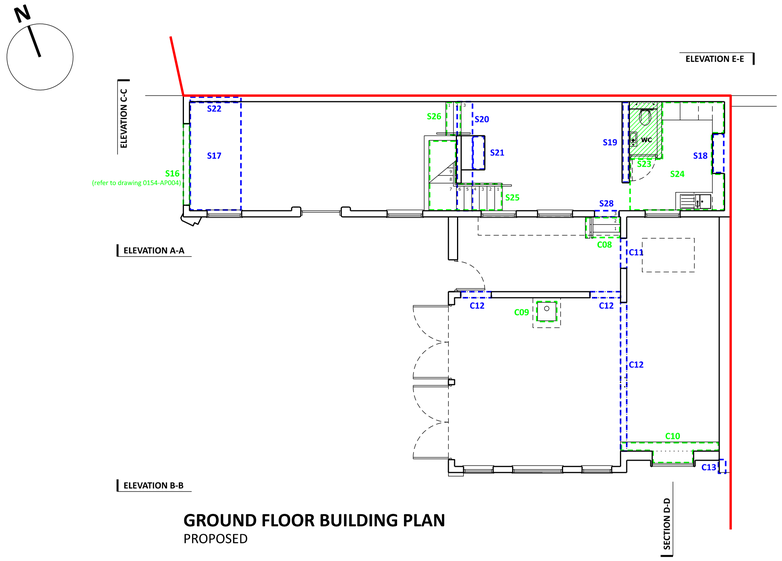

GROUND FLOOR BUILDING PLAN
PROPOSED

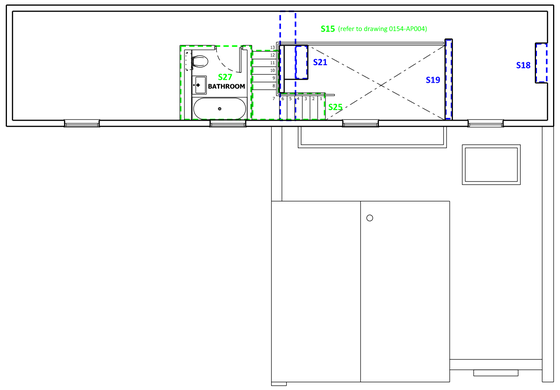

FIRST FLOOR BUILDING PLAN
PROPOSED

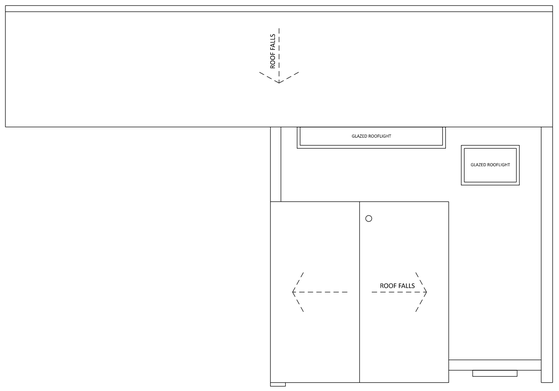

ROOF PLAN
PROPOSED

Do not scale from this drawing - use figured dimensions only.
This design and drawing is the copyright of BB Heritage Studio Ltd and may not be reproduced in any form without prior written consent. Issue of the drawing does not impart any real or implied copyright licence.

revision / description	date
FIRST ISSUE	

address	The Manchester Bee, Mooring 31, New Islington Marina, Manchester M4 6EA
director	Bernadette Bone ARB RIBACA GradDiplConsAA
phone	07813 076325
company #	8862139
web	www.bbheritagestudio.com
email	info@bbheritagestudio.com

project	Highbank, Didsbury
client	Mr & Mrs Vokes
job no.	0154
drawing title	Proposed Works & Repairs - Plans
drawing no.	0154-AP002 revision
drawing scale	1:100 @A1