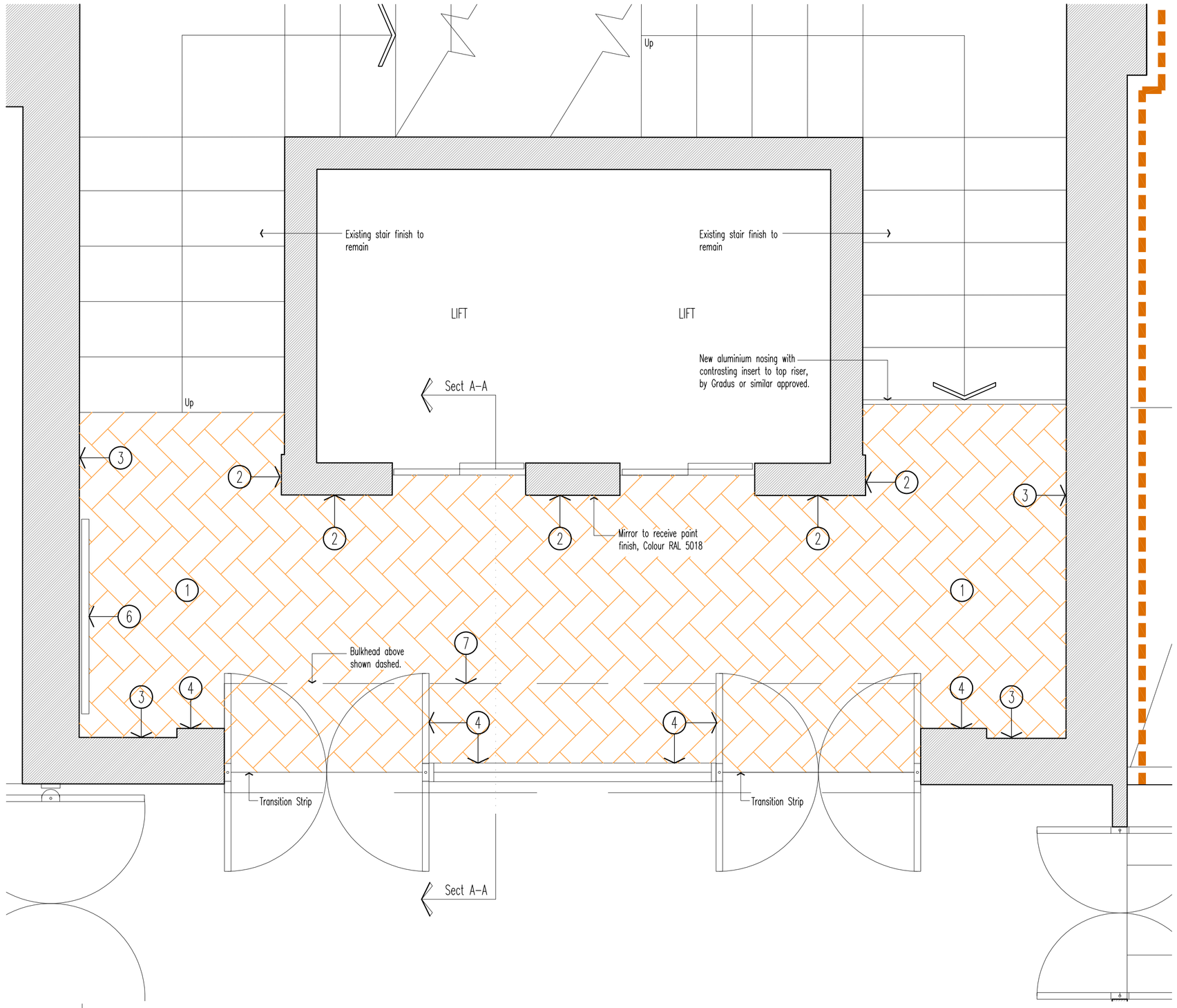

PALACE CORE PLAN
1:20 @ A1

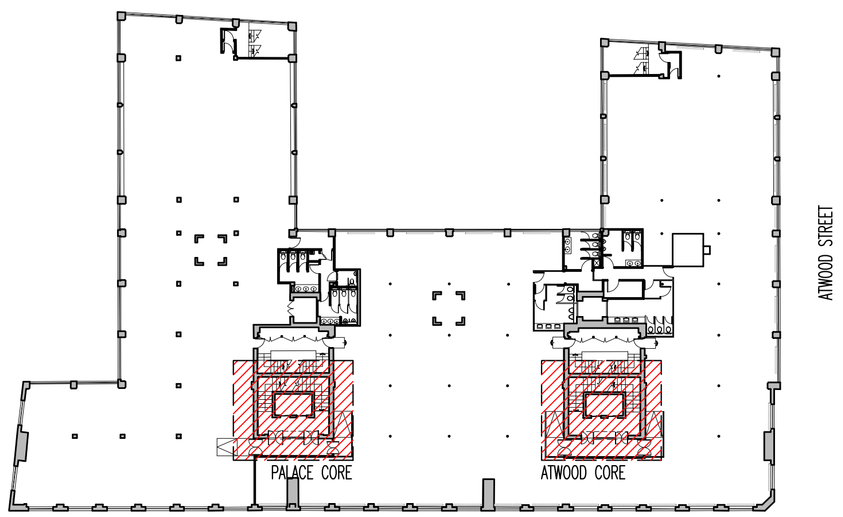

SEVENTH FLOOR REFERENCE PLAN



TYPICAL CONCEPT IMAGE

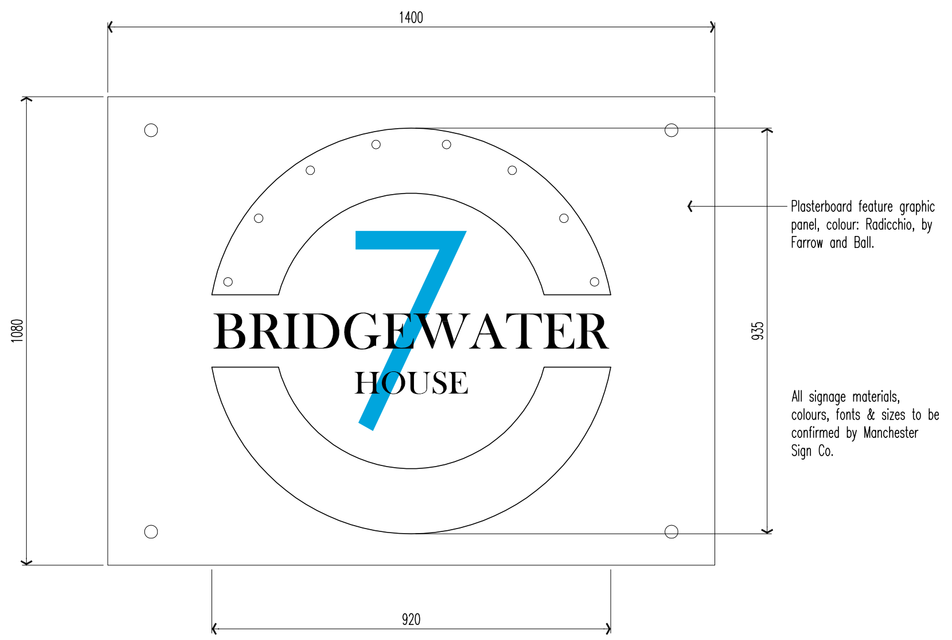

SIGNAGE DETAILS
1:10 @ A1

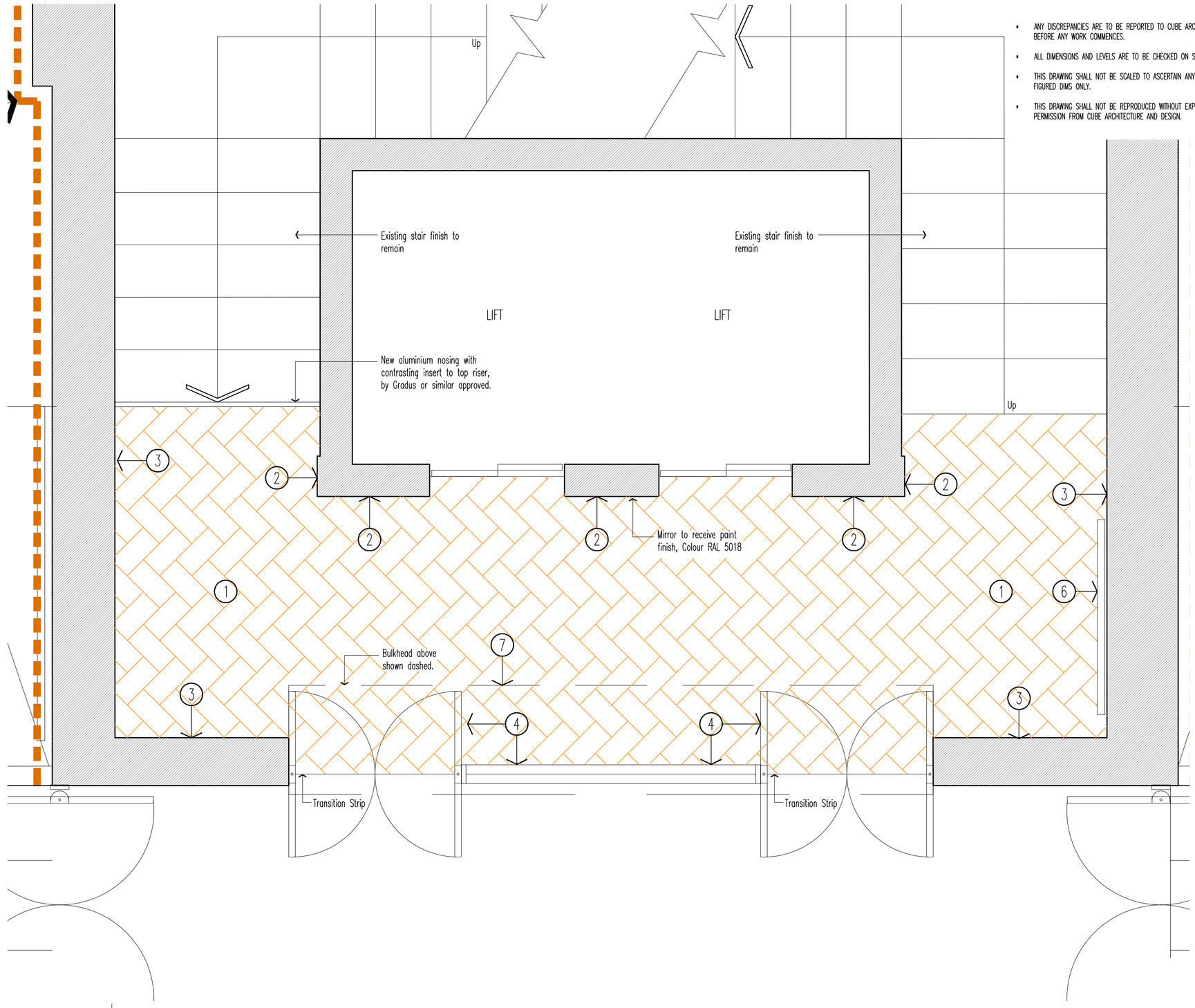

ATWOOD CORE PLAN
1:20 @ A1

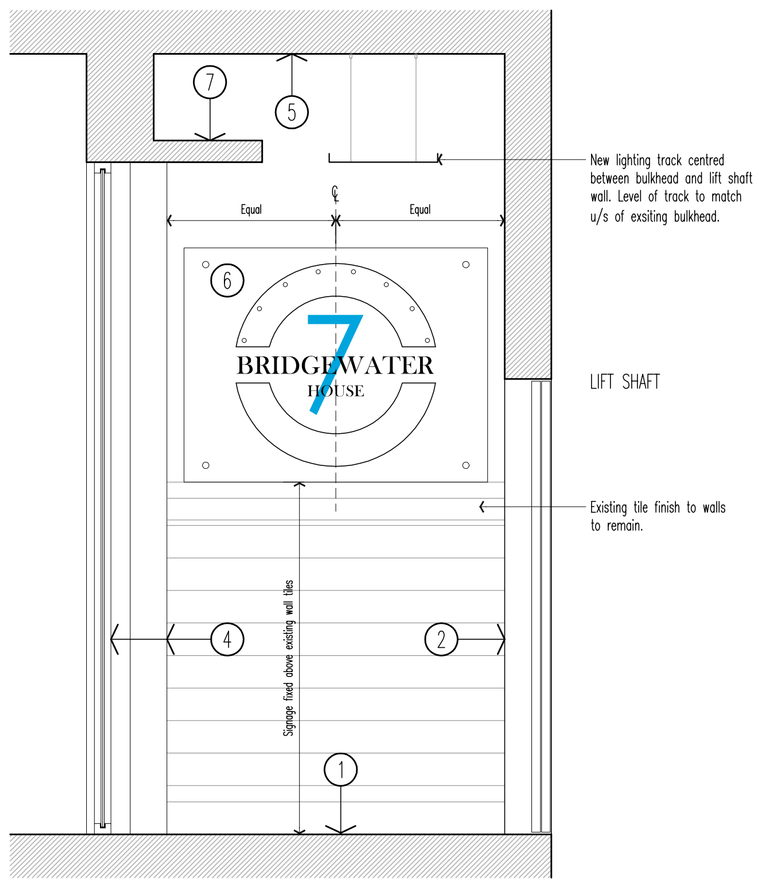

SECTION A-A
1:20 @ A1

- ANY DISCREPANCIES ARE TO BE REPORTED TO CUBE ARCHITECTURE AND DESIGN BEFORE ANY WORK COMMENCES.
- ALL DIMENSIONS AND LEVELS ARE TO BE CHECKED ON SITE.
- THIS DRAWING SHALL NOT BE SCALED TO ASCERTAIN ANY DIMENSIONS. WORK TO FIGURED DIMS ONLY.
- THIS DRAWING SHALL NOT BE REPRODUCED WITHOUT EXPRESS WRITTEN PERMISSION FROM CUBE ARCHITECTURE AND DESIGN.

(1) Floors:

Take up existing floor finishes and cart away. To receive new floor finish, RECM1001 Solid Tumbled Oak Herringbone Rustic Grade 70mm x 350mm solid wood flooring by Havwoods. Include for aluminium nosing to top riser of stairs and transition strips as necessary.

(2) Lift Surround:

Existing lift surround and lift doors to be cleaned and degreased ready for new spray paint finish RAL 7015. Existing mirror to be cleaned ready for new spray paint finish, RAL 5018

(3) Existing Walls:

Remove any existing level signage and cart away, make good to wall as necessary. Walls to be prepared and to receive vinyl silk emulsion paint finish, colour white.
Existing wall tiles to remain.

(4) Existing Doors & Glazed Screens:

Existing doors and screens to have existing manifestation removed, suggest applied heat and careful steel tool for removal. Frames and panelling to be prepared and to receive paint finish, RAL 7016. New manifestation to be be applied, details TBC.

(5) Ceiling & Lighting:

Remove existing suspended lighting and cart away. Make good to existing soffit, remove and repair any fixing points, to receive paint finish, RAL 7021. New lighting track, as per M&E spec, to be suspended from soffit, with Kadux 2 ES111 alu brushed light fittings Ref: 115556 by Intalite UK.

(6) Signage:

Plasterboard feature graphic panel, colour: Radicchio by Farrow & Ball. Signage materials, colours, fonts and sizes to be confirmed by Manchester Sign Co.

(7) Bulkhead:

Existing bulkhead to be prepared and to receive vinyl silk emulsion paint finish, colour white. New light fittings, LED ES111 Cree XB-D LED by Intalite UK Ref: 551642.

Rev	Description	Date	By

Status:
TENDER

Client:
APAM UK

Contract:
REFURBISHMENT WORKS TO:
LIFT CORES
BRIDGEWATER HOUSE MANCHESTER

Drawing:
PROPOSED SEVENTH FLOOR PLAN

Drawing No:	Revision:	Scales:
AS563-306		VARIES@A1
Drawn:	Checked:	Date:
AB		OCT '17

CUBE architecture and design
www.cubearchitecture.net
commercial house
clarence avenue
trafford park
m17 1qs
tel: 0161 848 5893

DO NOT scale from this drawing.