

SECTION F-F PROPOSED 7TH FLOOR CEILING SECTION
1:100 @ A1

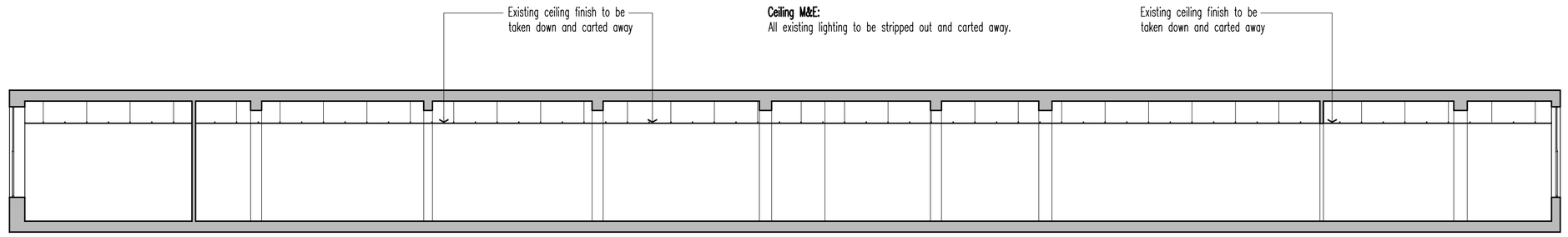

SECTION E-E EXISTING 7TH FLOOR CEILING SECTION
1:100 @ A1

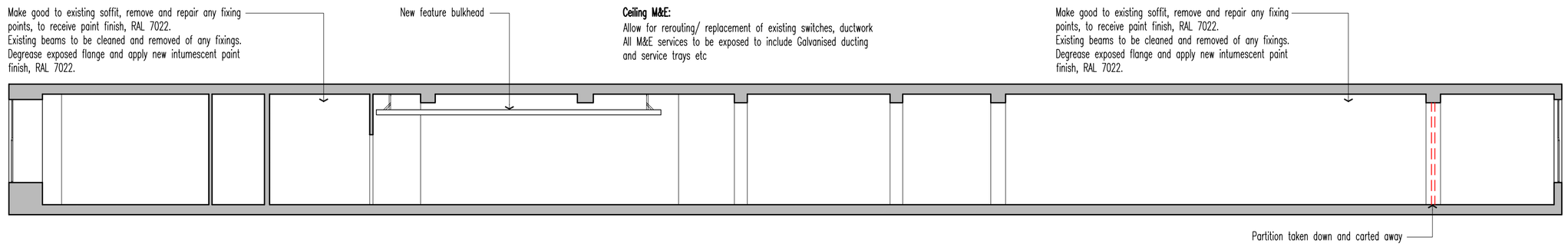

SECTION D-D PROPOSED 2ND FLOOR CEILING SECTION
1:100 @ A1

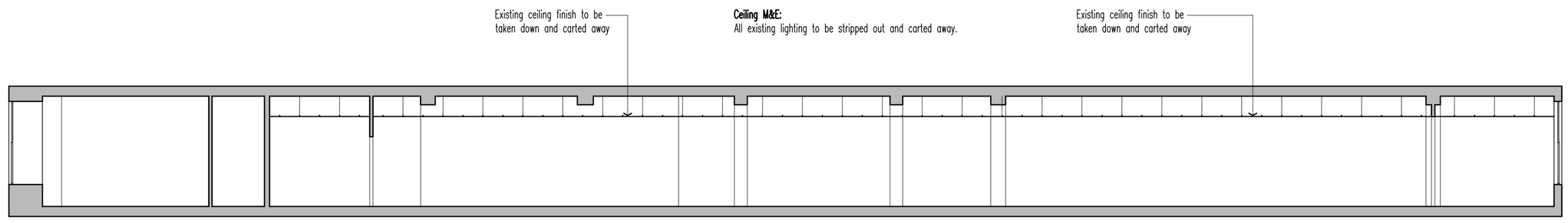

SECTION C-C EXISTING 2ND FLOOR CEILING SECTION
1:100 @ A1

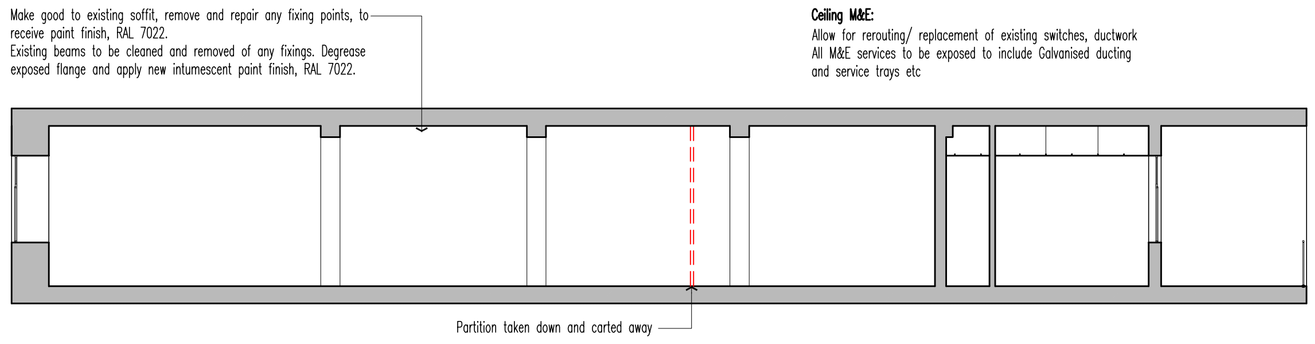

SECTION B-B PROPOSED GF CEILING SECTION
1:100 @ A1

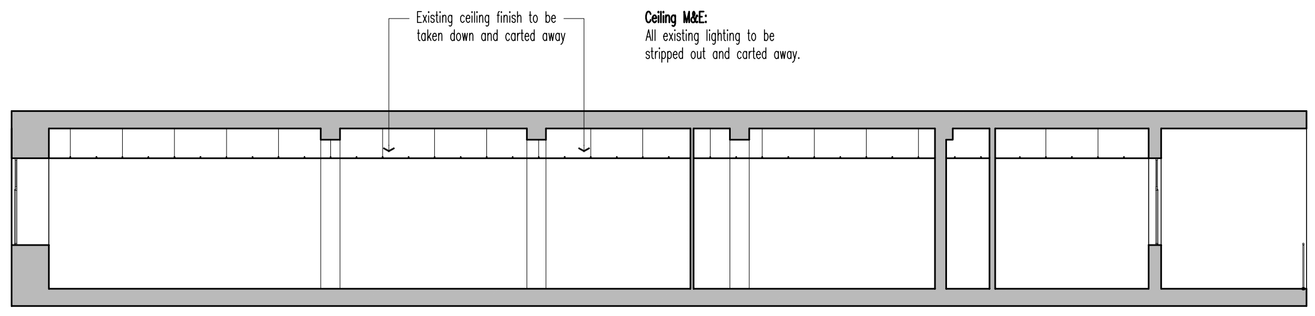

SECTION A-A EXISTING GF CEILING SECTION
1:100 @ A1

- ANY DISCREPANCIES ARE TO BE REPORTED TO CUBE ARCHITECTURE AND DESIGN BEFORE ANY WORK COMMENCES.
- ALL DIMENSIONS AND LEVELS ARE TO BE CHECKED ON SITE.
- THIS DRAWING SHALL NOT BE SCALED TO ASCERTAIN ANY DIMENSIONS. WORK TO FIGURED DIMS ONLY.
- THIS DRAWING SHALL NOT BE REPRODUCED WITHOUT EXPRESS WRITTEN PERMISSION FROM CUBE ARCHITECTURE AND DESIGN.

Rev	Description	Date	By

Status:
PLANNING

Client:
APAM UK

Contract:
REFURBISHMENT WORKS
BRIDGEWATER HOUSE
MANCHESTER

Drawing:
SECTIONS THRO BUILDING
EXISTING & PROPOSED

Drawing No:	Revision:	Scales:
AS563-311		1:200@A1
Drawn:	Checked:	Date:
AB		MARCH '18

CUBE architecture and design
www.cubearchitecture.net
commercial house
clarence avenue
trafford park
m17 1qs
tel: 0161 848 5893

DO NOT scale from this drawing.