EXISTING GA FRONT ELEVATION

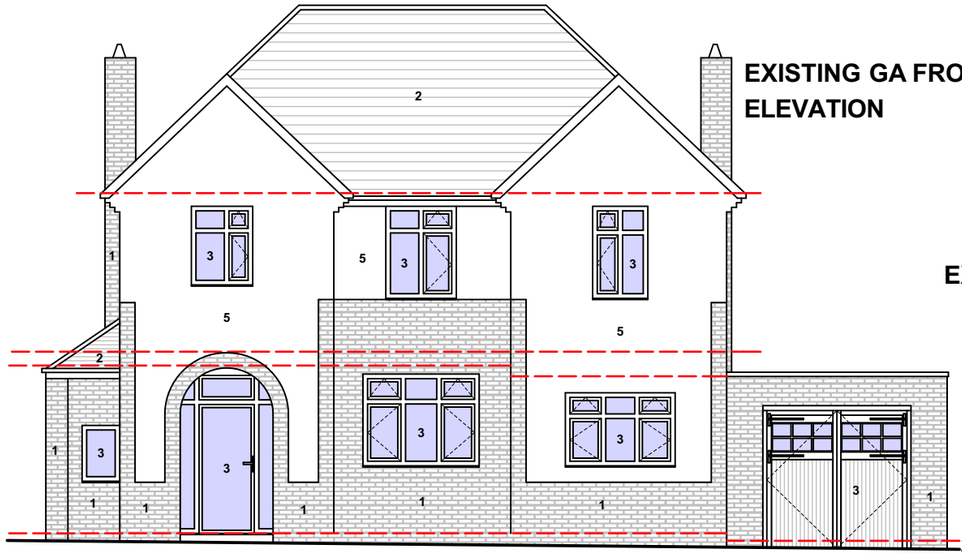

EXISTING GA REAR ELEVATION



EXISTING GA SIDE ELEVATION

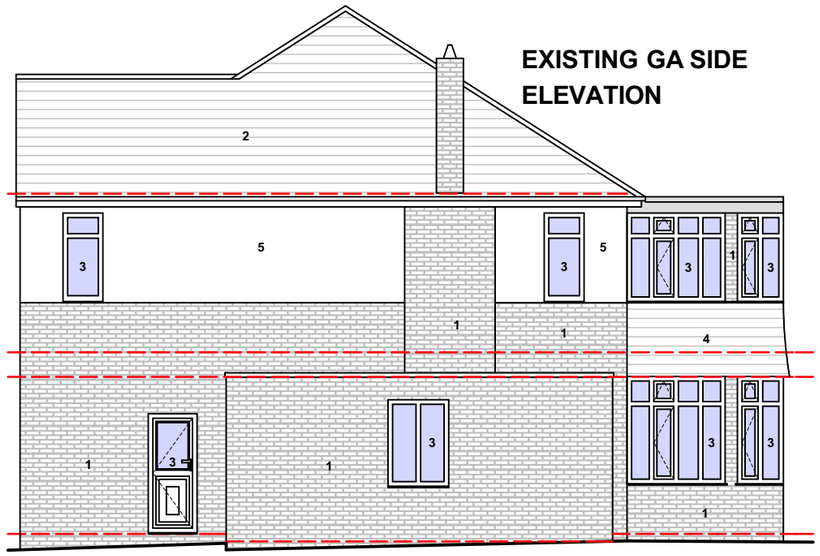

PROPOSED GA SIDE ELEVATION

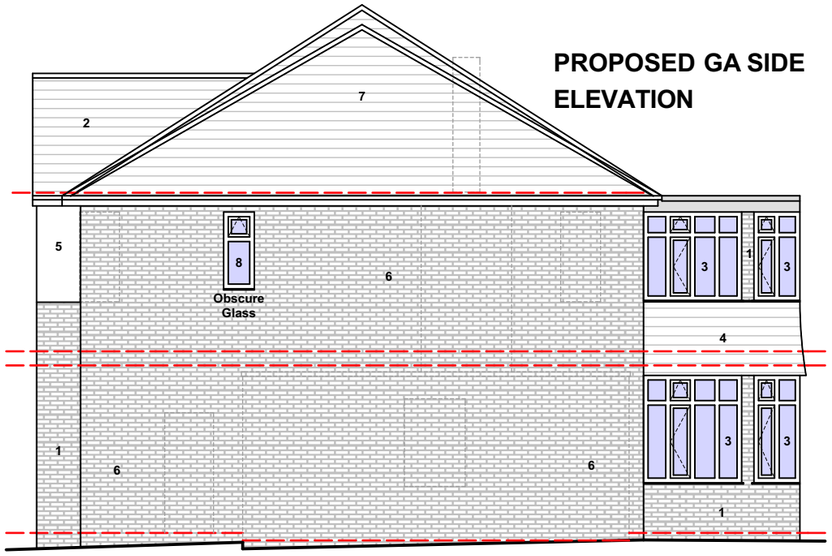

PROPOSED GA FRONT ELEVATION

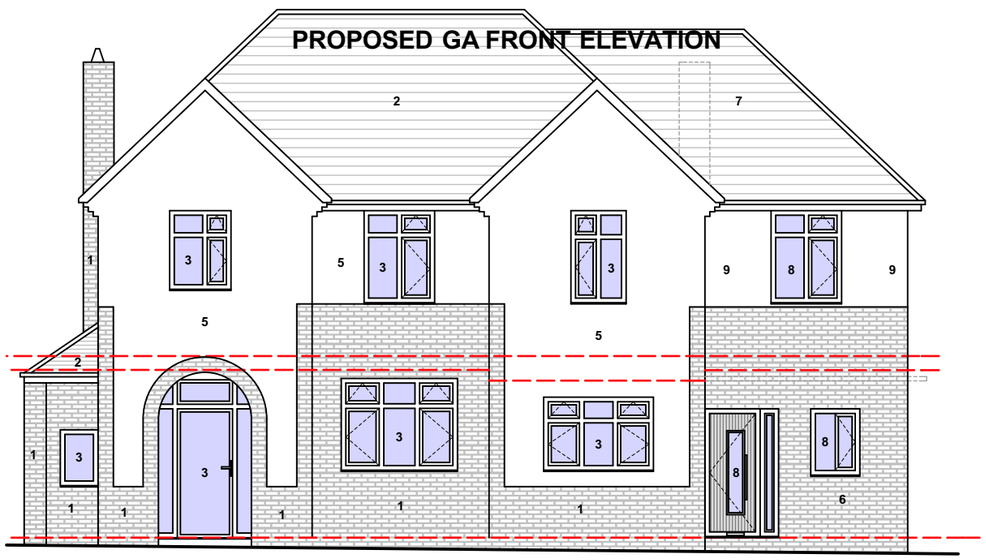

PROPOSED GA REAR ELEVATION

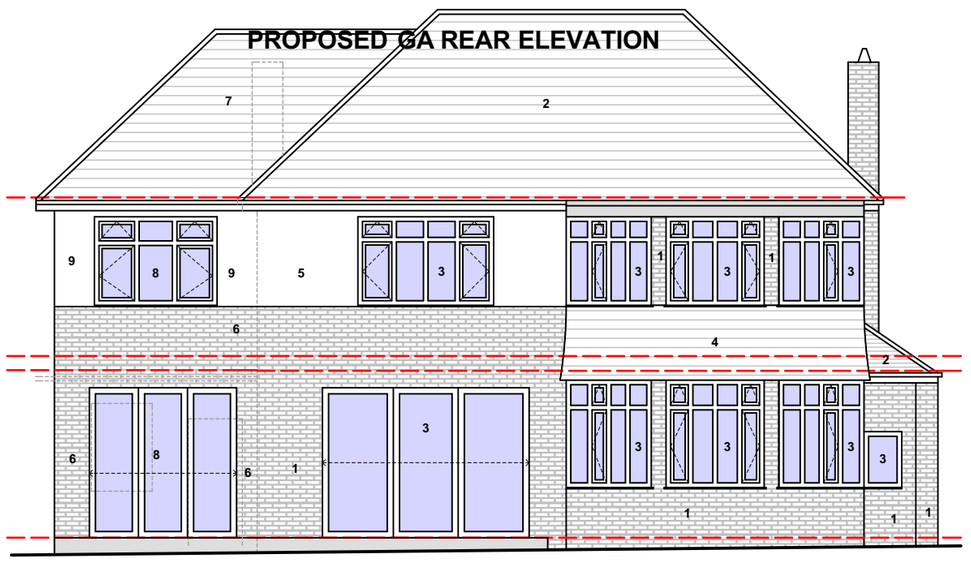

notes

This drawing is subject to a detailed building and site survey, therefore no guarantee of its accuracy can be given.
This drawing has been draughted in accordance with the clients design requirements.
All areas are approximate and are subject to a detailed building and site survey and further design development.
All dimensions should be checked prior to commencement of construction on site. Measurements should not be taken off the drawing.

All dimensions shown are in millimetres (mm).

Text Key

1. Existing facing brickwork
2. Existing slate roof tiles
3. Existing uPVC window & door
4. Existing shingle covering
5. Existing white rendring

6. Proposed facing brickwork to match existing
7. Proposed slate roof covering to match existing
8. Proposed white uPVC window/doors
9. Proposed white rendring

PL1	Extension roof design amended to appear subservient	04.04.18
PL0	Planning Issue	07.02.18

revisions

NADA Architects Ltd
169 Kingsway
Burnage
Manchester
M19 2ND
Mob: 07974 735527
E: ahmed@nadaarchitects.com
W: www.nadaarchitects.com

PLANNING

D - design PL - planning PT - pre-tender
T - tender P - preliminary
C - construction R - record

ANNETTE HUNSLEY

TWO STOREY EXTENSION 12 GIBWOOD ROAD, NORTHENDEN, M22 4BT

EXISTING & PROPOSED GA ELEVATIONS

scale	date	drawn	checked
1:100 @ A3	07.02.18	MH	AC

job no	(category) dwg no	revision
18-562	(03)001	PL1

Drawing measurements shall not be obtained by scaling. Verify all dims prior to construction. Immediately report any discrepancies on this drawing to Architect. This drawing shall be read in conjunction with associated specifications and related consultant's documents.