- ENSURE ALL ELEMENTS OF THE STRUCTURE ARE LINED + ENCASED IN PINK - GYPROC ½ HOUR FIRELINE BOARD & DOC B1 B. REGS ETC INCL LINTELS NEW/EXG AND STRUCT' STEELWORK BEAMS (B1) (B2) (B3) ETC.

150x50 SW C16 TIMBER POLEPLATE BOLTED TO EXG MASONARY BELOW SILL LEVEL (TO SUIT MIN' 150 MONO-ROOF) USING M16 Ø EXPANSION ANCHORS RAWLBOLTS ETC AND M6/GALV'D ## CONNECTOR PLATES/TRUSS CLIPS USED TO ROBUSTLY SECURE 150x50 ROOF SPARS.

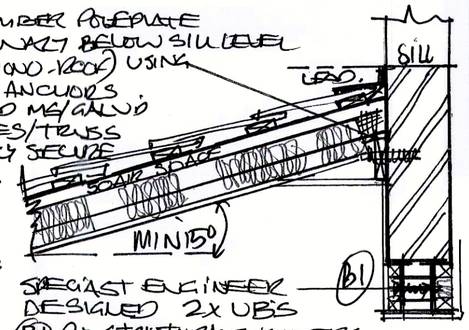


1:20 DETAIL (A)

SPECIALIST ENGINEER DESIGNED 2x UBS (B1) BY STRUCTURAL ENGINEERS TO SUIT NEW OPENINGS FORMED ON UPPER GROUND FLOOR

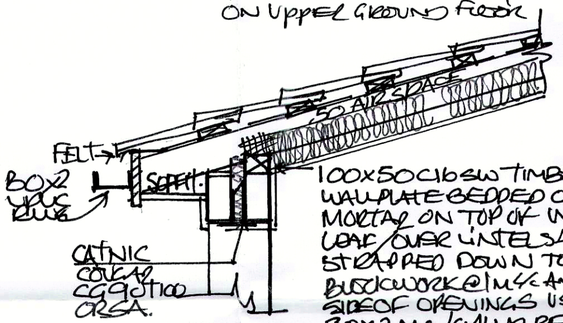


100x50 C16 SW TIMBER WALLPLATE BEDDED ONTO MORTAR ON TOP OF INNER LEAF OVER LINTELS AND STRAPPED DOWN TO BRICKWORK @ 1M C/C AND EITHER SIDE OF OPENINGS USING 30x3 M.S/GALV'D RESTRAINT STRAPS SCREWED TO MASONARY

1:20 DETAIL (B)







1:20 DETAIL (C)

1:50 PROPOSED "SIDE VIEW - FROM N° 71".

MONO PITCHED UNVENTED ROOF CONSTRUCTION. REDLAND REGENT/MARLEY WESSEX OR SA PROFILED CONCRETE INTERLOCKING ROOF TILES 75/100 HEADLAPS AS SPECIFIED TO LAY TO A MIN 15° MONO-ROOF PITCH ONTO 50x25 TANALISED TREATED BATTENS HORIZONTALLY GAUGED TO SUIT TILES ONTO TYVEK SUPRO' OR SA BREATHABLE ROOFING FELT TO BS 747 DRAPED OVER ROOF SPARS AND TILT FILLET FASCIA BOARD @ EAVES AS DETAIL (B) TO ALLOW DRIVEN RAIN AND MOISTURE TO RUN DOWN BEHIND TILES AND INTO GUTTER @ EAVES ETC

- USE EX 150x50 C16 TREATED SW COMMON ROOF SPARS FIXED @ 400 c/c TO POLEPLATE @ ABUTMENT AS DETAIL (A) AND ONTO 100x50 WALLPLATE @ EAVES AS DETAIL (B) USING M/S GALV'D TRUSS CLIP/CONNECTOR PLATES TO ENSURE SECURE/POSITIVE CONNECTIONS
- DOUBLE/PAIR UP 2No 150x50 ROOF SPARS AS ONE TO EACH SIDE OF APERTURES FORMED TO SUIT OF ROOF/SKYLIGHT UNITS SERVICES ETC..
- PROVIDE 30x3 ROOF VERGE RESTRAINT STRAPS @ 1M C/C FIXED TO 1ST x 3No ROOF SPARS AND BUILT INTO INSULATED CABLED PIKE ENDS TO BOTH SIDES
- INSULATE AS A VAULTED ROOF TO ACHIEVE A MAX 0.18 U VALUE USING KINGSPAN OR SA RIGID P.I.R BD. 100mm CUT AND FITTED BETWEEN JOIST CHAMBERS AND A 2ND 40mm BD ACROSS FACE OF SPARS AND LINED WITH 12.5mm FOIL BACKED GYPSUM BASED BD AND 2mm SKIM ETC

LINTELS. UNLESS SPECIFIED OTHERWISE USE CATNIC TYPE OR SA COUGAR CG 90/100 INSULATED CAVITY BACKED STEEL LINTELS TO NEW WORK AND WINDOW OPENINGS AS DETAIL (B) ONTO MIN 150 END BEARING - ENCASED IN PINK ½HR GYPROC FIRELINE BD AS DOC B ETC

SUSP' FLOOR TO UPPER. G. FLOOR LEVELS

22mm CHIPBOARD FLOOR DECKING ONTO EX 150x50 C16 TREATED SW FLOOR JOISTS FIXED @ 400 c/c FROM EXG WALL ENDS TREATED/WRAPPED AND BUILT INTO MASONARY AND OPP' END INTO M/S/GALV'D FLOOR JOIST HANGERS TO LIMIT POTENTIAL AIR LOSS THRU EXTERNAL WALLS MIN' 90mm END BEARINGS ETC.. AS DETAIL (C)

- PROVIDE SINGLE ROW FLOOR JOIST STRUTTING @ MID SPAN
- " " STAINLESS STEEL JOIST STRAPS @ 800 c/c @ 90° TO SPAN OF JOISTS I.E FROM SIDE/RETURN WALLS FIXED TO TOPS OF 1ST x 3No FLOOR JOISTS ETC.
- 140 100mm ROCKWOOL QUILT SOUND INSULATION TO FLOOR JOIST CHAMBERS AS DOC E2 ABOVE 12.5mm FOILBACKED GYPSUM BASED CEILING BOARDS ETC

AS DETAIL (C) 500 HIGH (MIN) RAILINGS + BALUSTERS ON TOP

UPSTAND/PARAPPET WALL @ 600

STRUCTURAL STEELWORK;. REFER TO STRUCTURE ENGINEERS CALCS/DETAILS (BY OTHERS) TO FOLLOW FOR STEEL SECTIONS, SIZES, BOLTED/PLATED CONNECTIONS. PADSTONES ETC FOR BEAMS (B1) AS DETAIL (A) INC POINT LOAD/CONNECTION DETAIL OF (B2) TO INNER LEAF OF BEAM (B1) (B3)/PLATE DETAIL OVER BI-FOLD DOORS AS DETAIL (C) AND ANY OTHER SUCH CALCS AND DETAILS DEEMED REQD ON SITE CONTRACTORS AND/OR LABC ETC.

- DO NOT SCALE THE DRAWINGS FOR ANY MEASUREMENTS WHATSOEVER... ALWAYS SITE MEASURE IN SITU... ETC..

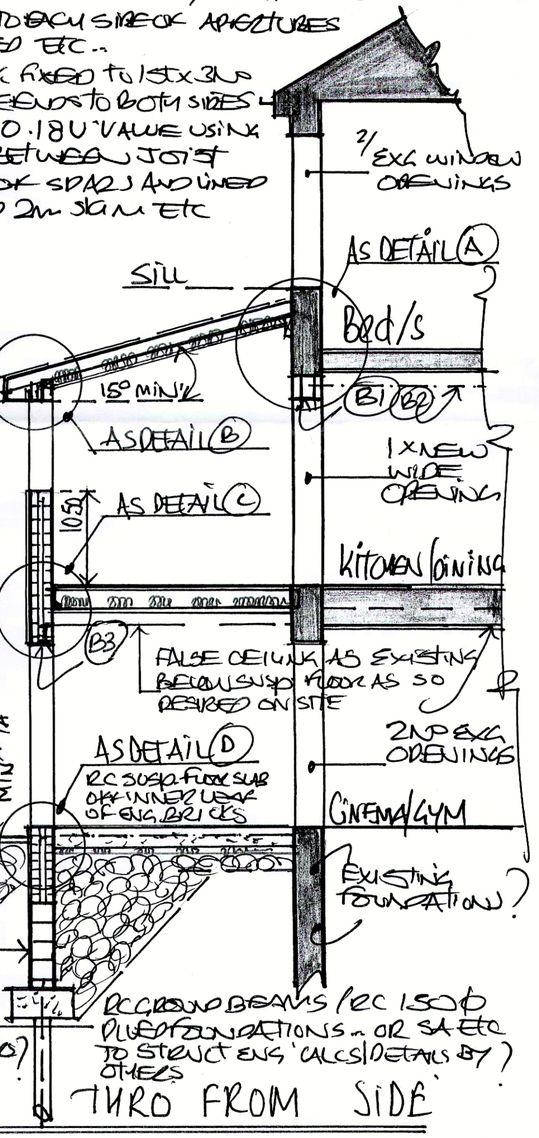


1:50 SECTION THRO FROM SIDE

SUSP' FLOOR SLAB to LOWER GROUND FLOOR LEVELS

- ENGINEER DESIGNED RC SUSP' FLOOR SLAB DUE TO AMOUNT OF STONE BACKFILLING REQD BEHIND STRUCTURAL RETAINING WALL BY STRUCTURAL ENGINEERS ETC
- 150/200 THK SUSP' 'CONC' SLAB REINFORCED WITH A393 MESH 50 TOP COVER AS ENGINEERS CALCS/DETAILS TO FOLLOW BY OTHERS CAST ONTO 100mm JABOECK TYPE OR SA FLOOR INSULATION TO ACHIEVE MAX 0.22 'U' VALUE AND 1000g VISQUEEN DPM 300 SIDE-END LAPS ONTO WELL COMPACTED GRANULAR MATERIAL/STONE FORMATION TO SUPPORT SLAB & PREVENT DEFLECTION ETC
- REINSTATE DECKING TO VERANDAH @ MIN 150mm BELOW FLOOR LEVEL/DOOR THRESHOLD ETC AS DOC C.

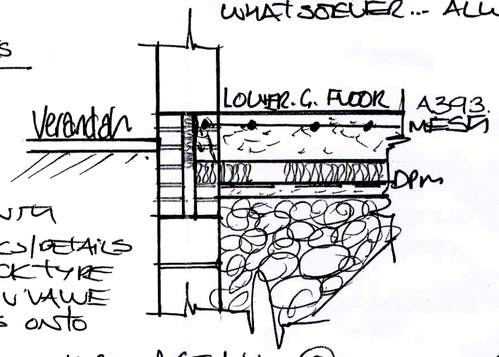


1:20 DETAIL (D)

FOUNDATIONS SUBJECT TO PREVAILING SITE AND GROUND CONDITIONS AND ULTIMATELY TO THE FULL SATISFACTION AND APPROVALS OF LABC ETC.. AND DUE TO GROUND LEVELS - DIFFERENCES ETC SUGGEST ENGAGING SERVICES OF CHARTERED STRUCTURAL ENGINEERS (AS STEELSEC) TO CALCULATE, DESIGN, DETAIL AND QUALIFY SUITABLE RC RETAINING WALLS, GROUND BEAMS/PILING SYSTEM OF FOUNDATIONS AND RC SUSP FLOOR SLAB TO SUIT CONDITIONS PREVELANT.. ALL DETAILS/CALCS TO BE FORWARDED TO LABC FOR APPROVALS PRIOR TO WORKS COMMENCING...

- CONCRETE TRENCH BLOCK USED TO BE CELCON (H) 300. ENG' BRICKS USED TO BS 3921 ETC
- IF ADVISED BY LABC THAT SITE LIES WITHIN 250m OF A LANDFILL SITE THEN A "VISQUEEN" TYPE OR SA GAS MEMBRANE TO BE USED IN LIEU OF STANDARD TO NOT ONLY PREVENT MOISTURE PENETRATION BUT ALSO METHANE, RADON, CARBON ETC AND INSTALLED AS MANUFACTURERS RECOMMENDATION/ER
- UPON COMPLETION OF FOUNDATIONS/RETAINING WALLS/RC SUB. BACKFILL BOTH SIDES IN CLEAN STONE TO EXTERNAL GROUND REINSTATEMENT LEVELS MIN 150 BELOW DOOR THRESHOLD/FLOOR LEVELS ETC.

DRG N°: 7