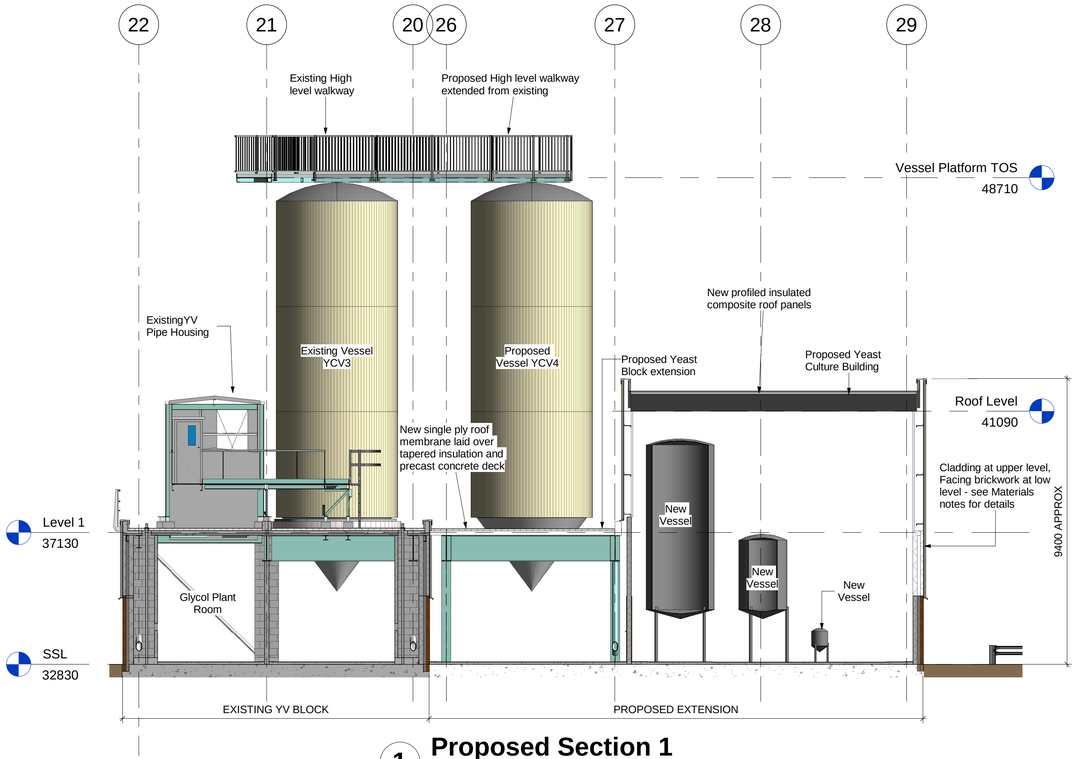

1 Proposed Section 1
1 : 100

MATERIALS

WALLS: Facing brickwork Carlton Brick Brown Rustic to lower half of building with Brown Smooth below dpc level with profiled insulated metal system cladding above in colour: Honesty (BS10C31). All to match existing Yeast Block.

GUTTERS, RWPs, FASCIAS, FLASHINGS and LOUVRES: to match colour of adjacent cladding/wall materials.

FLAT ROOF TO YEAST BLOCK EXTENSION: Single ply roofing membrane applied to new areas of flat roof in colour: light grey.

MONOPITCH ROOF TO NEW YEAST CULTURE BUILDING: profiled insulated metal cladding system in colour: Goosewing Grey.

VESSELS: Side outer cladding skin to be profiled metal, colour: Honesty (BS10C31). Dome cap section of the vessel to be stainless steel.

HANDRAILS, WALKWAYS and ASSOCIATED STRUCTURE: Galvanised Steel.

DOORS: Steel doorsets finished in RAL 5002 Ultramarine Blue

LOUVRE PANELS: Polyester powder coat finished galvanised steel weather louvres in colour RAL 8028 Terra Brown

VISIBLE PLANT/SERVICING COWLS, HOUSINGS and SURROUNDS: Finished colour to match the background wall or roof cladding against which they are located.

All materials and colours to match/complement existing.

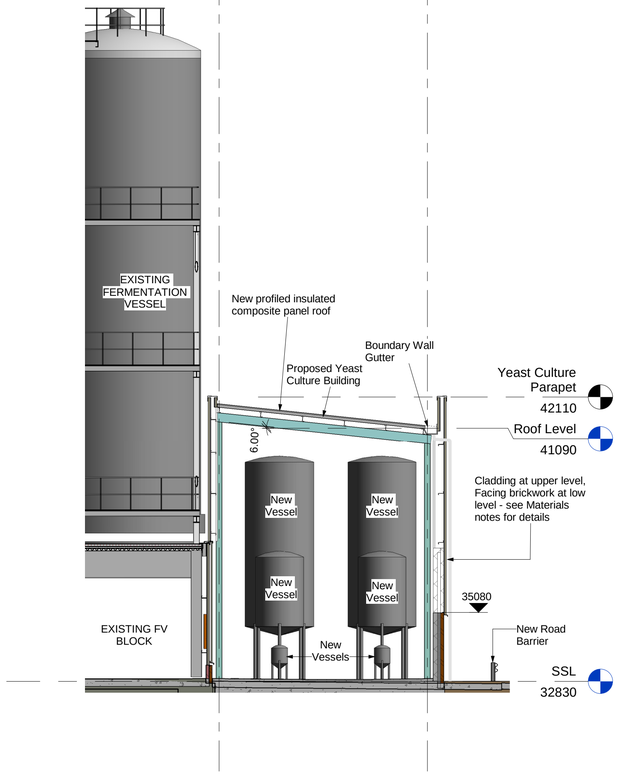

2 Proposed Section 2
1 : 100

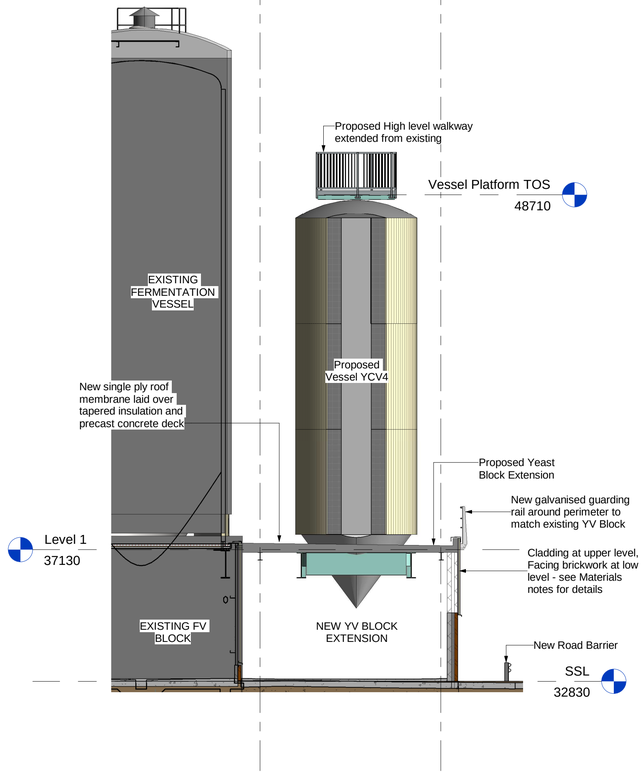

3 Proposed Section 3
1 : 100

0 5 10 15 20 METRES

SCALE 1:100

Revit Model Location \\NOD-DC2012R2-01\RedirectedFolders\SueWheatCroft\My Documents\7975-NDA-XX-XX-M3-Z-0001 YV Block Extension Planning Stage Model_suewheatcroft.rvt

Print Date and Time: 12/01/2018 17:20:18

General Notes:

1. The drawings, design and all information contained therein are the sole copyright of Norder Design Associates (NDA) and reproduction in any form is forbidden unless permission is obtained in writing.
2. This drawing is to be read in conjunction with all other relevant Architects, Engineers and specialists drawings, details and specifications.
3. Conflicting information shown on the NDA drawings or discrepancies between the information given by NDA and that provided by others must be referred to NDA before work proceeds.
4. Dimensions must not be scaled from this drawing.
5. Dimensions marked 'dimension to be site checked' are subject to confirmation by site measurement before construction proceeds.
6. Subcontractor surveys, such as for the purposes of steelwork installation, take precedence over `site dimensions' indicated on this drawing. All surveys should ensure an accurate fit of components.
7. Temporary works associated with the construction of the project shall be the responsibility of the Principal Contractor.
8. Where any temporary works or scaffolding are required the Principal Contractor shall appoint a competent and suitably experienced Temporary Works Coordinator (TWC). Refer to BS 5975 for guidance on temporary works and the role of a TWC.
9. Calculations and drawings of all Contractor designed structural items associated with NDA's design responsibilities shall be submitted to the Engineer for comment at least 10 days prior to manufacture. Any comments made by NDA do not absolve the Contractor of his design responsibilities.

REV	DATE	AMENDMENT	BY
P2	12-01-18	Length of Yeast Culture building increased by 1m & Yeast Culture Building roof modified from Single Ply membrane flat roof to insulated composite panel monopitch roof meaning increase in parapet height.	SW
P1	18-12-17	Issued For Planning	MJG

CLIENT

HEINEKEN

PROJECT

Yeast Block Extension
Manchester Brewery

Planning Drawing

DRAWING TITLE

Proposed Sections

NORDER
Consulting Engineers and Architects
Beech Lawn, Green Lane, Belper, Derby DE56 1BY
Tel: 01773 824414 Fax: 01773 823305
e-mail: enquiries@norder.co.uk

SCALE
As indicated SHEET SIZE A1

DATE	DRAWN	CHECKED
12/11/17	MJG	KPD

DRAWING NO. REV
7975-NDA-XX-XX-DR-A-6001 P2