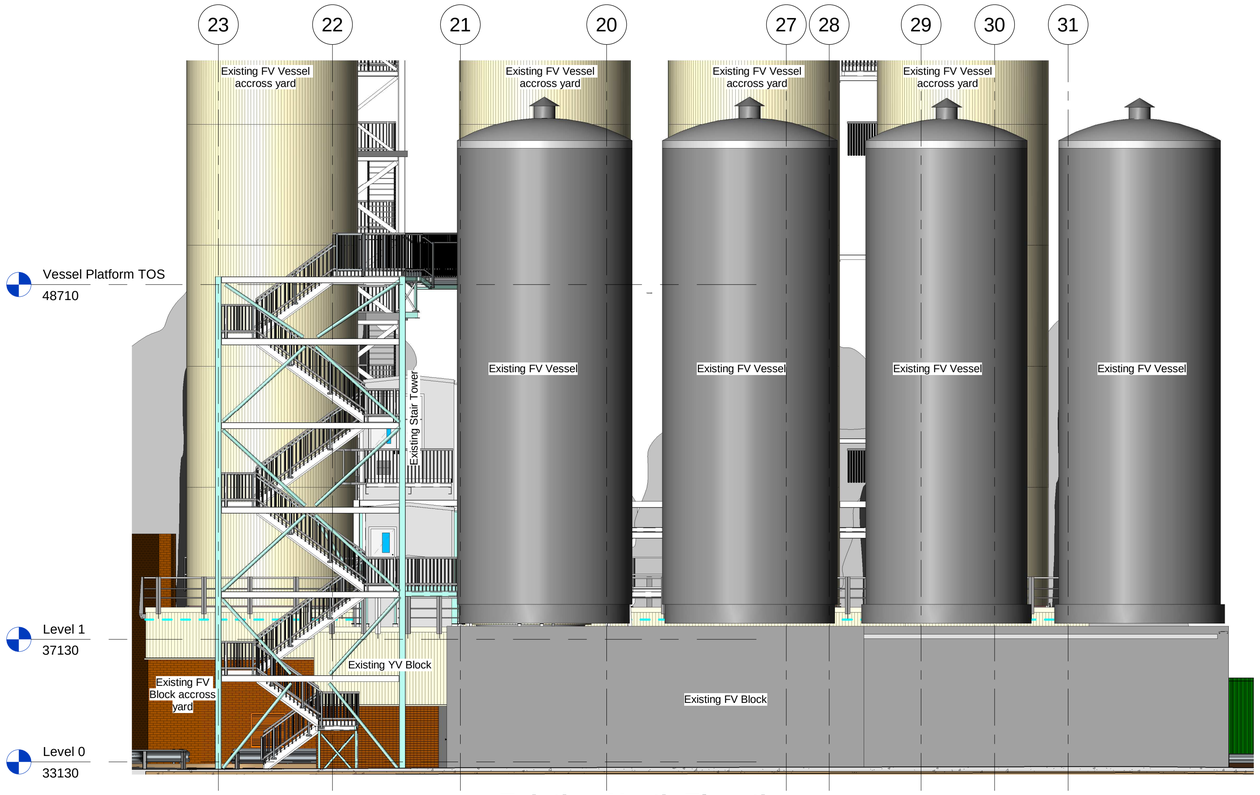

1 Existing North Elevation

1 : 100

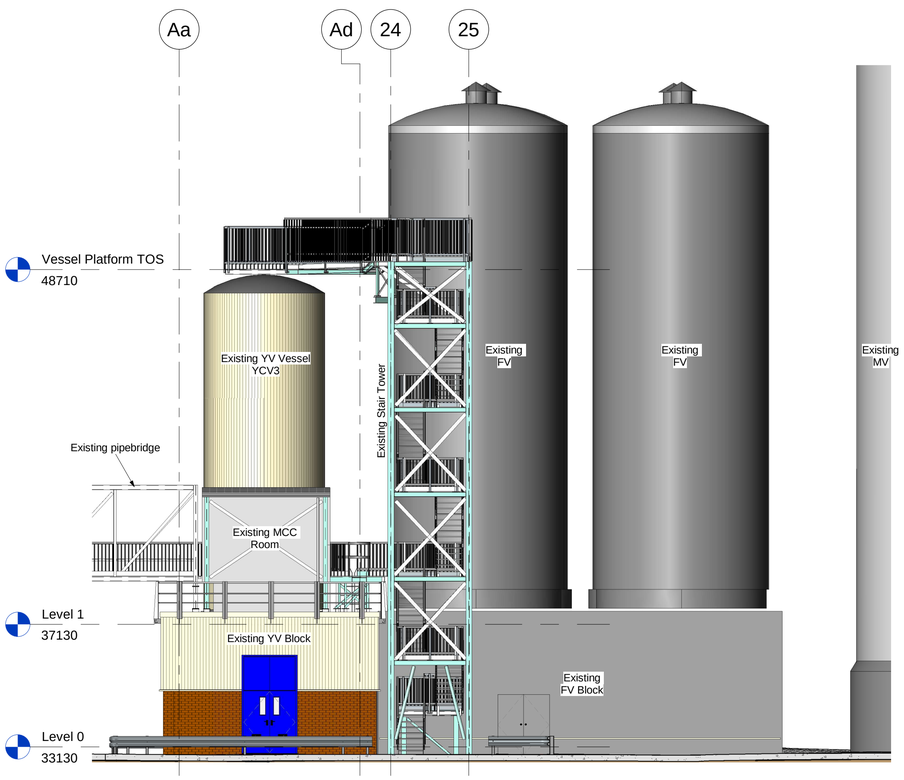

2 Existing East Elevation

1 : 100

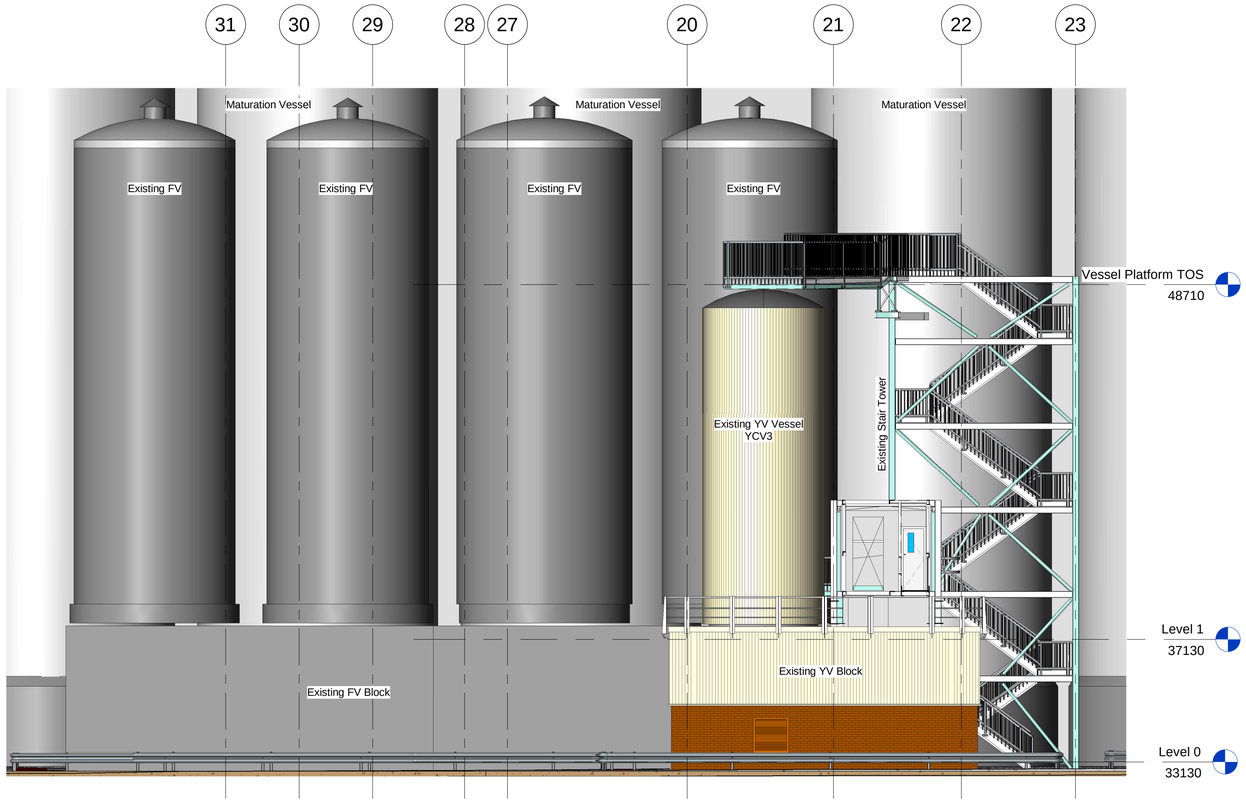

3 Existing South Elevation

1 : 100

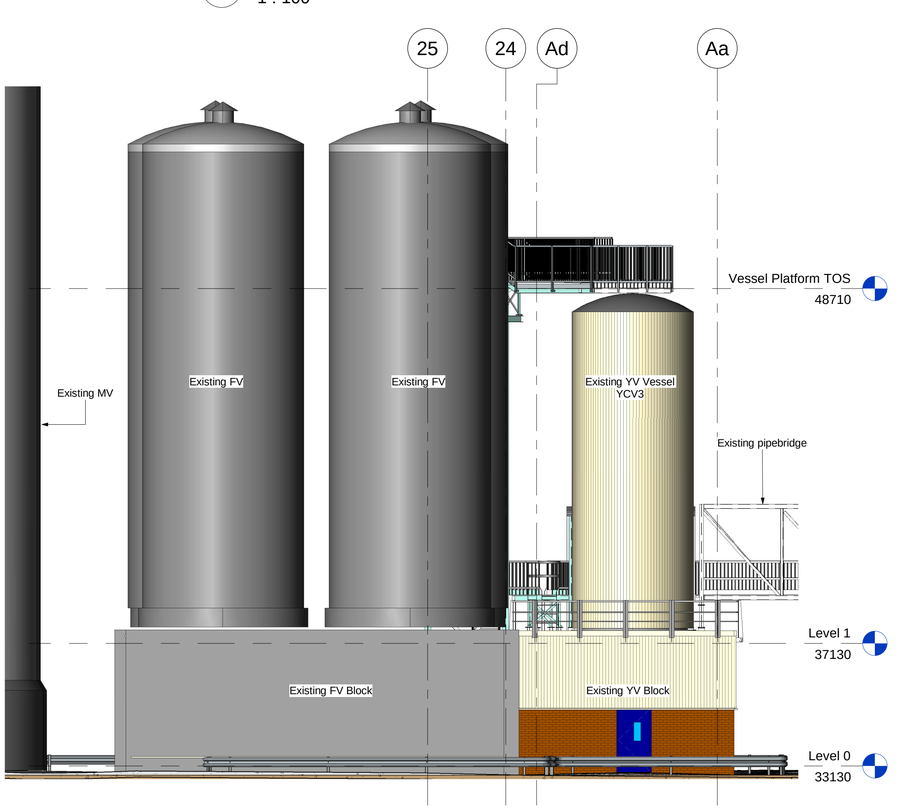

4 Existing West Elevation

1 : 100

0 5 10 15 20 METRES

SCALE 1:100

Revit Model Location \\NOD-DC2012R2-01\RedirectedFolders\SueWheatCroft\My Documents\7975-NDA-XX-XX-M3-Z-0001 YV Block Extension_suewheatcroft.rvt

Print Date and Time: 18/12/2017 14:45:35

General Notes:

1. The drawings, design and all information contained therein are the sole copyright of Norder Design Associates (NDA) and reproduction in any form is forbidden unless permission is obtained in writing.
2. This drawing is to be read in conjunction with all other relevant Architects, Engineers and specialists drawings, details and specifications.
3. Conflicting information shown on the NDA drawings or discrepancies between the information given by NDA and that provided by others must be referred to NDA before work proceeds.
4. Dimensions must not be scaled from this drawing.
5. Dimensions marked 'dimension to be site checked' are subject to confirmation by site measurement before construction proceeds.
6. Subcontractor surveys, such as for the purposes of steelwork installation, take precedence over `site dimensions' indicated on this drawing. All surveys should ensure an accurate fit of components.
7. Temporary works associated with the construction of the project shall be the responsibility of the Principal Contractor.
8. Where any temporary works or scaffolding are required the Principal Contractor shall appoint a competent and suitably experienced Temporary Works Coordinator (TWC). Refer to BS 5975 for guidance on temporary works and the role of a TWC.
9. Calculations and drawings of all Contractor designed structural items associated with NDA's design responsibilities shall be submitted to the Engineer for comment at least 10 days prior to manufacture. Any comments made by NDA do not absolve the Contractor of his design responsibilities.

REV	DATE	AMENDMENT	BY
P1	18-12-17	Issued For Planning	MJG

CLIENT

HEINEKEN

PROJECT

Yeast Block Extension
Manchester Brewery

Planning Drawing

DRAWING TITLE

Existing Elevations

NORDER
Consulting Engineers and Architects
Beech Lawn, Green Lane, Belper, Derby DE56 1BY
Tel: 01773 824414 Fax: 01773 823305
e-mail: enquiries@norder.co.uk

SCALE
1 : 100 SHEET SIZE A1

DATE	DRAWN	CHECKED
12/11/17	MJG	KPD

DRAWING NO. REV
7975-NDA-XX-XX-DR-A-5501 P1