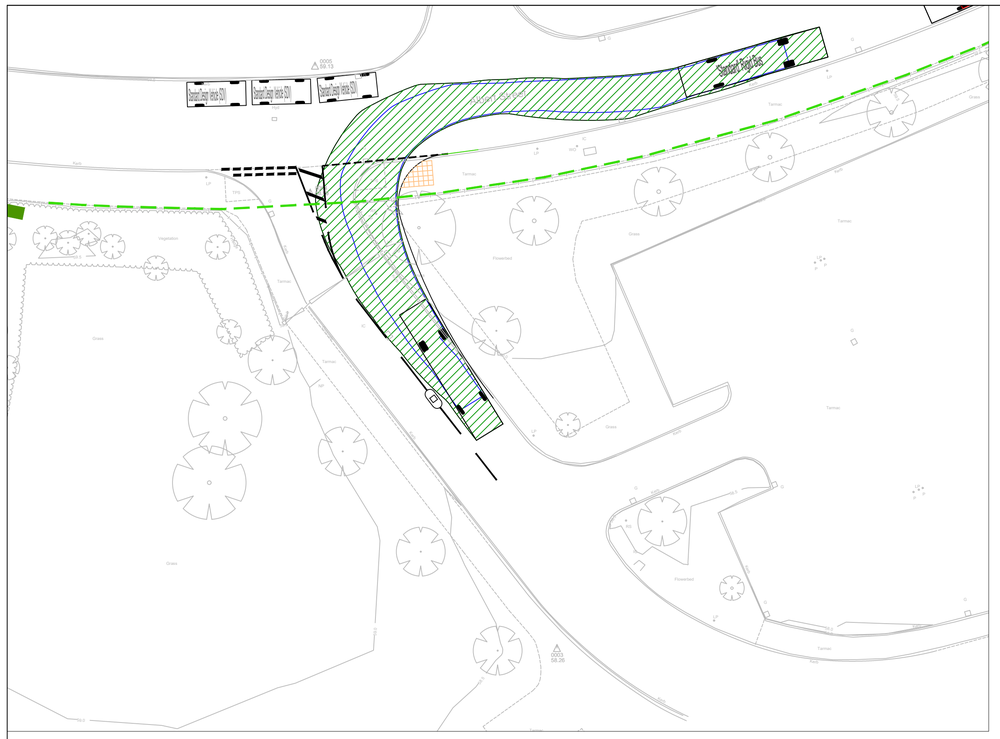

RIGID BUS - LEFT TURN IN FROM ALBERT STREET
SCALE 1:250

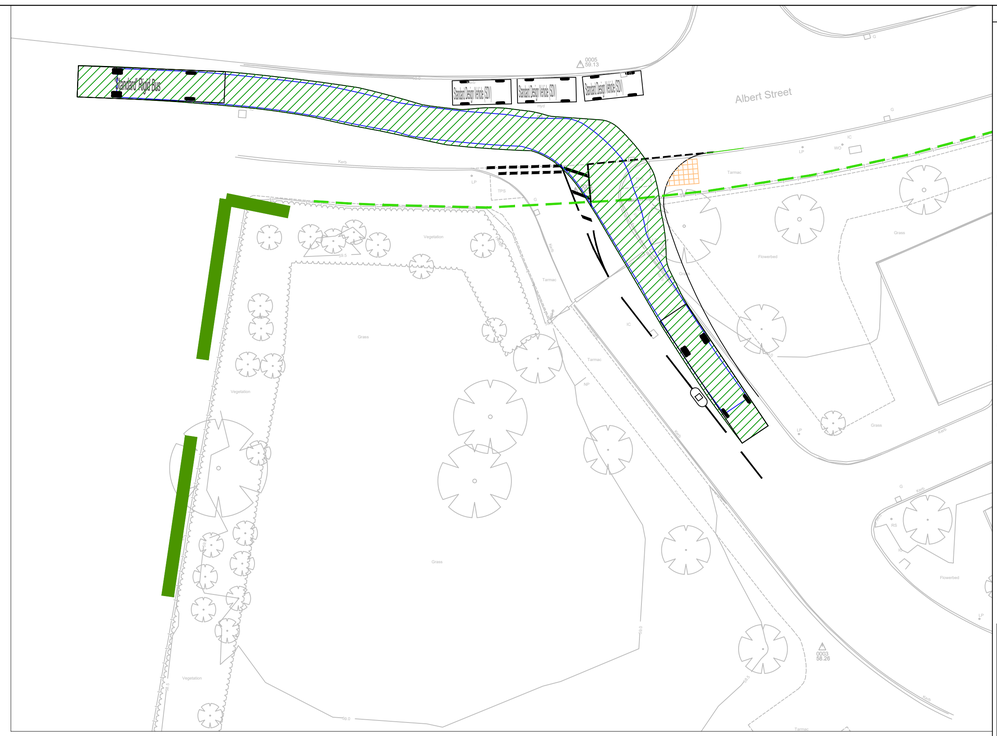

RIGID BUS - RIGHT TURN IN FROM ALBERT STREET
SCALE 1:250



RIGID BUS - LEFT TURN OUT ONTO GREY MARE LANE
SCALE 1:250



RIGID BUS - LEFT TURN IN FROM ALBERT STREET
SCALE 1:250

Notes

1. This drawing should not be scaled and only used for its intended purpose.
2. This drawing is to be read in conjunction with all other relevant drawings/information
3. All dimensions are in metres unless stated otherwise.
4. Original topographical survey data provided by Survey Sytems, August 2018.
5. The Highway Works shall be inspected/supervised by representatives of Manchester City Council. Prior to commencing work the contractor shall provide a detailed construction programme.
6. All levels to be checked by the Contractor at the start of works and any discrepancies notified to the Engineer.
7. All highway works shall comply fully with the Manchester City Council specification and where necessary the relevant sections of the Design Manual for Roads and Bridges, Specification and British Standards For Highway Works.
8. All materials to bare the relevant B.S. Kitemark and comply fully with the Specifications. All concrete & concrete products must use sulphate resistant cement (unless the site investigation report proves that sulphate attack from soils and groundwater will not occur).
9. Presence of Statutory Undertakers equipment in the highway should be verified by the Contractor on site prior to starting any works. The Contractor should confirm the location of all stats plant by hand dug trial trenches prior to commencing any works. Allowance for the presence of all stats appropriate protection / diversion measures is to be put in place by the Contractor (unless stated otherwise) where stats equipment are found to be within the area of highway works. Necessary diversion/protection requirements to be agreed with service provider.
10. Until technical approval has been obtained from Manchester City Council, it should be understood that all drawings issued are NOT for Construction.

VEHICLE PROFILE - 12.0m RIGID BUS

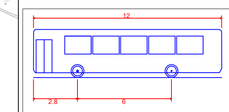

'Standard' Rigid Bus	
Overall Length	12.000m
Overall Width	2.550m
Overall Body Height	3.069m
Min Body Ground Clearance	0.309m
Track Width	2.350m
Lock to lock time	4.00s
Wall to Wall Turning Radius	10.771m

KEY

Highway Boundary

Rev	Date	Revision Details	Drn	Des	Chk	App

Pell Frischmann
9 ACORD BUSINESS PARK, STOCKPORT, SK4 1AS
Telephone +44 (0)7548 273 897
Email: pfmanchester@pellfrischmann.com
www.pellfrischmann.com

Client: EAST MANCHESTER ACADEMY

Project: EAST MANCHESTER ACADEMY
S278 WORKS

Drawing Title: PROPOSED VEHICLE TRACKING

Scale	Drawn	Designed	Checked	Approved
AS SHOWN				
Original Drawing Size A1	Date	Date	Date	Date

Drawing Status: PRELIMINARY

Drawing Number									Revision
101923	PF	01	ATR	DR	HW	001			P01
Project	Originator	Volume	Location	Type	Role	Number			

© Copyright 2018 Pell Frischmann Limited. The concepts and information contained in this document are the property of Pell Frischmann Limited. Use or copying of this document in whole or part without the written permission of Pell Frischmann constitutes an infringement of copyright. Limitation: This drawing has been prepared on behalf of, and for the exclusive use of Pell Frischmann's Client, and is subject to, and issued in accordance with, the provisions of the Contract between Pell Frischmann and the Client. Pell Frischmann Limited accepts no liability or responsibility whatsoever for, or in respect of, any use of, or reliance upon, this drawing by any third party.

DRAWING FILE: I:\WM-FILE-IT\Engineering\Manchester Academy\Drawings\Drawings\101923-East Manchester Academy\Drawings\101923-PF-ATR-DR-HW-001.dwg

metres 50 40 30 20 10 0 10