05 TRIAL PITS

CONDITION 29 - PHOTOGRAPHIC RECORD - MINSHULL HOUSE

internal - trial pits

Following preliminary discussions with MCC in January 2018, a series of trial pits were instructed within the Listed Building (locations shown on adjacent plan). These were to allow the design team to fully understand the existing footings.

Excavation of each of the trial pits was closely monitored by Mount Anvil`s Heritage Projects Design Manager, Chris Billington. A watching brief was carried out during the excavation and a photographic record prepared, by way of this document, for subsequent review by Manchester City Council and the archaeologist. On completion of the trial pits, an inspection was carried out by WML.

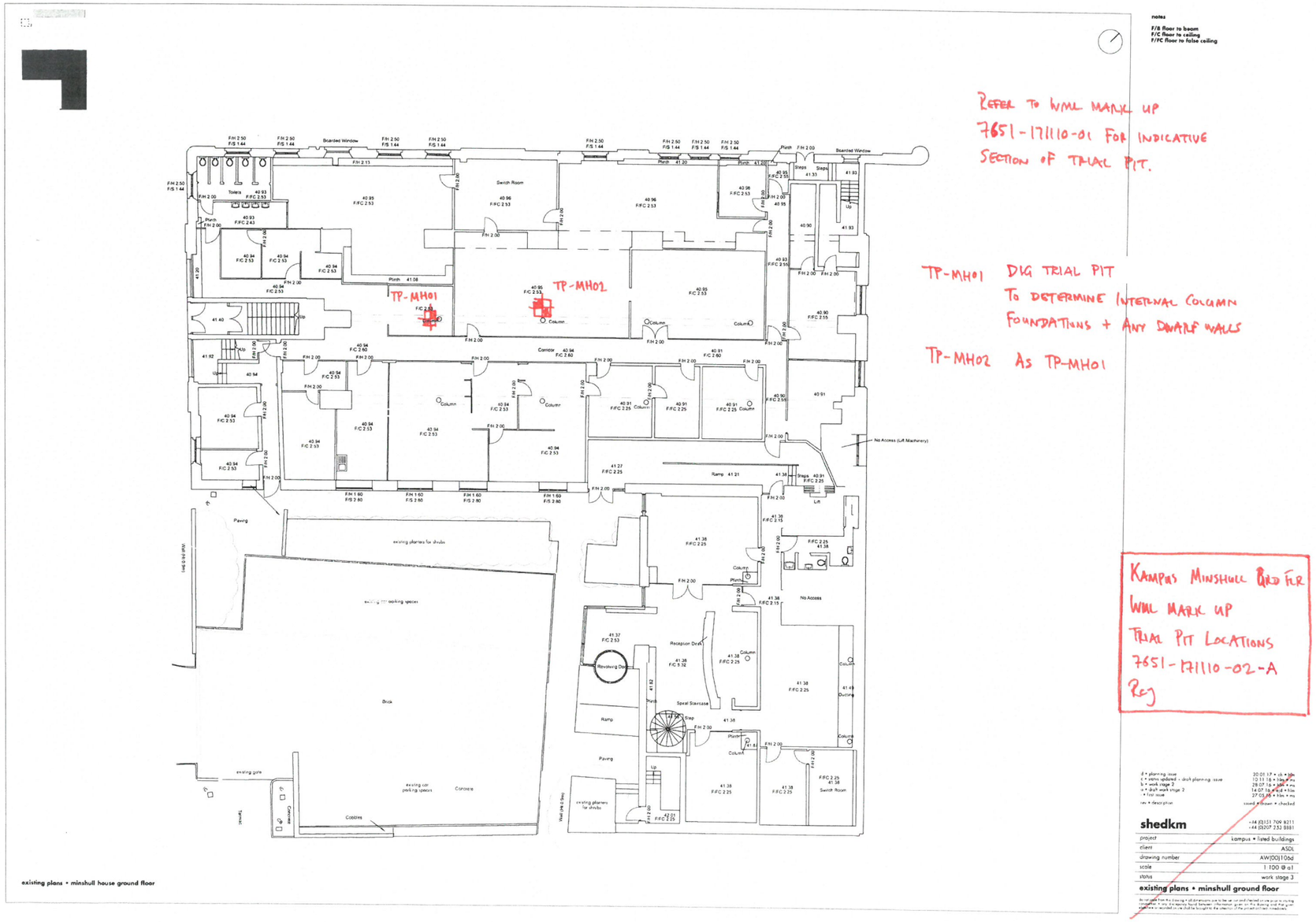

WML mark-up of ground floor plan locating trial pits.



01



02



03

internal - trial pits

01 - TP MH01
02 - TP MH01
03 - TP MH01



01



02



03



04

internal - trial pits

01 - TP MH02
02 - TP MH02
03 - TP MH02
04 - TP MH02

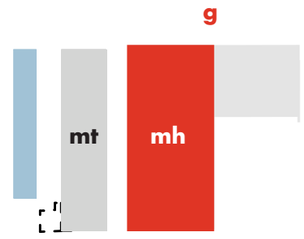

internal - trial pits

Following the soft strip of the ground floor, additional trial pit locations were proposed to understand footings to understand the previous alterations to this space, i.e. the introduction of a composite concrete/ metal deck slab and reinforced concrete support walls in order to assist the team in the development of detailed proposals.

Photographic record of these pits can be found on the following page.

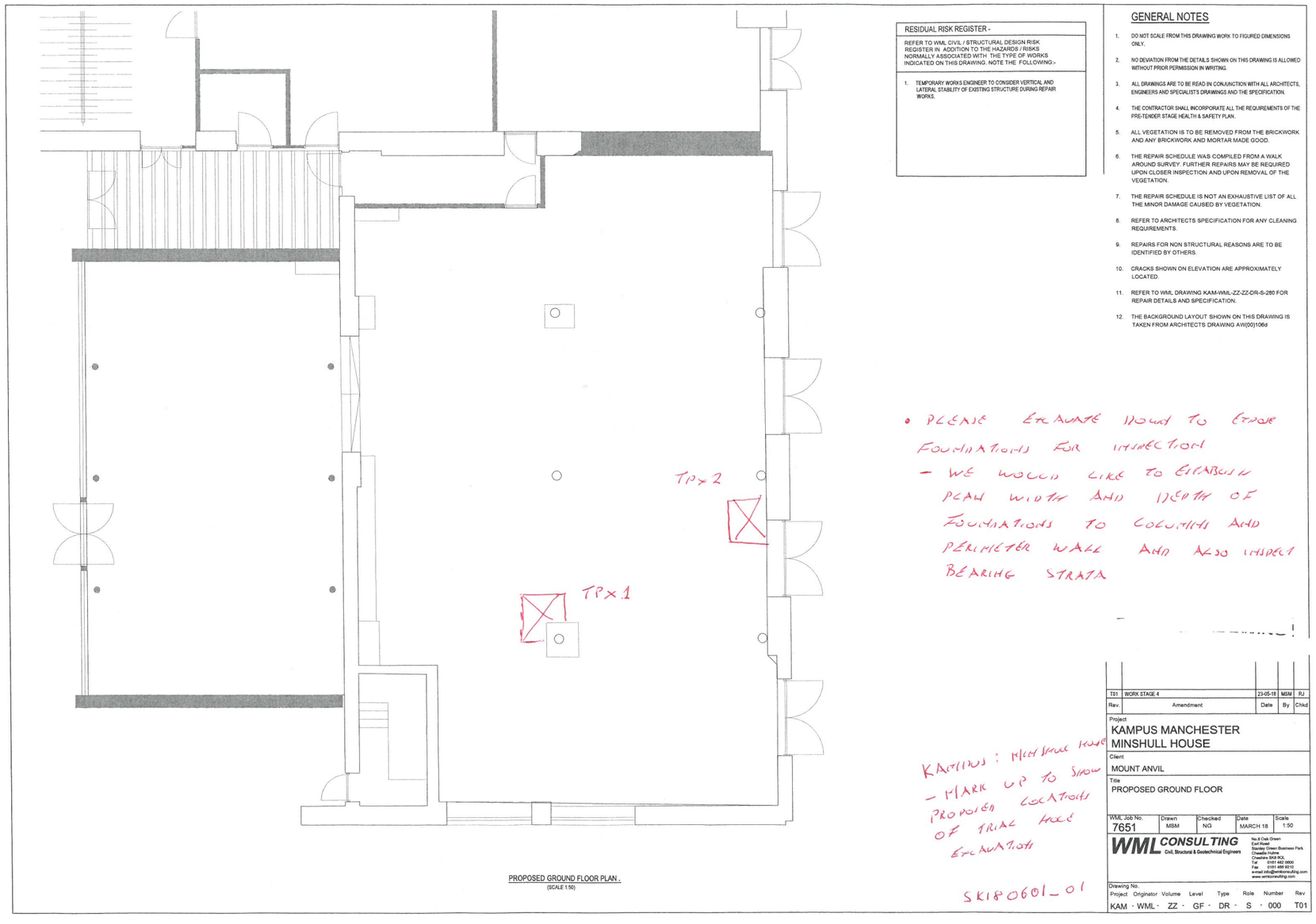

RESIDUAL RISK REGISTER -

REFER TO WML CIVIL / STRUCTURAL DESIGN RISK REGISTER IN ADDITION TO THE HAZARDS / RISKS NORMALLY ASSOCIATED WITH THE TYPE OF WORKS INDICATED ON THIS DRAWING. NOTE THE FOLLOWING:-

1. TEMPORARY WORKS ENGINEER TO CONSIDER VERTICAL AND LATERAL STABILITY OF EXISTING STRUCTURE DURING REPAIR WORKS.

GENERAL NOTES

1. DO NOT SCALE FROM THIS DRAWING WORK TO FIGURED DIMENSIONS ONLY.
2. NO DEVIATION FROM THE DETAILS SHOWN ON THIS DRAWING IS ALLOWED WITHOUT PRIOR PERMISSION IN WRITING.
3. ALL DRAWINGS ARE TO BE READ IN CONJUNCTION WITH ALL ARCHITECTS, ENGINEERS AND SPECIALISTS DRAWINGS AND THE SPECIFICATION.
4. THE CONTRACTOR SHALL INCORPORATE ALL THE REQUIREMENTS OF THE PRE-TENDER STAGE HEALTH & SAFETY PLAN.
5. ALL VEGETATION IS TO BE REMOVED FROM THE BRICKWORK AND ANY BRICKWORK AND MORTAR MADE GOOD.
6. THE REPAIR SCHEDULE WAS COMPILED FROM A WALK AROUND SURVEY. FURTHER REPAIRS MAY BE REQUIRED UPON CLOSER INSPECTION AND UPON REMOVAL OF THE VEGETATION.
7. THE REPAIR SCHEDULE IS NOT AN EXHAUSTIVE LIST OF ALL THE MINOR DAMAGE CAUSED BY VEGETATION.
8. REFER TO ARCHITECTS SPECIFICATION FOR ANY CLEANING REQUIREMENTS.
9. REPAIRS FOR NON STRUCTURAL REASONS ARE TO BE IDENTIFIED BY OTHERS.
10. CRACKS SHOWN ON ELEVATION ARE APPROXIMATELY LOCATED.
11. REFER TO WML DRAWING KAM-WML-ZZ-ZZ-DR-S-280 FOR REPAIR DETAILS AND SPECIFICATION.
12. THE BACKGROUND LAYOUT SHOWN ON THIS DRAWING IS TAKEN FROM ARCHITECTS DRAWING AW(00)106d

• PLEASE EXCAVATE DOWN TO EXPOSE FOUNDATIONS FOR INSPECTION
– WE WOULD LIKE TO ESTABLISH PLAN WIDTH AND DEPTH OF FOUNDATIONS TO COLUMNS AND PERIMETER WALL AND ALSO INSPECT BEARING STRATA

KAMPUS : MINSHULL HOUSE
– MARK UP TO SHOW PROPOSED LOCATIONS OF TRIAL HOLE EXCAVATIONS

SK180601_01

Rev.	Amendment	Date	By	Chkd
T01	WORK STAGE 4	23-05-18	MSM	RJ

Project
KAMPUS MANCHESTER
MINSHULL HOUSE

Client
MOUNT ANVIL

Title
PROPOSED GROUND FLOOR

WML Job No.	Drawn	Checked	Date	Scale
7651	MSM	NG	MARCH 18	1:50

WML CONSULTING
Civil, Structural & Geotechnical Engineers

No.8 Oak Green
East Road
Stanley Green Business Park
Cheadle Hulme
Cheshire SK8 6QL
Tel 0161 482 0600
Fax 0161 486 0210
e-mail info@wmlconsulting.com
www.wmlconsulting.com

Drawing No.

Project	Originator	Volume	Level	Type	Role	Number	Rev
KAM	WML	ZZ	GF	DR	S	000	T01

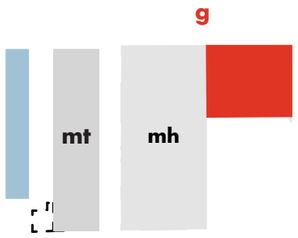



01



02



03



04

internal - trial pits

01 - TP 01
02 - TP 01
03 - TP 02
04 - TP 02

