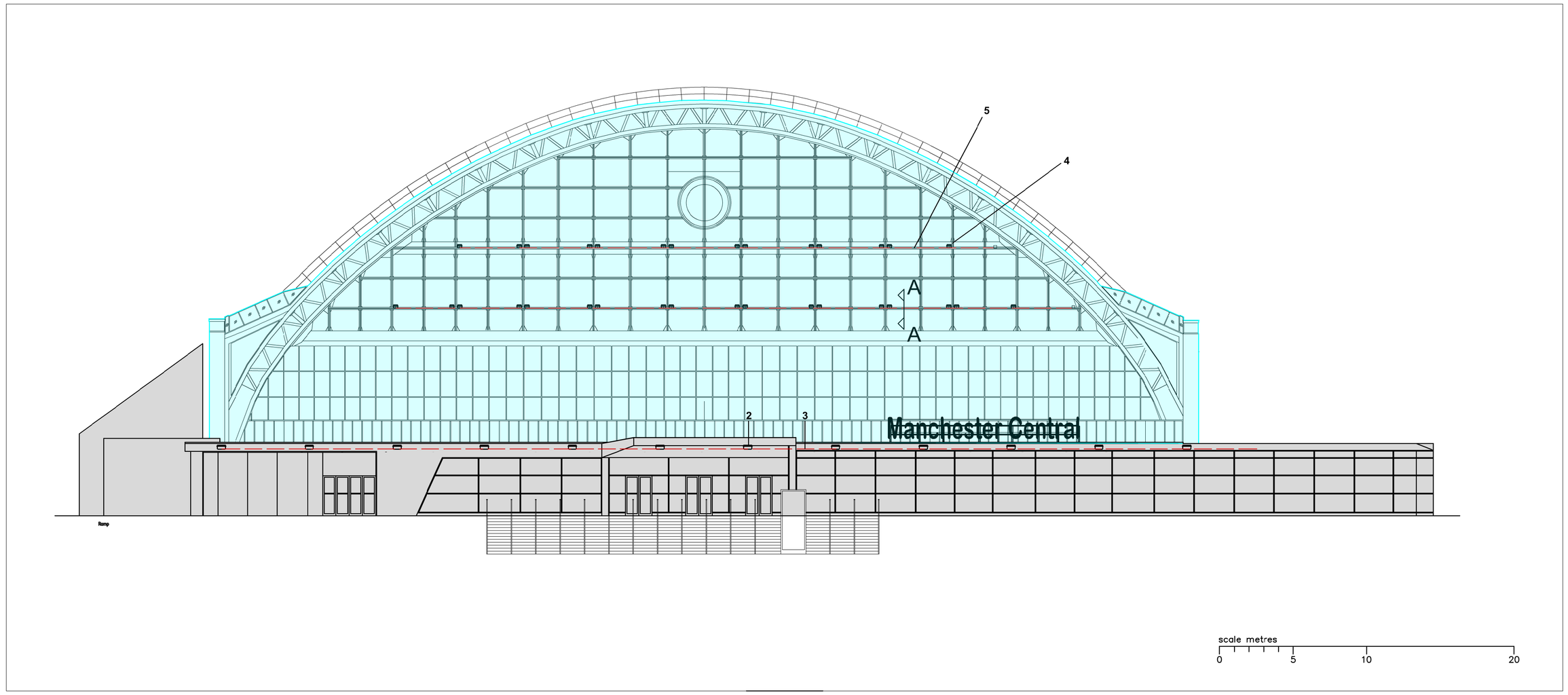

Proposed North East Elevation

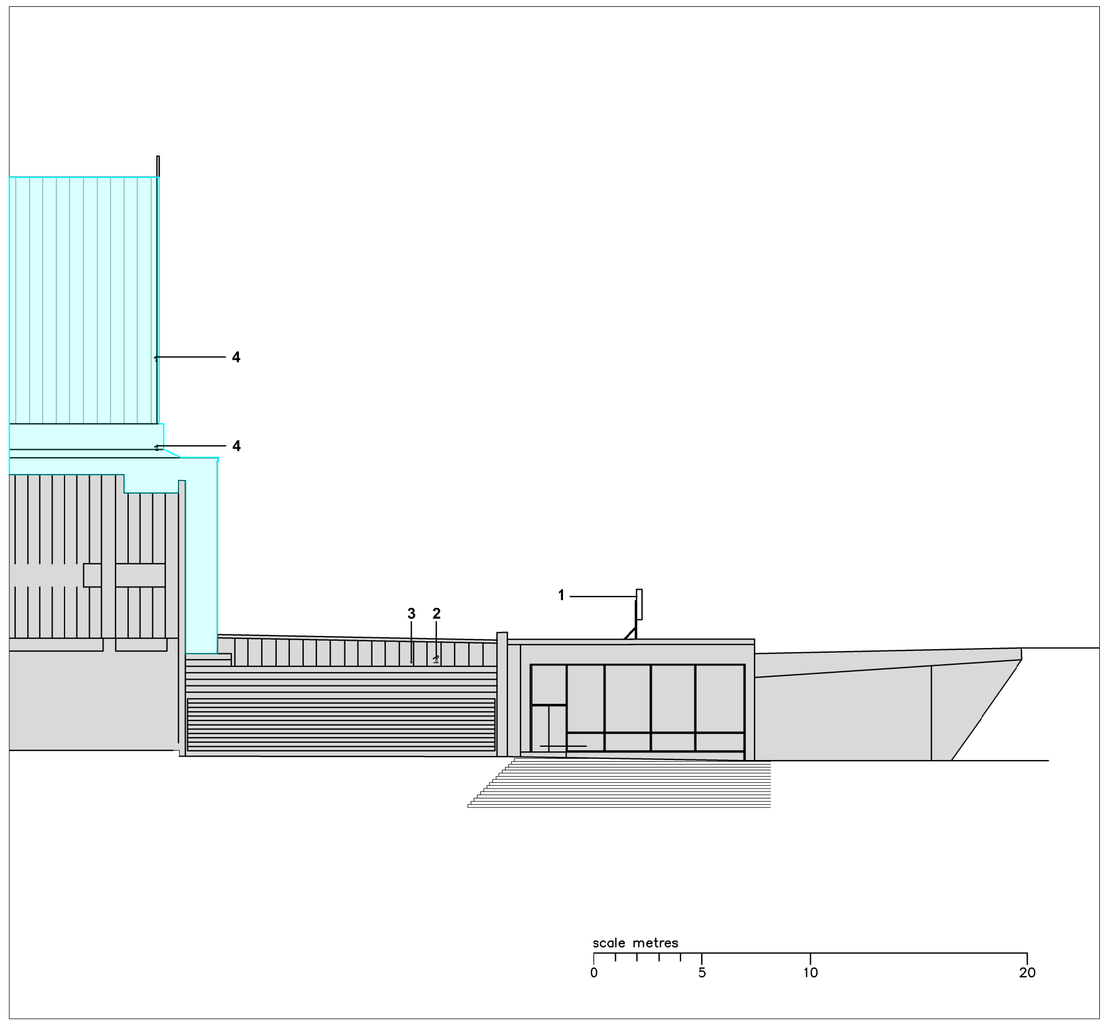

Proposed South East Elevation

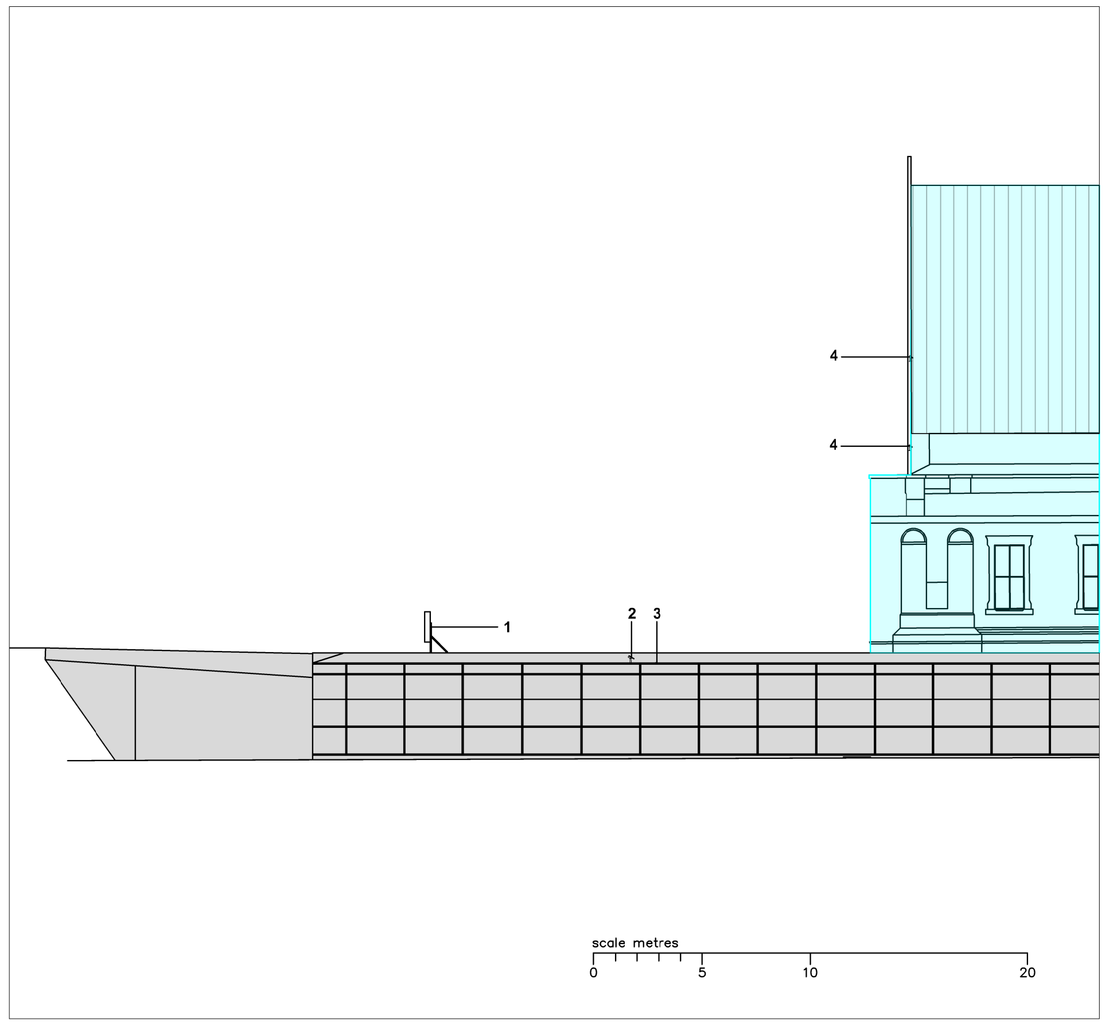

Proposed North West Elevation

Key

Original building

2008 Extension

Notes

1 Roof-mounted, stainless steel, freestanding Manchester Central letters

2 12 no light fittings Type 36Qa concealed behind parapet of extension and attached to non-original fabric of foyer roof

3 Route of cable tray not visible from the front elevation as concealed by the roof parapet.

4 32 no. lighting fittings - Type 8Qa - attached to non original steel gantry

5 Route of cable tray to existing riser (will not be visible on front elevation)

6 **Type 36Qa fittings**
The mounting brackets will be clamped onto the profiled roof material of the non-original 2008 extension. The cable will run in a riser tray also clamped to the roof profile. No fixings are required to the original structure.

7 **Type 8Qa fittings**
Brackets bolted down to galvanised grating and then run lengths of tray bolted to Unistrut clamped to the gratings and then swa cable will be run to various joint boxes and dmx cable clipped to tray for controls
All bracketwork and trays/cabling will only be fiixed to the 1985/6 galvanised gratings. No fixings will be required to be attached to the original wrought iron framework.

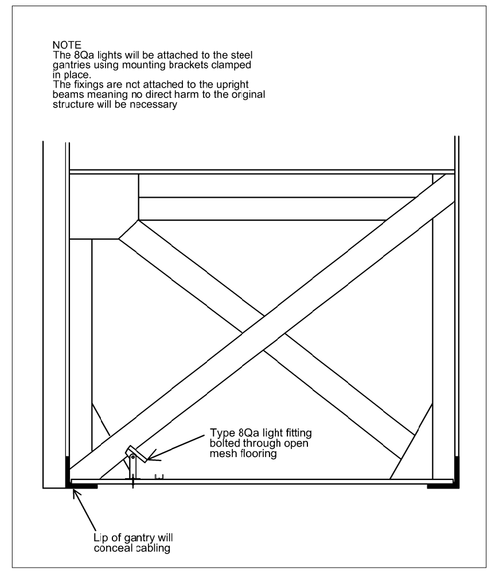

Section AA
scale 1/20

Rev	Date	By	Description

Planning

Richard Drinkwater Architects
Unit 8, Oak Green, Stanley Green Business Park, Cheadle Hulme, Cheadle SK8 6QL
t 0161 358 1101 e richard@drinkwaterarchitects.com

Project	Facade Lighting Scheme
Location	Manchester Central, Windmill Street, Manchester M2 3GX
Title	Proposed Elevations
Drawing No	07487_04
Revision	-
Scale	1:200 @ A1
Drawn By	RD
Date	10.08.18

© Copyright Richard Drinkwater Architects 1998 - 2018