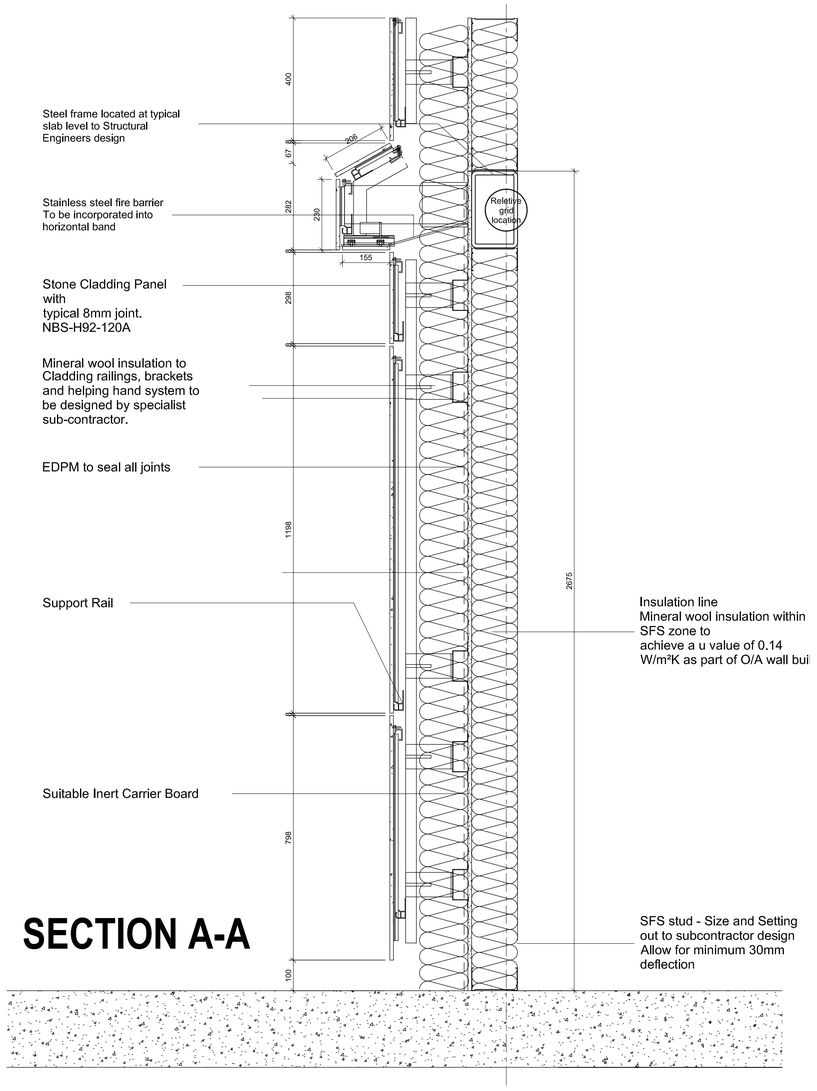

SECTION A-A

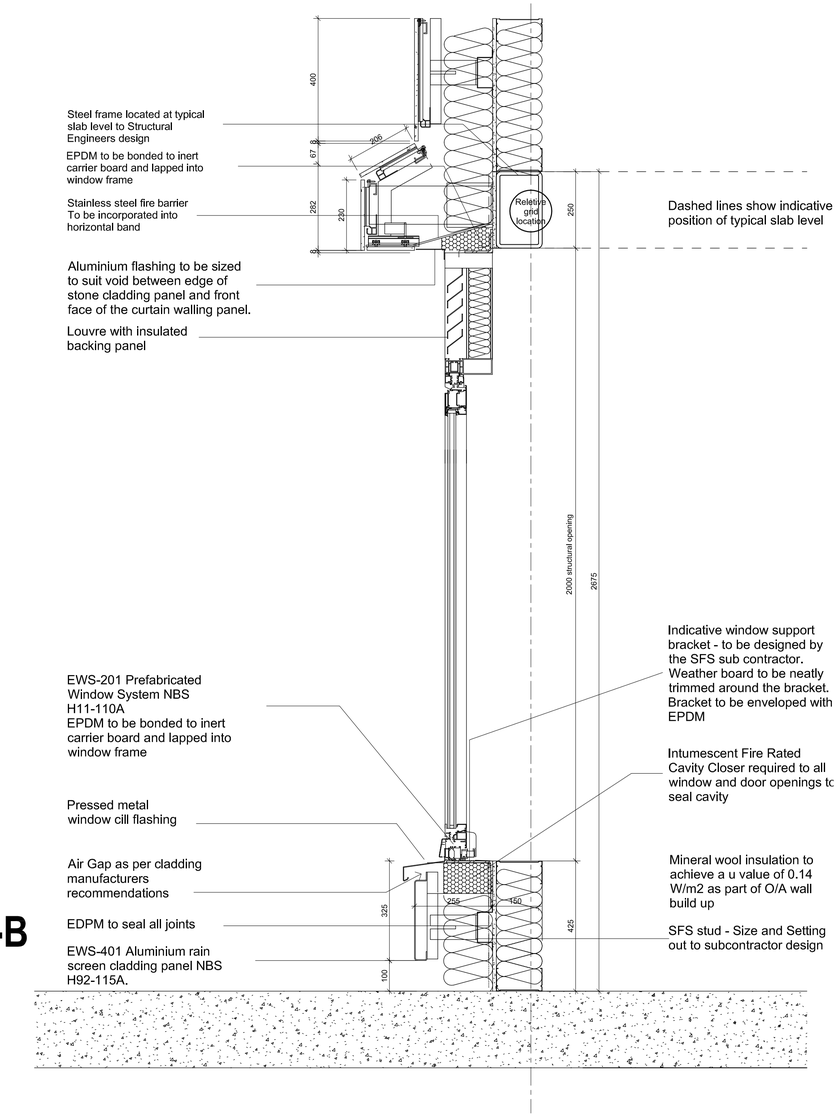

SECTION B-B

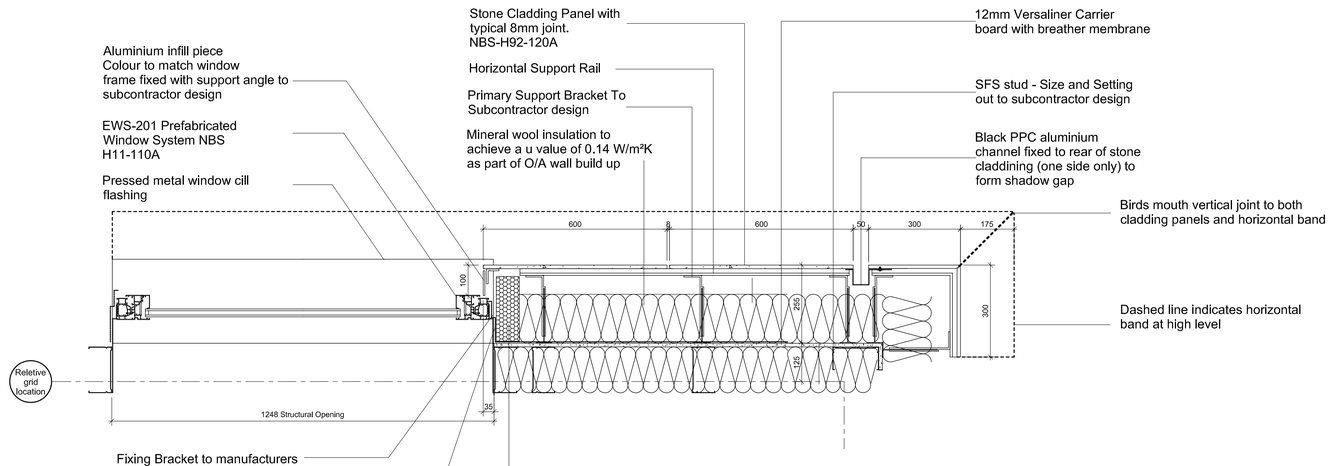

PLAN VIEW

N

KEY PLAN

NOTES

THIS DRAWING MUST NOT BE SCALED.

ALL DIMENSIONS ARE TO BE VERIFIED AND CHECKED ON SITE. ANY DISCREPANCIES THAT ARE, OR BECOME APPARENT SHOULD BE REPORTED TO CHAPMAN TAYLOR.

AREAS INDICATED ARE APPROXIMATE GROSS INTERNAL AREA. THEY RELATE TO THE LIKELY AREAS OF THE BUILDING AT THE CURRENT STAGE OF DESIGN. ANY DECISIONS TO BE MADE ON THE BASIS OF THESE PREDICTIONS, WHETHER AS TO PROJECT VIABILITY, PRE-LETTING, LEASE AGREEMENTS, OR THE LIKE, SHOULD INCLUDE DUE ALLOWANCE FOR THE INCREASES AND DECREASES INHERENT IN THE DESIGN DEVELOPMENT AND BUILDING PROCESS.

© COPYRIGHT CHAPMAN TAYLOR 2017

REV	DATE	BY	DESCRIPTION	CHK'D
C02	05.10.18	AK	UPDATED IN LINE WITH EWC COMMENTS	AK
C01	03.10.18	AK	400MM PANEL ADDED - CLIENT COMMENT	AK
P01	25.09.18	AK	PRELIMINARY	AK

CLIENT
Eric Wright Construction Ltd

PROJECT
Vesta Street
Manchester
M4

ARCHITECT

STRUCTURAL ENGINEER
Scott Hughes design

SERVICES ENGINEER

PURPOSE OF ISSUE
CONSTRUCTION

DRAWING TITLE
Mock-up Drawing
Sheet 02

Scale 1:10 @ A1

INTERNAL JOB NO	ISSUE DATE	DRAWN BY	CHECKED BY
B891-VSM	25.09.2018	AK	AK

ORIGINATOR	ZONE	LEVEL	CATEGORY	NUMBER	REVISION
CTL	XX	XX	99	101	C02