NOTES:
All dimensions must be checked on site and not scaled from this drawing.

Ref.	Date	Revisions	By
P01	02.07.18	PRELIMINARY ISSUE	B.C.
C01	20.08.18	CONSTRUCTION ISSUE	B.C.
C02	07.12.18	REVISIONS AS CLOUDED	B.C.

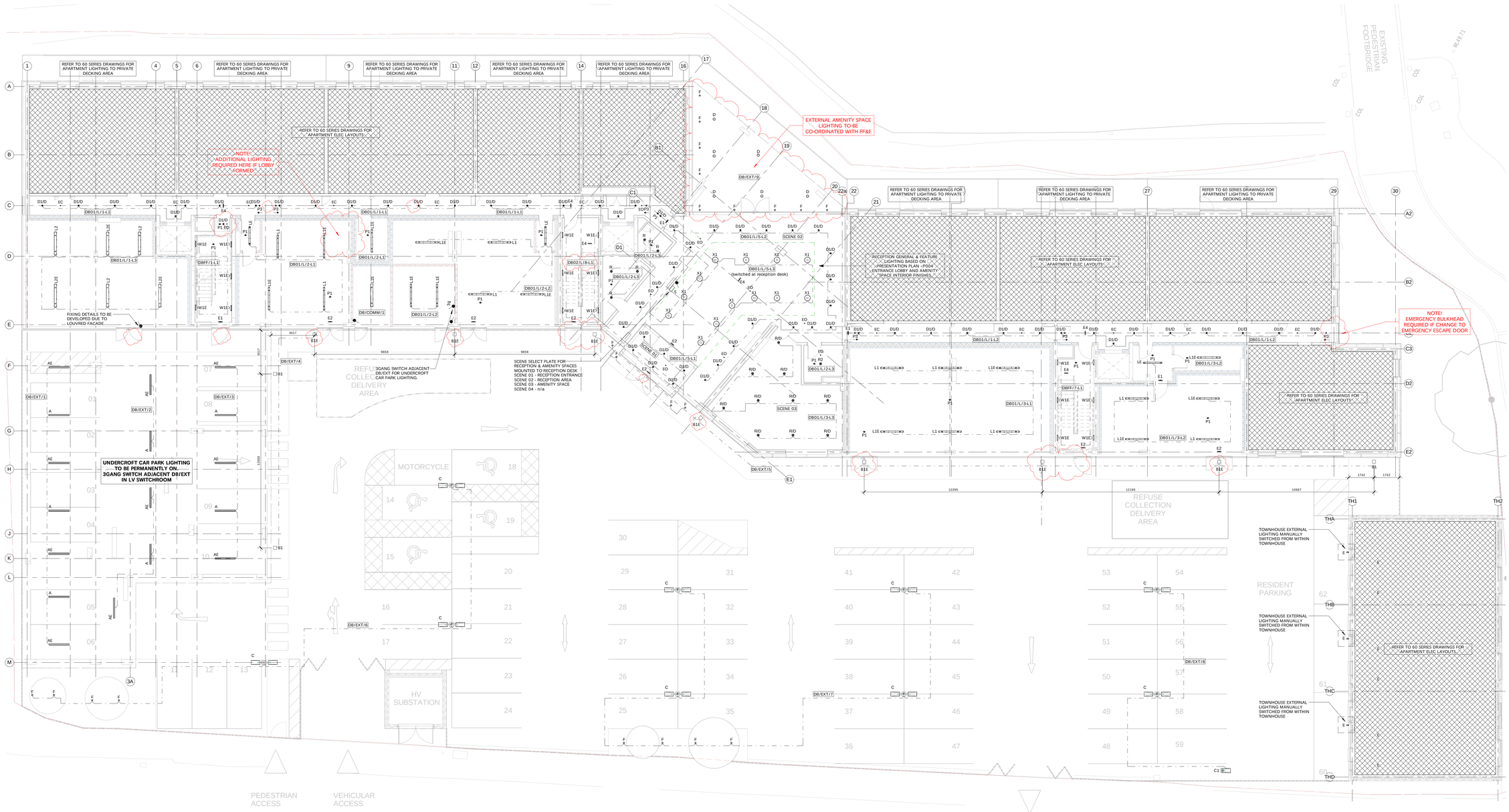

GROUND FLOOR & EXTERNAL LANDLORD LIGHTING LAYOUT

1 : 100

GENERAL NOTES:

1. ALL DIMENSIONS ARE IN MILLIMETRES UNLESS OTHERWISE INDICATED.
2. THIS DRAWING IS TO BE READ IN CONJUNCTION WITH THE DISTRIBUTION BOARD SCHEDULES AND LIGHTING TECHNICAL SUBMITTALS.
3. INTERNAL EMERGENCY EXIT SIGN POSITIONS TO BE ADVISED BY OTHERS IN ACCORDANCE WITH BS5499. INCLUDING ARROW ORIENTATION.
4. PRINCIPAL CONTRACTOR TO ENSURE ALL EMERGENCY EXIT SIGNAGE POSITIONS / DIRECTION ARROWS ARE AGREED WITH BUILDING CONTROL PRIOR TO CONSTRUCTION.
5. ALL EMERGENCY LIGHT FITTINGS TO BE POWERED FROM LOCAL LIGHT CIRCUIT.
6. EMERGENCY LIGHTING TEST SWITCHES TO BE LOCATED WITHIN LOCAL ELECTRICAL SERVICE RISERS.
7. ARCHITECT TO CONFIRM SETTING OUT LOCATIONS OF ALL FIXTURES AND PROVIDE REFLECTED CEILING PLANS FOR SITE USE.
8. CORRIDOR LIGHTING TO DIM TO 20% AFTER A PERIOD OF INACTIVITY.
9. ALL EXTERNAL LIGHTING TO BE CONTROLLED VIA A SINGLE TIME CLOCK AND PHOTOCELL ARRANGEMENT WITH OVERRIDE SWITCH LOCATED AT RECEPTION.

INTERNAL LIGHTING LEGEND:

D1/D	ASTA FIRE RATED DOWNLIGHT - DIMMABLE 1000LM WHI/DALI
R	RAV/13W/IP44/OPAL
R/D	RAV/13W/IP44/OPAL - DIMMABLE
R1	RAV/17W/IP44/OPAL
R2	RAV/25W/IP44/OPAL
LE	WPR/14/4 /2800lm
L1	WPR/15/4/4000lm
L1E	WPR/15/4/4000lm c/w 3 HOUR INTEGRAL EMERGENCY BATTERY
L2	WPR/25/4/6344lm
L2E	WPR/25/4/6344lm c/w 3 HOUR INTEGRAL EMERGENCY BATTERY
W1E	ZMP LED/3217lm EMR
EC	LED2/KIT/CORRIDOR OPTIC/MON
EO	LED2/KIT/OPEN AREA OPTIC/MON
E1	LED EXIT SIGN WALL MOUNTED ARROW UP
E2	LED EXIT SIGN CEILING MOUNTED ARROW DOWN
E3	LED EXIT SIGN CEILING MOUNTED ARROW DOWN
E4	LED EXIT SIGN CEILING MOUNTED DOUBLE SIDED
E5	LED EXIT SIGN CEILING MOUNTED ARROW RIGHT
E6	LED EXIT SIGN CEILING MOUNTED ARROW LEFT
E7	LED EXIT SIGN CEILING MOUNTED ARROW LEFT (DIAGONAL DOWN)

LIGHTING CONTROL LEGEND:

LS	LS1000R LIGHT SPOT
LS	LS1000R LIGHT SPOT - ABSENCE DETECTION
MS	MR2500 DALIF
P4	LONG RANGE PIR MRHSFDALIRSF
P1	LIGHTING CONTROL SWITCH 1 GANG
P2	LIGHTING CONTROL SWITCH 1 GANG-ABSENCE DETECTION
S	SCENE SELECTION PLATE
	CIRCUIT LINE
	SWITCH LEADER

EXTERNAL LIGHTING LEGEND:

A / AE*	MOSCOW/1402MM/2170LM/OP/IP66/4K - CEILING RECESSED E - DENOTES INTEGRAL EMERGENCY
B1 / B1E	LUNA/LED/L6 OPTIC/13W/1205LM - WALL MOUNTED - APPROX 3.5M E - DENOTES INTEGRAL EMERGENCY
C	4M COLUMN C/W BACK TO BACK AIDEN 25W LED (15° TILT)
C1	4M COLUMN C/W 1No AIDEN 29W LED (15° TILT)
D	HEMERA/1100/IP65/4K/BLACK
E	MINI TUBUS/3W/291LM/DIR/4K - WALL MOUNTED (MOUNTING ELEVATION T.B.C. BY ARCHITECT) APPROX 1.9M
F	JED 5502 157B (LED FOOTLIGHT)
EXT	EXTERNAL ANTI PANIC LIGHTING (MOUNTING ELEVATION T.B.C. BY ARCHITECT)

FEATURE LIGHTING LEGEND:

X1	FEATURE PENDANT

EXTERNAL LIGHTING LEVELS

AREA	AVG (lux)	MAX	MIN	MIN/AVG
EXTERNAL CAR PARK	23.2	61.9	6.8	0.29
UNDER CANOPY CAR PARK	79	112	33	0.42
GATEWAY ENTRANCE	26	45.4	15.7	0.59

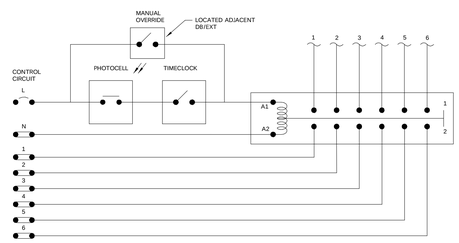

1. DB/EXT/4 - REFUSE COLLECTION AREA BUILDING MOUNTED LIGHTING
2. DB/EXT/5 - RECEPTION/BIKE STORE BUILDING MOUNTED LIGHTING
3. DB/EXT/6 - CAR PARK EXT. LIGHTING COLUMNS 01
4. DB/EXT/7 - CAR PARK EXT. LIGHTING COLUMNS 02
5. DB/EXT/8 - CAR PARK EXT. LIGHTING COLUMNS 03
6. DB/EXT/9 - EXTERNAL AMENITY SPACE

CONTACTOR CONTROL CIRCUIT - DB/EXT/10

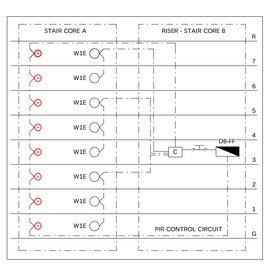

ELECTRICAL POWER SCHEMATIC - STAIR CORE A
N.T.S
(NOTE: ALL CABLING TO BE WIRED IN FP200)

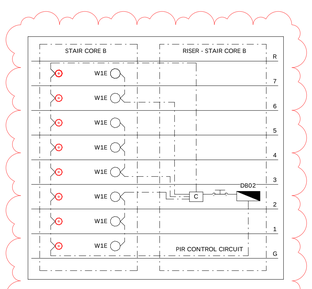

ELECTRICAL POWER SCHEMATIC - STAIR CORE B
N.T.S
(NOTE: ALL CABLING TO BE WIRED IN FP200)

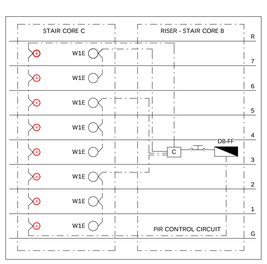

ELECTRICAL POWER SCHEMATIC - STAIR CORE C
N.T.S
(NOTE: ALL CABLING TO BE WIRED IN FP200)

0m 2m 4m 6m 8m 10m

VISUAL SCALE 1:100 @ A0

CONSTRUCTION

ameon
Building Services Engineering
Unit 9-10 Olympic Court, Boardmans Way, Whitehills Business Park, Blackpool, FY4 5GU
Tel: 01253 760160
Fax: 01253 760150
E-mail: info@ameon.co.uk

Client: Eric Wright Construction Ltd Design & Build Division	Job Title: MLDC VESTA	Drawing Title: GROUND FLOOR & EXTERNAL LIGHTING LAYOUT	Date: JUNE 2018
			Scale @ A0: As indicated
			Drawn by: A.T.
			Drawing Number: MC1088-63-0-E001
			Revision: C02

Revit File: W:\00-Ian\00-Revit Local Model's\Brad Croft\Revit 2017\MLV-AME-ZZ-ZZ-M3-U-0001_V2017_P2.1_03.12.18_BCroft.rvt