DO NOT SCALE

120mm THK KINGSPAN TRAPEZOIDAL ROOF KS1000 RW ROOFING PANELS TO ACHIEVE A U-VALUE OF 0.16 W/m²K. EXTERNAL CLADDING COLOUR : RUSSET RED, RAL 3013 FROM KINGSPAN XL FORTÉ CRESCENDO RANGE (TO MATCH EXISTING ROOF COLOUR)

KINGSPAN STREAMLINE GUTTER TO DISCHARGE ONTO EXISTING ROOF. FIXINGS TO MANUFACTURERS RECOMMENDATIONS. GUTTER COLOUR: CREAM , RAL 1015 FROM KINGSPAN XL FORTÉ SYMPHONY RANGE

CUT BACK EXISTING PPC PARAPET WALL CAPPING TO ACCOMMODATE NEW LIFT SHAFT. CONSTRUCT A NEW 50x50x5mm STEEL ANGLE FRAME TO SECURELY RESTRAIN PARAPET WALL AT EACH CUT END, EITHER SIDE OF THE SHAFT. CLOSE OFF WITH NOW PCC APRON TO KINGSPAN DETAILS TO PROVIDE A WATERTIGHT SEAL WITH LIFT SHAFT. NEW APRON FITTED BEHIND CLADDING AND EXTEND ONTO ROOF APPROX 150mm SECURELY FIX TO PARAPET AND SEAL TO ENSURE A WATERTIGHT JUNCTION. NEW PCC CAPPING COLOUR TO BE RAL:100 30 20

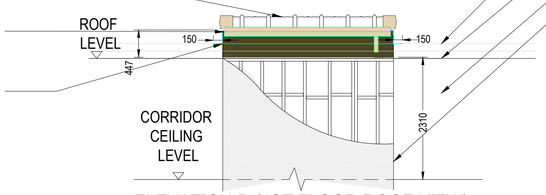


ELEVATION D (1ST FLOOR ROOF VIEW)
(1:50)

EXISTING 1ST FLOOR PARAPET WALL WITH CAPPING

EXISTING ROOF DECK LEVEL

CEILING VOID ABOVE 1ST FLOOR CORRIDOR

60 MIN STUD WALL CONTINUED FROM 1st FLOOR CORRIDOR UP TO EXISTING FLAT ROOF SOFFIT LEVEL

SUPPLY AND FIT A NEW 50x50x5mm STEEL ANGLE SUB-FRAME TO SUPPORT THE CUT BACK VERTICAL CLADDING AND RE-FIT PROFILE METAL CLADDING TIGHT TO THE SIDES OF THE NEW LIFT SHAFT. CLOSE EACH END OF THE CLADDING WITH A 19mm THK CLASS 3 PLY BOARD. INCLUDE FOR A FLASHING/CAPPING STRIP TO SEAL JUNCTION OF PIR CLADDING TO EXISTING PROFILE METAL SHEETING. FINAL DETAIL TO BE AGREED ON SITE

STO INSULATED INFILL COMPRISING:

- 12 MM THICK CEMENT PARTICLE BOARD FIXED TO THE TIMBER FRAMING.
- PRIME CP BOARD WITH STOPLEX W PRIMER.
- INSTALL STO WHITE K70 EPS INSULATION OF 100MM THK ADHERED TO THE CP BOARD WITH EITHER STOLEVELL-UNI OR STO-TURBOFIX ADHESIVE. THE INSULATION SHOULD FINISH FLUSH WITH THE RENDERED / CONCRETE SURFACE IMMEDIATELY ABOVE.
- APPLY A THIN COAT OF STOARMAT CLASSIC PLUS ACROSS THE JOINT BETWEEN INSULATION AND THE EXISTING PANEL ABOVE, AND IMMEDIATELY EMBED A STRIP OF STO-ARMOUR ANGLE, CENTRED OVER THE JOINT. REMOVE ANY EXCESS MATERIAL AND ALLOW TO SET.
- INSTALL 6 MM PVC RENDER STOP BEADS TO THE OUTER EDGES OF THE PANEL TO BE RENDERED (INSULATION AND EXISTING PANEL ABOVE), LEAVING A SUITABLE WIDTH GAP TO ALLOW FOR SUBSEQUENT APPLICATION OF A GUN-APPLIED FLEXIBLE SEALANT (SUGGEST 8 - 10 MM).
- APPLY STOARMAT CLASSIC PLUS TO THE ENTIRE AREA (INSULATION & EXISTING PANEL) TO AN APPROXIMATE THICKNESS OF 3 - 4 MM, IMMEDIATELY EMBED STO-GLASS FIBRE REINFORCING MESH AND TROWEL TO A SMOOTH, FLAT SURFACE. ALLOW TO DRY.
- APPLY STOLIT RENDER FINISH IN A TEXTURE / GRAIN SIZE / COLOUR TO MATCH AS CLOSELY AS POSSIBLE TO THE EXISTING FINISH ABOVE.
- WHEN RENDER COATINGS ARE DRY, APPLY A SUITABLE FLEXIBLE SEALANT (NOT SUPPLIED BY STO LTD) INTO THE RECESS CREATED BETWEEN THE RENDER STOP BEADS AND ADJOINING SURFACES.

SITE MEASURED AND TRIM EXISTING FLASHING DETAIL TO PARAPET CAPPING TO ACCOMMODATE NEW LIFT SHAFT WALLS. INSTALL A NEW PCC CAPPING TO GIVE A CONTINUOUS WATERTIGHT SEAL BETWEEN LIFT WALLS AND PARAPET. DETAILS TO BE CONFIRMED ON SITE

68mm DIA UPVC RWP FROM LIFT ROOF, CUT THROUGH 1ST FLOOR SOFFIT BOARD AND FIXED WITH BRACKETS BACK TO EXTERNAL BRICKWALL, TO DISCHARGE ONTO FLAT ROOF

100mm THK KINGSPAN AWP (FLAT) PANELS TO ACHIEVE A U-VALUE = 0.21 W/m²K. INCLUDE FOR 1% OF LIFT SHAFT FOOT PRINT OR 200x200mm DUCT FOR PRESSURE VENTING AT TOP OF LIFT SHAFT

KINGSPAN CAPPING DETAIL TO HAVE PCC COATING IN COLOUR CREAM, RAL 1015

SUPPLY AND FIT KAWNEER AA110 65mm CURTAIN WINDOW UNITS WITH EXTERNAL CILLS. GLAZING U VALUE TO ACHIEVE 1.1 W/m2K WITH 6mm INNER LOW- E TOUGHENED, 16mm GAP AND 6mm OUTER SOLAR CONTROL TOUGHENED. FRAMES TO BE SUPPLIED WITH A METALLIC ANODISED FINISH TO MATCH EXISTING

MODIFY EXISTING KEY CLAMP ROOF TOP GUARDRAIL TO INCLUDE FOR A GATE SO ACCESS FOR LIFT ROOF CLEANING CAN BE CARRIED OUT

600mm WIDE PERIMETER GUTTER

EXISTING GUARDRAIL MODIFY TO INCLUDE FOR A GATE GIVING ACCESS FOR LIFT ROOF GUTTER CLEANING AND MAINTENANCE

RETAINED VERTICAL PROFILE CLADDING

REMAINING CANOPY ROOF ABOVE ENTRANCE DOOR

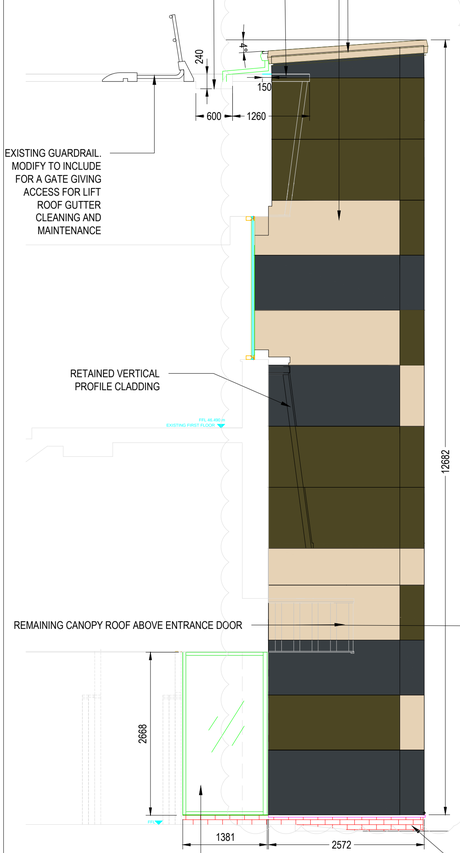


ELEVATION B
(1:50)

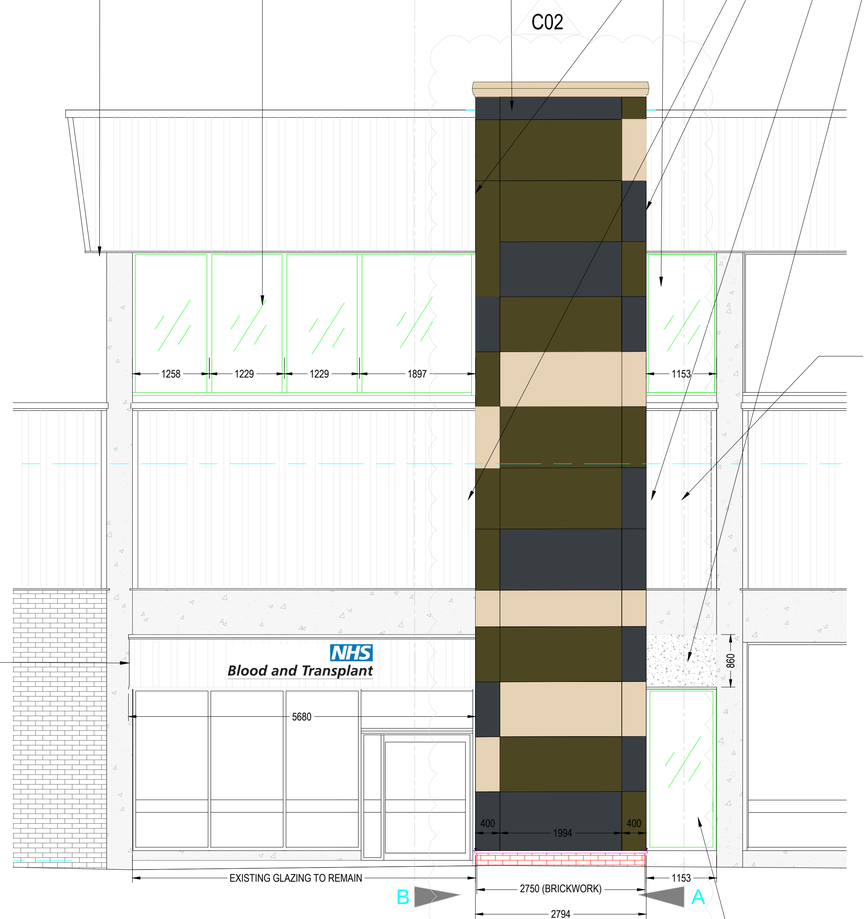


ELEVATION C
(1:50)

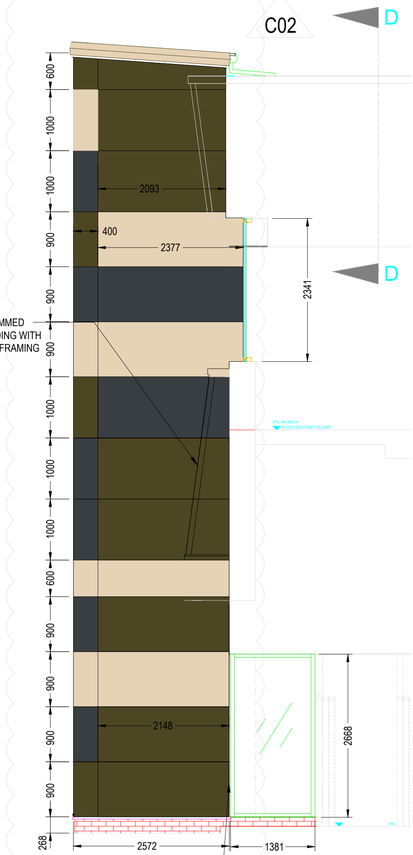


REMAINING TRIMMED PROFILE CLADDING WITH NEW SUPPORT FRAMING

ELEVATION A
(1:50)

SUPPLY AND FIT KAWNEER AA110 CURTAIN WINDOW UNITS WITH CILLS. GLAZING U VALUE TO ACHIEVE 1.1 W/m2K WITH 6mm INNER LOW- E TOUGHENED, 16mm GAP AND 6mm OUTER SOLAR CONTROL TOUGHENED. INC FOR MANIFESTATIONS AS PER BUILDING REGULATIONS AD 'K' DIAGRAM 7.2

CLASS F2 BUFF BRICKWORK PLINTH TO MATCH EXISTING ON FACADE. FINAL BRICK SPEC TO BE AGREED

SUPPLY AND FIT KAWNEER AA110 CURTAIN WINDOW UNITS WITH CILLS. GLAZING U VALUE TO ACHIEVE 1.1 W/m2K WITH 6mm INNER LOW- E TOUGHENED, 16mm GAP AND 6mm OUTER SOLAR CONTROL TOUGHENED. INC FOR MANIFESTATIONS AS PER BUILDING REGULATIONS AD 'K' DIAGRAM 7.2

## SAFETY, HEALTH AND ENVIRONMENTAL INFORMATION

In addition to the hazards/risks normally associated with the types of work detailed on this drawing, note the following:

### CONSTRUCTION

WORKING AT HEIGHT, LIVE SERVICES BELOW GROUND - DRAINAGE BELOW EXCAVATIONS, SECURE STRUCTURE EXPOSED DURING INSTALLATION, LIVE OPERATIONAL SITE OPEN 24/7, MANUAL HANDLING, NOISE, DUST AND VIBRATIONS

### MAINTENANCE/CLEANING

ROOF GUTTER AND OUTLET TO MAINTAIN FROM EXISTING MAIN ROOF, ADAPT EXISTING GUARDRAIL WITH A GATE AND USE PORTABLE MAN-SAFE SYSTEM WHEN SAFE ACCESS FROM EXISTING ROOF REQUIRED

### DECOMMISSIONING/DEMOLITION

It is assumed that all works will be carried out by a competent contractor working, where appropriate, to an approved method statement

KINGSPAN KS1000 AWP FLAT -
FORTE XL - LEATHERGRAIN EFFECT

RAL 1015 BS 10C31 (CREAM)

RAL 7016 ( ANTHRACITE)

RAL 100 30 20 (OLIVE GREEN)

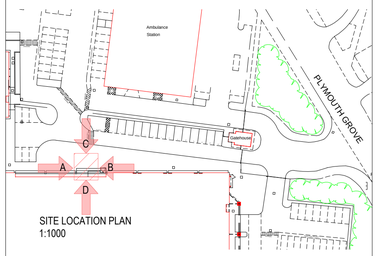


SITE LOCATION PLAN
1:1000

| Rev. | Date | Description | By | Chk'd | App'd |
|---|---|---|---|---|---|
| C02 | 03/09/2018 | CONTRACT ISSUE WITH AMENDED CLADDING PANEL COLOUR LOCATIONS | AS | AL | PS |
| C01 | 01/06/2018 | CONTRACT ISSUE WITH AMENDED LIFT CLADDING DIMS AND COLOUR SPEC DETAILS. CRANKED CORNERS ADDED. CLADDING OMITTED AND 60min FIRE WALL ADDED ABOVE 1st FLOOR SUSPENDED CEILING LEVEL | AS | AL | PS |
| T02 | 06/06/2017 | TENDER | AS | AL | PS |
| T01 | 31/03/2017 | Issued for Information | AS | AL | PS |

Drawing Status: CONTRACT ISSUE

Suitability: A2

ATKINS
3100 Century Way
Thorpe Park
Leeds
LS15 8ZB

Tel: +44 (0)113 3066000
Fax: +44 (0)113 3066002
www.atkinsglobal.com

Copyright © Atkins Limited (2017)

Client: NHS Blood and Transplant

Project Title: NHSBT MANCHESTER DONER CENTRE PASSENGER LIFT PROJECT

Drawing Title: PROPOSED LIFT SHAFT ELEVATIONS

| Scale | Designed | Drawn | Checked | Authorised |
|---|---|---|---|---|
| 1:50 | AS | AS | AL | PS |
| Original Size: A1 | Date: 02/05/17 | Date: 02/05/17 | Date: 31/05/17 | Date: 02/06/17 |

Drawing Number: 5151842-ATK-NHS-XX-DR-A-00-004

Revision: C02