

1 E Existing
1 : 100



2 N Existing
1 : 100



3 S Existing
1 : 100

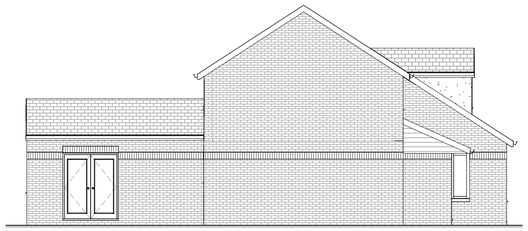

4 W Existing
1 : 100

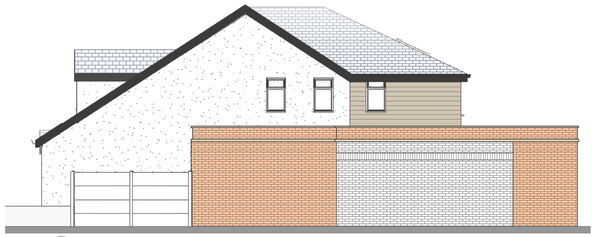

5 E Proposed
1 : 100



6 N Proposed
1 : 100



7 S Proposed
1 : 100

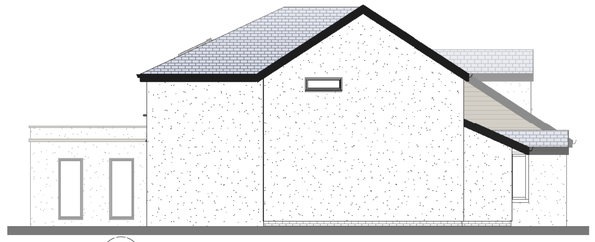

8 W Proposed
1 : 100

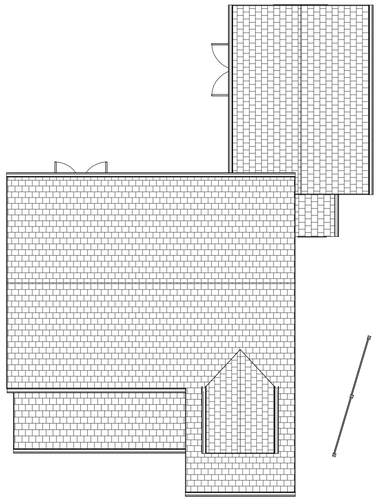

9 Roof Plan Existing
1 : 100

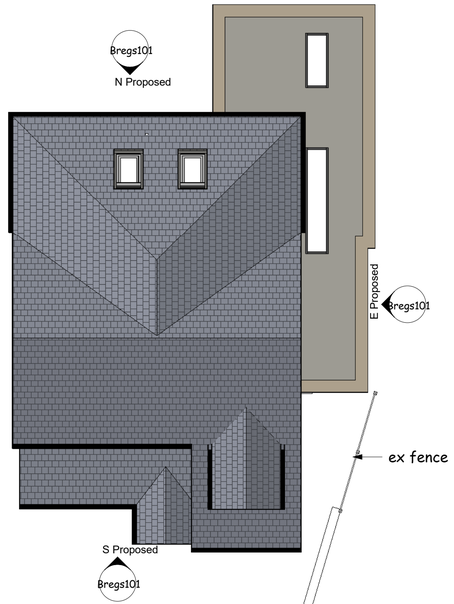

10 Roof Plan Proposed
1 : 100

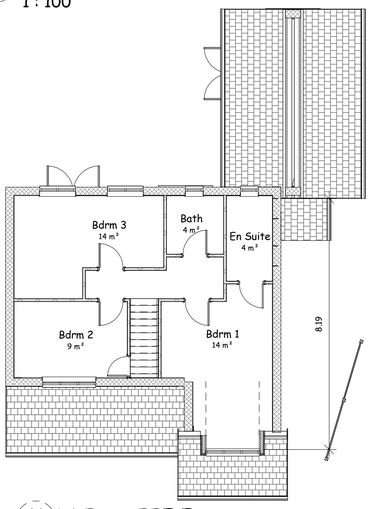

11 L1 First FFE Existing
1 : 100

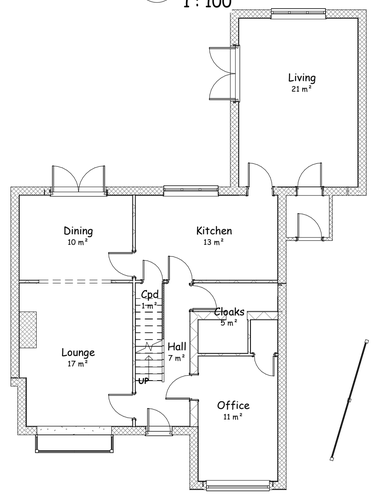

12 L0 Ground FFE Existing
1 : 100



WALL AND GATES SIMILAR TO IMAGE
COLOURS TO MATCH HOUSE
MAX HIEGHT .8m to 1m AGL

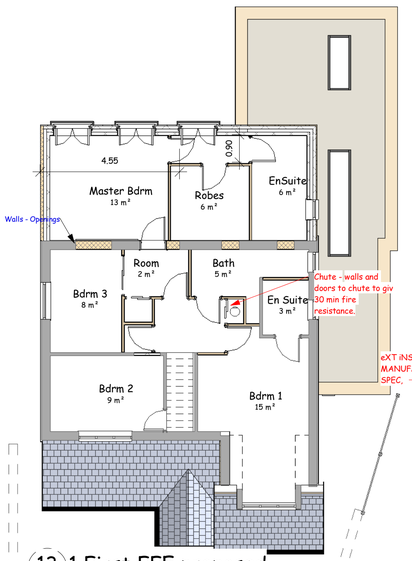

13 1 First FFE proposed
1 : 100

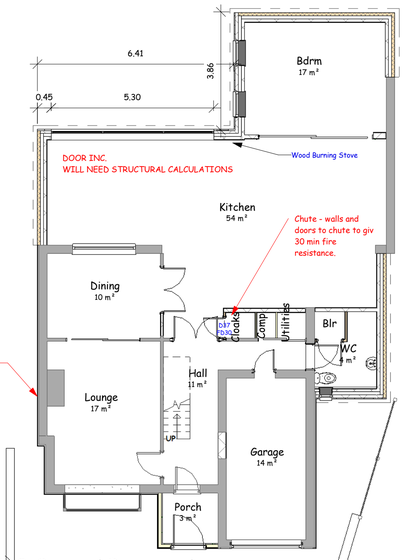

eXT iNSULATION TO MANUFACTURERS SPEC.

14 0 Ground Proposed
1 : 100

Print to Scale on A1

These drawings are to assist in meeting the Building Regulations of England and Wales. They are not intended to be detailed construction drawings and should not be read as such. Detailed implementation and methods are the responsibility of the builder. Some typical details may be provided for assistance but detailed construction and working methods, including temporary works, are the responsibility of the contractor. BBA certificated products should be used in accordance with the certification.
Measurements should be checked by the contractor if significant error is found then get in touch and we will rectify where possible. Extracts from the structural calculations are included for assistance but are not intended to replace the engineers calculations. The builder must ensure they have the latest calculations for the project.

Asbuilt Drawings - Where drawings of an of an existing building are included there will be variations on site due to wall thicknesses and angles that are not depicted in this drawing. Unless stated inaccessible areas such as roofs have been visualy observed,Unless otherwise stated this is not a topograghic survey and ground levels and features have been estimated. Contractors are to check all dimensions and levels prior to site works commencement.
The client must abide by the Construction Design and Management Regulations 2015. However such duties for domestic clients normally pass to:
the contractor, *if it is a single contractor project, who must take on the legal duties of the client in addition to their own as contractor. In practice, this should involve little more than what they normally do in managing health and safety risks*
the principal contractor, *for projects with more than one contractor, who must take on the legal duties of the client in addition to their own as principal contractor. If the domestic client has not appointed a principal contractor, the client duties must be carried out by the contractor in control of the construction work*
Plans and Planning Ltd is not the Principal Designer unless this has been formally agreed in writing.
The Client should ensure that;
The Health and Safety Executive is to be notified as soon as possible before construction work starts if the works:
(a) Last longer than 30 working days and has more than 20 workers working simultaneously at any point in the project.
Or;(b) Exceeds 500 person days.
The Building Inspector that approved the drawings and calculations must be advised prior to the start of the works.
Contractors should contact Plans and Planning Ltd to confirm arrangements under CDM 15

Rev	Date	Description

MATERIALS

WINDOWS AND DOORS RAL 7043 OR SIMILAR
RENDER KREND OATMEAL - OR SIMILAR
CLADDING TO UPPER FLOOR - CEDAR OR SIMILAR
ROOF - ARTIFICAIAL SLATE - MARLEY OR SIMILAR

0m 2m 4m 6m 8m 10m

VISUAL SCALE 1:100 @ A1

Structural data is extracted from the engineers notes. The notes must be referred to and any differences between drawings and notes clarified with the engineer.

Client Ali Malik

Job No

Site 8 Mersey Meadows
Didsbury M20 2GB

Project Rear and side extension

Status MATERIALS and WALL

plans and planning
Petworth Lodge
1a Hillbrook Rd
Bramhall
Stockport SK7 2BT

Email - pfkirk@gmail.com Tel - 07770 820611
www.plansandplanning.co.uk

Drawing Plans and Elevations

Drawing Date Bregs101
16/08/18 Rev 1