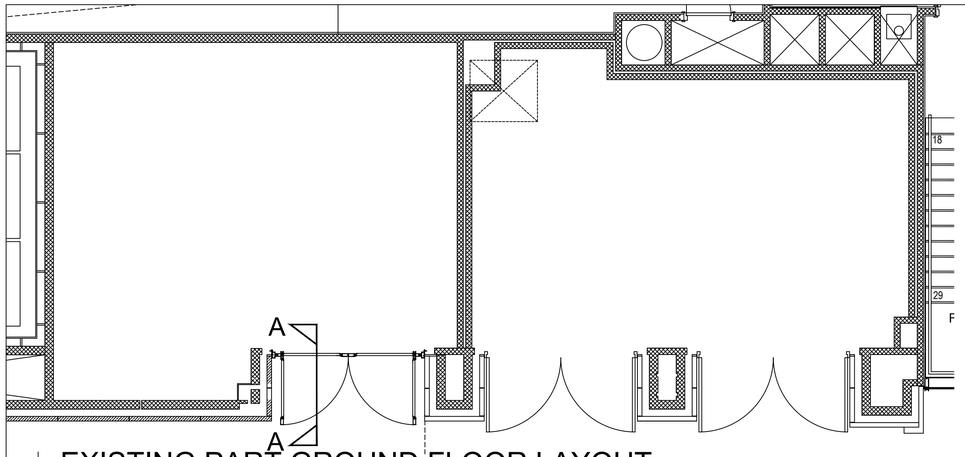

EXISTING PART GROUND FLOOR LAYOUT

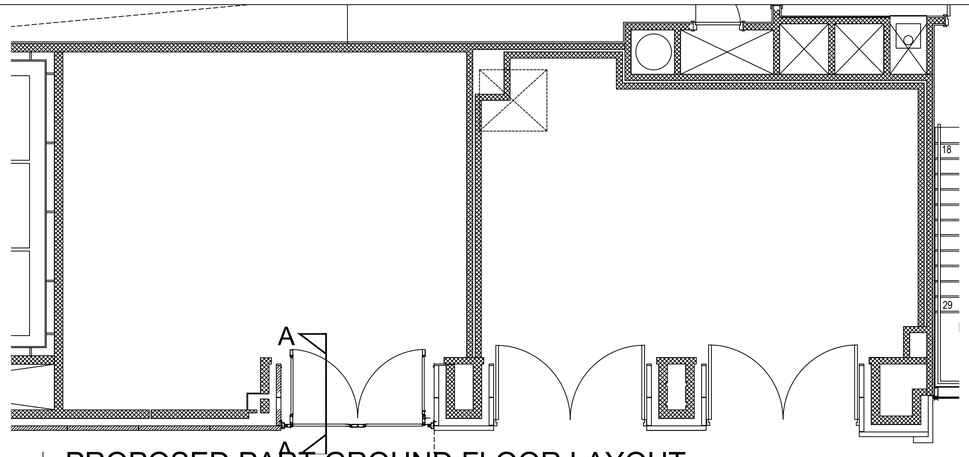

PROPOSED PART GROUND FLOOR LAYOUT

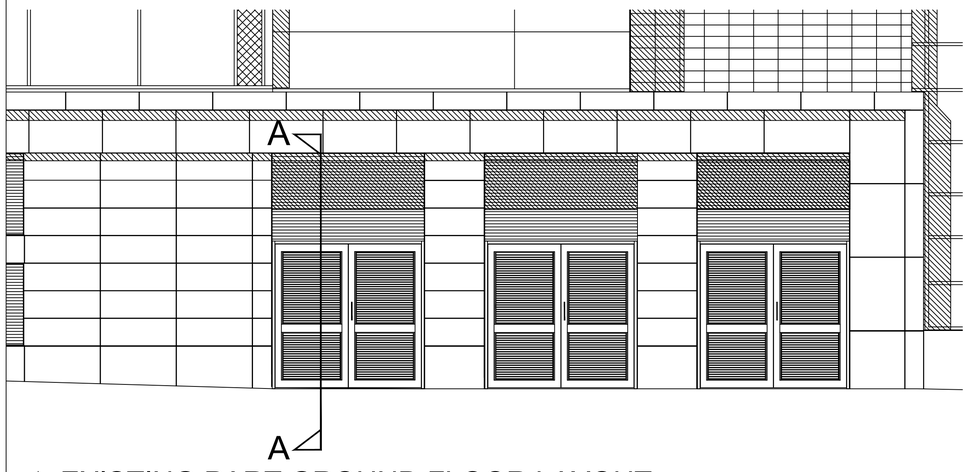

EXISTING PART GROUND FLOOR LAYOUT

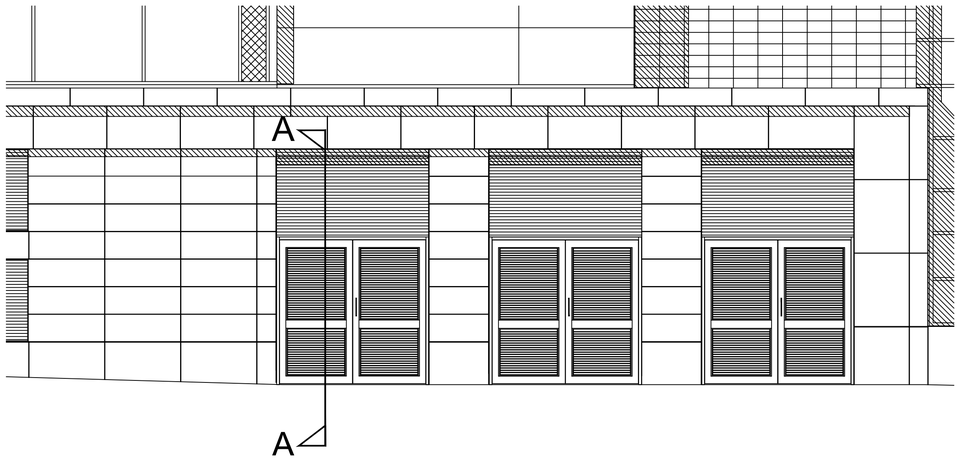

PROPOSED PART GROUND FLOOR LAYOUT

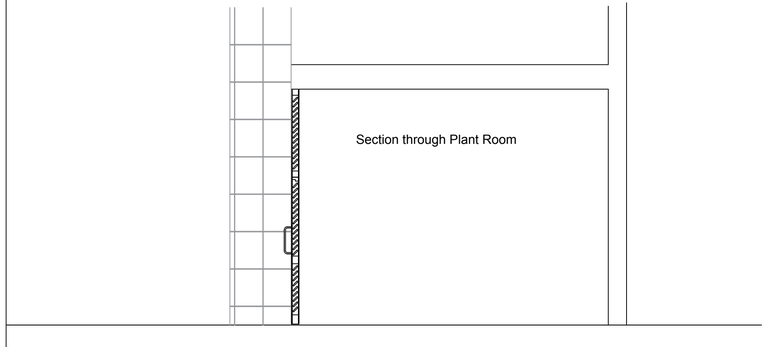

EXISTING PART SECTION A-A

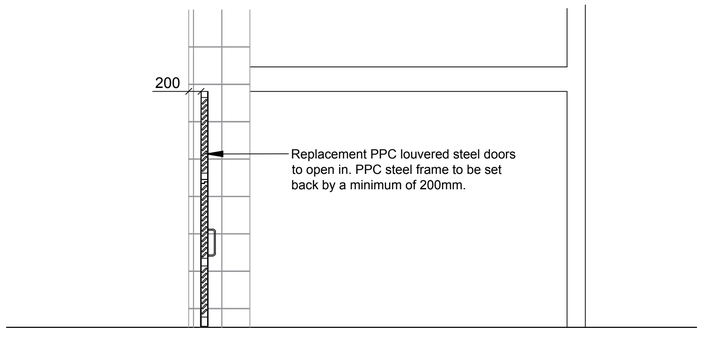

PROPOSED PART SECTION A-A

General Notes:

1. No dimension is to be scaled from this drawing. All Contractors must familiarise themselves with site conditions, including checking site dimensions, and must report in writing of any discrepancies with the information depicted in this drawing or the specifications. The Contractor shall obtain further instructions from CBRE prior to proceeding with the affected elements.
2. This drawing is to be read in conjunction with other related drawings, Specifications, Schedules and Bill of Quantities (the Contract Information) produced and issued by CBRE and other involved parties for this project. The Contractor shall advise in writing of any inconsistences or contradictions of any of the information contained therein and shall obtain further instructions from CBRE prior to proceeding.
3. Contractors to advise on suitability of all details and to ensure structural integrity, stability and strength of all construction for the intended performance.
4. Contractors to ensure that all specified and implied materials, fixtures and fittings are fabricated and installed in accordance with their manufacturers' recommendations. Contractor is responsible for obtaining all relevant manufacturers' data and related information. Where manufacturers' recommendations contradict or are inconsistent with any of the information contained within the Contract Information, the Contractor shall obtain further instructions from CBRE prior to proceeding.
5. Contractors to ensure that all materials and construction complies with Building Regulations, Environmental Health, Planning, CDM and any other relevant statutory requirements.
6. Contractors to ensure all specified materials, fixtures and fittings are procured to meet all aspects of the project programme and must advise CBRE if any items will not be available in sufficient time and to request further instructions.

Copyright notice:
This and all other documents authored by CBRE and all information and concepts both depicted and implied therein are the sole property of CBRE. Reproduction or transmission in any form is strictly forbidden unless prior permission is obtained in writing from CBRE. Construction based on the depicted information at any time or location not related to this project is strictly forbidden unless prior permission is obtained in writing from CBRE.

Revision	Date	Rev. Description
-	-	-

Project
BELEVEDERE BUILDING
EXTERNAL ALTERATIONS

Drawing Title
EXISTING AND PROPOSED
SECTIONS

Client
DEKA

Address
BELVEDERE,
12 BOOTH STREET
MANCHESTER

Scale
1/50

Drawing No.
03

Drawing Status
PLANNING

Drawn
DMc

Checked
DMc

Date
18/02/2019

Project Ref.
50BCD0299119

CBRE Ltd, 10th Floor, One St Peters Sq, Manchester, M2 3DE
Switchboard : 0161 455 7666 Fax : 0161 233 5684 Web: www.cbre.co.uk