

1. North Elevation

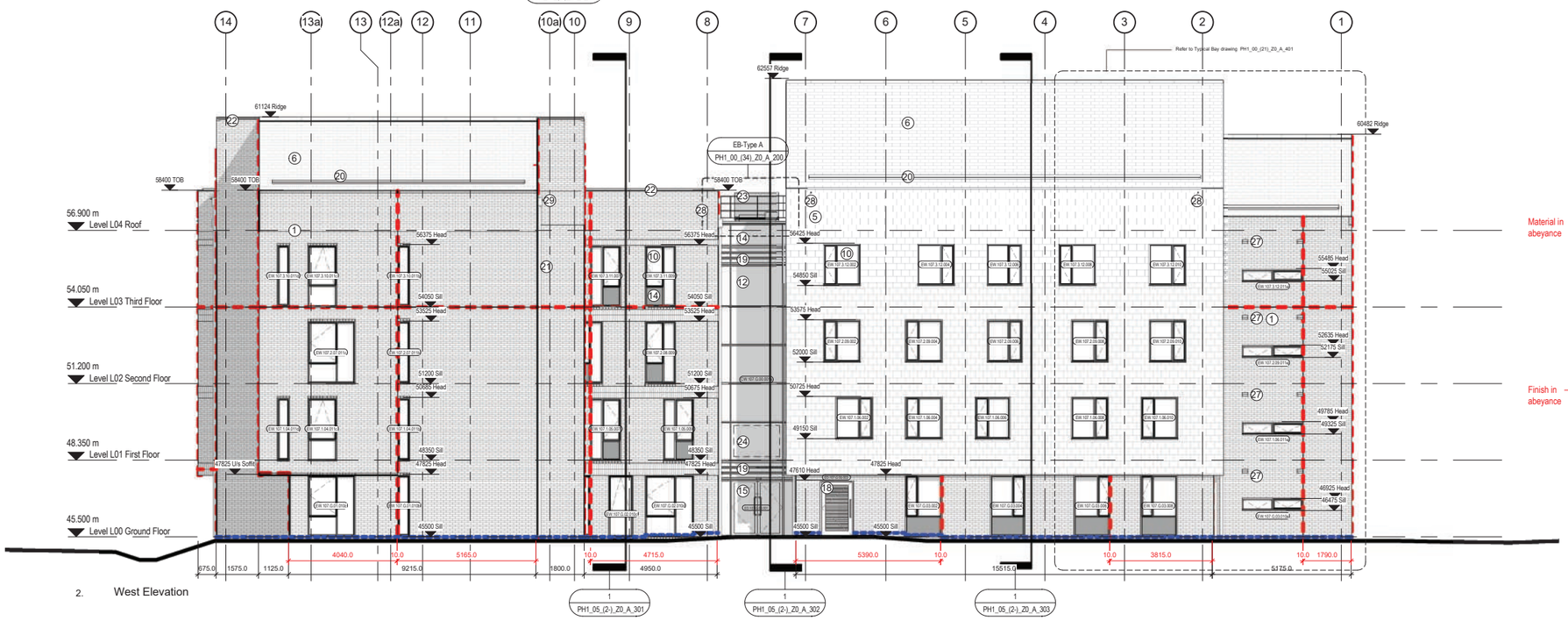

2. West Elevation

KEY

	1. Buff Brickwork	F10 MBR-105
	2. NOT USED	-
	3. Blue Brickwork	F10 MBR-110
	4. Textured Brickwork panel	F10 MBR-135
	5. Vertical Fibre Cement Slate cladding	H61 EWS- 351
	6. Pitched Fibre Cement Slate roof	H61 RFS-511
	7. Zinc Cladding- Standing Seam	H74 EWS- 431
Material in abeyance	8. Vertical Western Red Cedar louvers	L13 EWS- 617
	9. Solid Laminate Rainscreen Cladding	H92 EWS-432
	10. Aluminium/ Timber Hybrid Window	L10 EWS-154 EWS-155
	11. Zinc Clad Oriel Window	H74 EWS- 431/ L10 EWS- 154 EWS-155
	12. Curtain walling- Residential	H11 EWS- 103
	13. Insulated Aluminium Panel	-
	14. Spandrel panel	L42- GLP- 210
	15. Glazed door	L25- DRS- 221
	16. Bi-folding Glazed door	L25 DRS- 435
	17. Metal door	L25 DRS- 402
	18. Louvered Metal door	L25 DRS- 421
	19. Colt Glazed louvers	L13 EWS- 625
	20. Hidden gutter- fibre cement roof	R10 RWS- 121
Finish in abeyance	21. Mill Finish Rainwater goods/ hoppers	R10 RWS- 112 RWS-127
	22. PPC Aluminium coping	H72 EWS- 412
	23. Metal railing	L35 AMW- 210
	24. Manifestation/ signs	N15
	25. NOT USED	-
	26. Metal Louvres	L13 EWS- 601
	27. Air brick (buff)	F10 MAC- 801
	28. Weir to gutter	
	29. Weir integrated into Hopper Head	

Movement Joint (10mm)

DPC (Minimum 150mm above Ground)

Notes

·Weepholes are not indicated on the drawings.
·Soldier courses are provided extensively. Refer also to Typical Bay drawings for extents.

BUILDING DESIGN PARTNERSHIP SHALL HAVE NO RESPONSIBILITY FOR ANY USE MADE OF THIS DOCUMENT OTHER THAN FOR THAT WHICH IT WAS PREPARED AND ISSUED.

ALL DIMENSIONS SHOULD BE CHECKED ON SITE.

DO NOT SCALE FROM THIS DRAWING

ANY DRAWING ERRORS OR DIVERGENCIES SHOULD BE BROUGHT TO THE ATTENTION OF BUILDING DESIGN PARTNERSHIP AT THE ADDRESS SHOWN BELOW.

NOTES

Bed Joint Reinforcement in Brickwork

Generally brickwork bed joint reinforcement to be located as follows:

- 3 courses above and below openings
- Above and below every soldier course
- Roof verge – 500mm lengths to every course
- Every third course to parapets
- 3 courses at changes in brickwork height

Drawings to be read inconjunction with:

For sections please refer to typical sections:
PH1_05_(2-)_Z0_A_300
PH1_05_(2-)_Z0_A_301
PH1_05_(2-)_Z0_A_302
PH1_05_(2-)_Z0_A_303
PH1_05_(2-)_Z0_A_304

For external wall details refer to (21) Series Drawings

For Brick Specials refer to (27) Series Drawings
P00_00_(27)_Z0_A_505
P00_00_(27)_Z0_A_506
P00_00_(27)_Z0_A_507
P00_00_(27)_Z0_A_508

Bed Joint Reinforcement Information refer to (29) Series Drawings
PH1_01_(29)_Z0_A_400
PH1_01_(29)_Z0_A_401

Fire Barrier Information refer to (68) Series Drawings
PH1_07_(68)_Z0_A_400
PH1_07_(68)_Z0_A_401

MANCHESTER 1824
The University of Manchester

To be read in conjunction with
- All relevant Surveys, such as Topographical and Tree survey
- All other architectural drawings
- Architectural Specification
- Landscape Architecture Drawings and Specifications
- Civil and Structural Engineering Drawings and Specifications
- MEP Engineering Drawings and Specifications
- Acoustic Report
- Lighting Report
- Fire Strategy Report
- Room Data Sheet

REVISION : DESCRIPTION	DRAWN	CHECKED	DATE
C02 - Balustrade & Section references added and Key updated.	AC	AB	23.10.17
C01 - Construction Issue	SL	AB	02.08.17
P06 - Spot levels added for lightweight steel frame for set out purposes	SL	AB	23.06.17
P05 - Airbricks and weirs added to Elevations, Ground Line adjusted to suit updated landscaping and DPC's added. Update to Verge profile and verge brick detail. Update to Materiality Key	KC	MB	02.06.17
P04 - Drawing prefix amended. Movement joints, window & door numbers and gridlines added	AM/KC	MB	04.04.17
P03 - Building location diagram amended. Phase number amended.	JD	MB	18.11.16
P02 Updated metal louvered door label. Revisions to kitchen windows, detail to brickwork added, update to pitch of roofs and curtain walling	KC	MB	04.09.15
P01 - Issue for University Requirements	KC	MB	17.07.15

BDP.
11 Ducie Street
PO Box 85, Picadilly Basin
Manchester, M60 3JA
United Kingdom
T +44 (0)161 828 2200
F +44 (0)161 828 2235
www.bdp.com

PROJECT TITLE: Owens Park, Fallowfield: Campus Redevelopment
P2006665
DRAWING TITLE: Unwrapped Elevations - Cluster Flat_07 - Phase 1 Sheet 01
SCALE: @ A1 1 : 100
DATE: 17.07.15
DRAWING No: PH1_07_(2-)_Z0_A_400
REVISION: C02

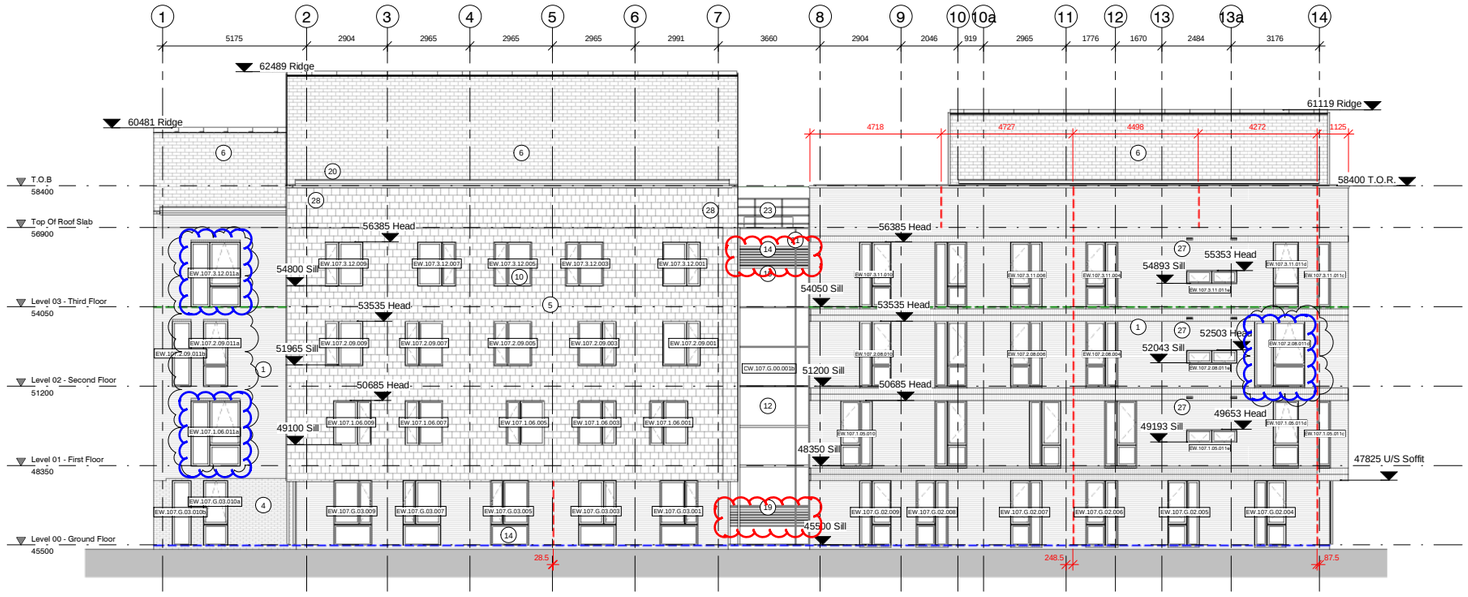

EAST ELEVATION
1 : 100

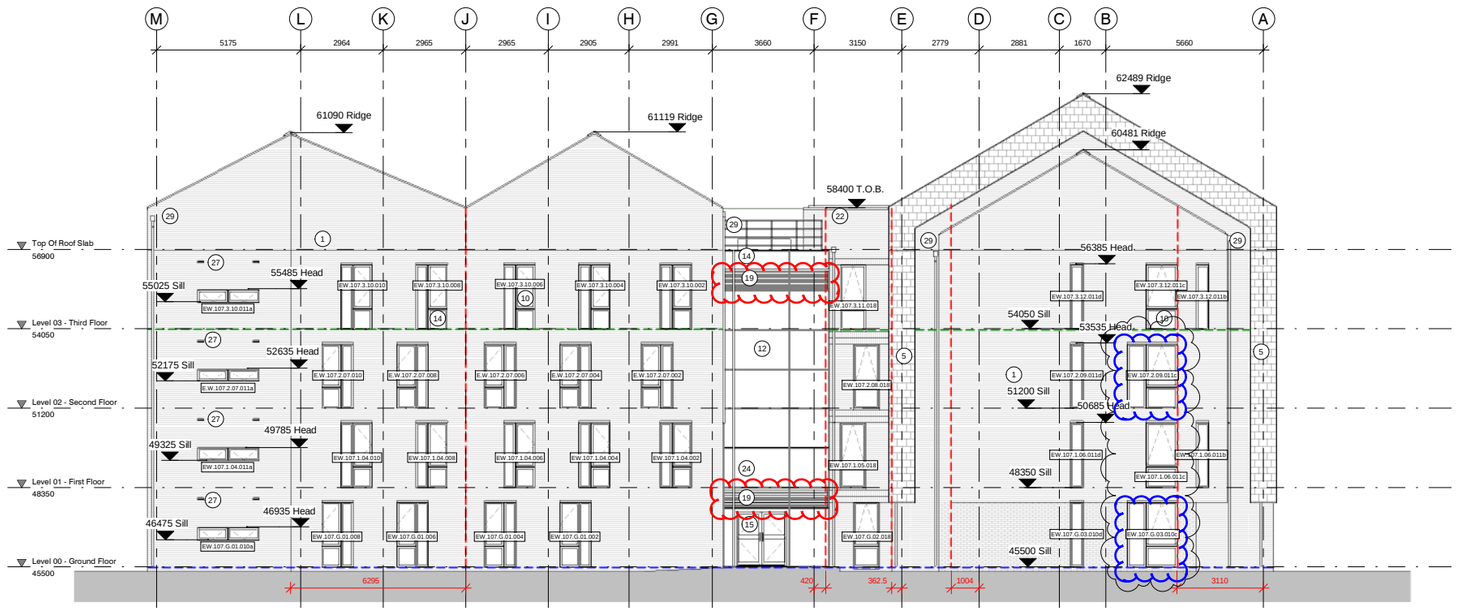

SOUTH ELEVATION
1 : 100

WINDOWS IN BLUE AMENDED TO BE TOP HUNG.

GLASS LOUVRES AMENDED TO BE PPC METAL

KEY:

1. BUFF BRICKWORK
2. N/A
3. BLUE BRICKWORK
4. TEXTURED BRICKWORK PANEL
5. VERTICAL FIBRE CEMENT SLATE CLADDING
6. PITCHED FIBRE CEMENT SLATE ROOF
7. ZINC CLADDING - STANDING SEAM
8. VERTICAL WESTERN RED CEDAR LOUVERS
9. SOLID LAMINATE RAINSCREEN CLADDING
10. ALUMINIUM/TIMBER HYBRID WINDOW
11. ZINC CLAD OREL WINDOW
12. CURTAIN WALLING-RESIDENTIAL
13. INSULATED ALUMINIUM PANEL
14. SPANDREL PANEL
15. GLAZED DOOR
16. BI-FOLDING GLAZED DOOR
17. METAL DOOR
18. LOUVERED METAL DOOR
19. PPC ALUMINIUM LOUVERS TO CURTAIN WALLING
20. HIDDEN GUTTER-FIBRE CEMENT ROOF
21. PPC ALUMINIUM RAINWATER GOODS/HOPPER
22. RFC - FLASHING COPING
23. METAL RAILING
24. MANIFESTATION / SIGNS
25. N/A
26. METAL LOUVERS
27. AIR BRICK (BUFF)
28. WEIR TO GUTTER
29. WEIR INTEGRATED INTO HOPPER HEAD
30. SOLID METAL DOOR

MOVEMENT JOINT (10mm)

DPC (MINIMUM 150mm ABOVE GROUND)

MASONRY SUPPORT

NOTES:

- WEEPHOLES ARE NOT INDICATED ON THE DRAWINGS.
- SOLDIER COURSES ARE PROVIDED EXTENSIVELY, REFER ALSO TO TYPICAL BAY DRAWINGS FOR EXTENTS.

BED JOINT REINFORCEMENT TO BRICKWORK:

GENERALLY BRICKWORK BED JOINT REINFORCEMENT TO BE LOCATED AS FOLLOWS:

- 3 COURSES ABOVE AND BELOW OPENINGS
- ABOVE AND BELOW EVERY SOLDIER COURSE
- ROOF VERGE - 500mm LENGTHS TO EVERY COURSE
- EVERY THIRD COYRSE TO PARAPETS
- 3 COURSES AT CHANGES IN BRICKWORK HEIGHT

REV	DATE	DESCRIPTION	DRN	CHK
C5	04.03.19	Window type 04 amended to be top hung.	JJC	AC
C4	11.02.19	Movement joints added to parapet.	JJC	AC
C3	18.12.18	Curtain walling updated with metal louvres.	PJC	AC
C2	16.07.18	Amendments to annotations.	JJC	AC
C1	09.07.18	Initial Issue.	JJC	AC

CLIENT
The University of Manchester
VINCI UK DEVELOPER

PROJECT TITLE
Owens Park, Fallowfield;
Campus Redevelopment

DRAWING TITLE
East and South Facing Elevations - Building 107

DRAWING PURPOSE: FOR CONSTRUCTION

DRAWN / CHECKED	DATE	SCALE @ A1
JJC / AC	JULY 2018	1 : 100

JOB No.	DRAWING No.	STATUS	REVISION
1VC01	1VC01-MHA-07-XX-DR-A-04001	S4	C5

51 Barton Arcade
Deansgate
Manchester
M3 2BJ
T +44 (0)161 834 1018
F +44 (0)161 834 4798
E contact@mhaarchitects.com
W www.mhaarchitects.com
mha ARCHITECTS

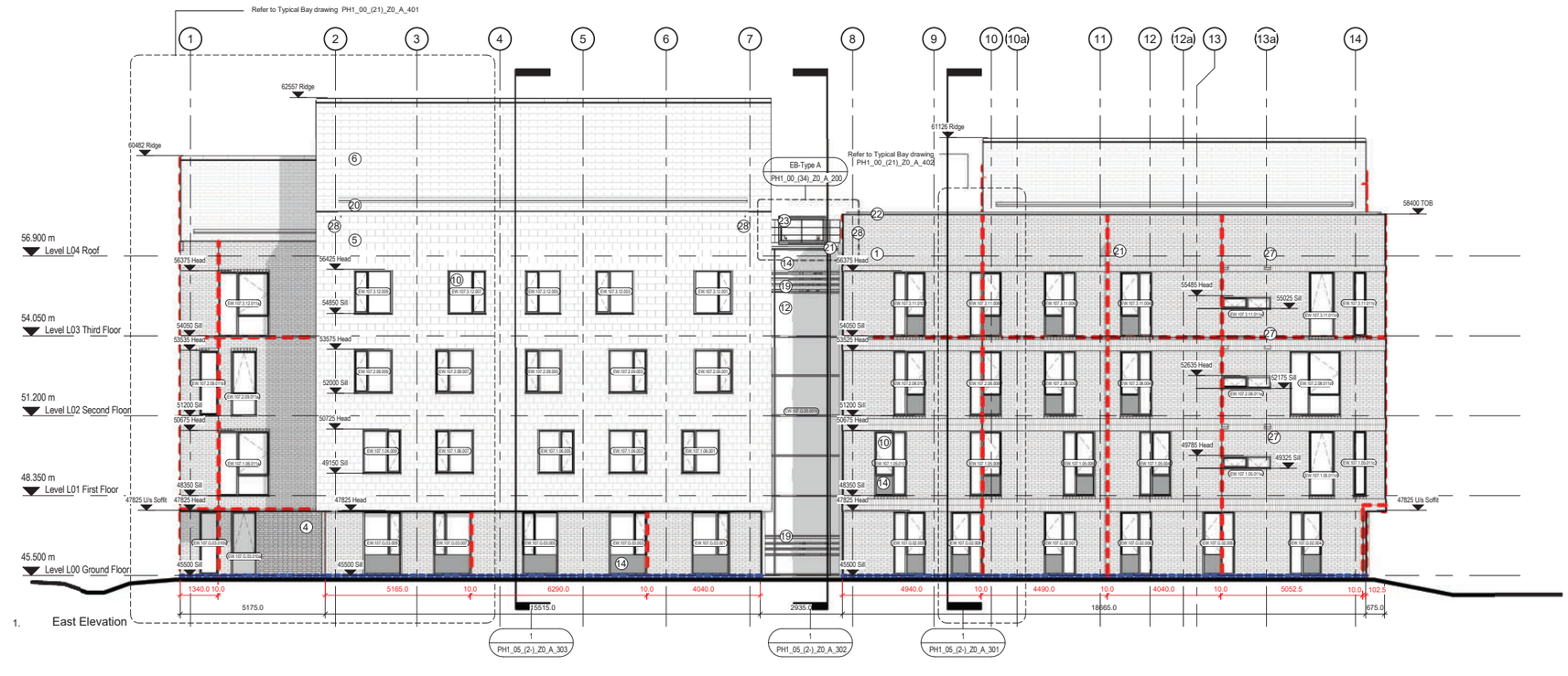

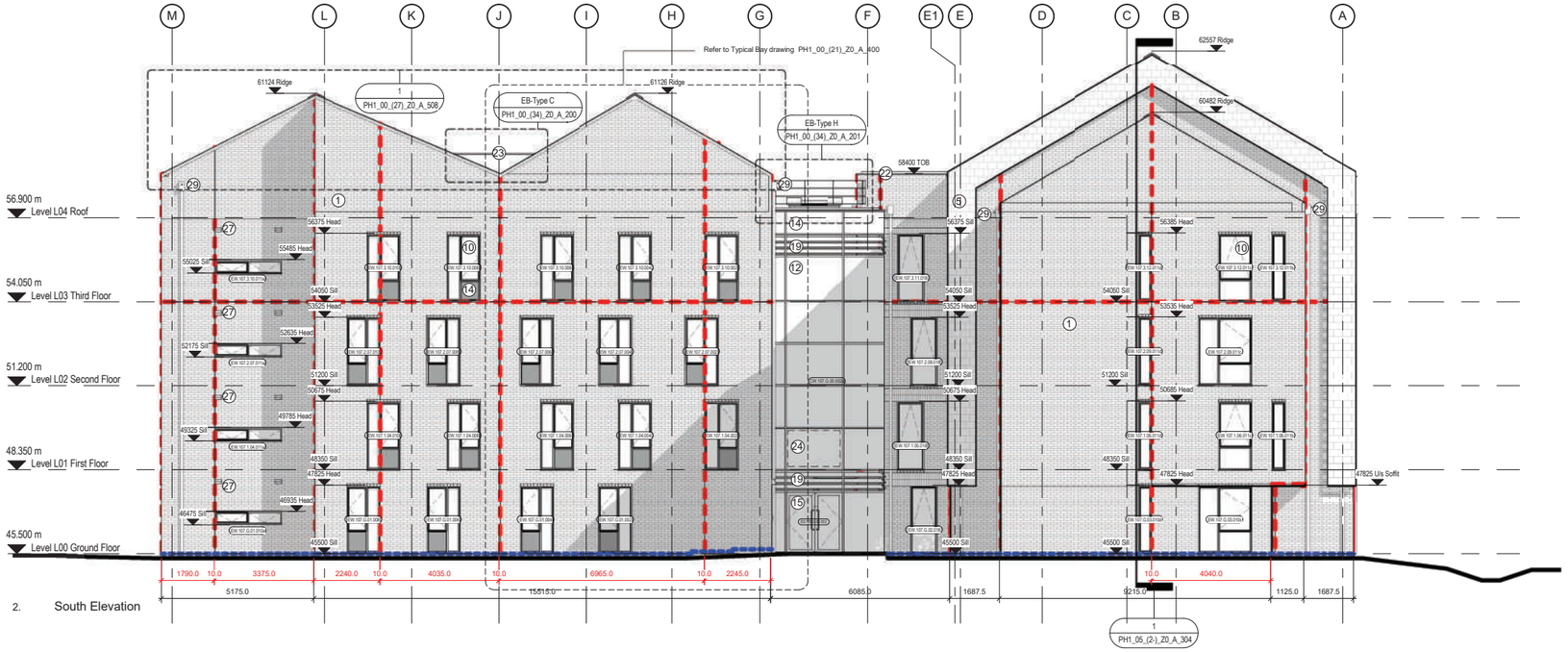

BUILDING DESIGN PARTNERSHIP SHALL HAVE NO RESPONSIBILITY FOR ANY USE MADE OF THIS DOCUMENT OTHER THAN FOR THAT WHICH IT WAS PREPARED AND ISSUED.

ALL DIMENSIONS SHOULD BE CHECKED ON SITE.

DO NOT SCALE FROM THIS DRAWING

ANY DRAWING ERRORS OR DIVERGENCIES SHOULD BE BROUGHT TO THE ATTENTION OF BUILDING DESIGN PARTNERSHIP AT THE ADDRESS SHOWN BELOW.

NOTES

Bed Joint Reinforcement in Brickwork

Generally brickwork bed joint reinforcement to be located as follows:

- 3 courses above and below openings
- Above and below every soldier course
- Roof verge – 500mm lengths to every course
- Every third course to parapets
- 3 courses at changes in brickwork height

Drawings to be read inconjunction with:

For sections please refer to typical sections:
PH1_05_(2-)_Z0_A_300
PH1_05_(2-)_Z0_A_301
PH1_05_(2-)_Z0_A_302
PH1_05_(2-)_Z0_A_303
PH1_05_(2-)_Z0_A_304

For external wall details refer to (21) Series Drawings

For Brick Specials refer to (27) Series Drawings
P00_00_(27)_Z0_A_505
P00_00_(27)_Z0_A_506
P00_00_(27)_Z0_A_507
P00_00_(27)_Z0_A_508

Bed Joint Reinforcement Information refer to (29) Series Drawings
PH1_01_(29)_Z0_A_400
PH1_01_(29)_Z0_A_401

Fire Barrier Information refer to (68) Series Drawings
PH1_07_(68)_Z0_A_400
PH1_07_(68)_Z0_A_401

KEY

	1. Buff Brickwork	F10 MBR-105
	2. NOT USED	-
	3. Blue Brickwork	F10 MBR-110
	4. Textured Brickwork panel	F10 MBR-135
	5. Vertical Fibre Cement Slate cladding	H61 EWS- 351
	6. Pitched Fibre Cement Slate roof	H61 RFS-511
	7. Zinc Cladding- Standing Seam	H74 EWS- 431
Material in abeyance	8. Vertical Western Red Cedar louvers	L13 EWS- 617
	9. Solid Laminate Rainscreen Cladding	H92 EWS-432
	10. Aluminium/ Timber Hybrid Window	L10 EWS-154 EWS-155
	11. Zinc Clad Oriel Window	H74 EWS- 431/ L10 EWS- 154 EWS-155
	12. Curtain walling- Residential	H11 EWS- 103
	13. Insulated Aluminium Panel	-
	14. Spandrel panel	L42- GLP- 210
	15. Glazed door	L25- DRS- 221
	16. Bi-folding Glazed door	L25 DRS- 435
	17. Metal door	L25 DRS- 402
	18. Louvered Metal door	L25 DRS- 421
	19. Colt Glazed louvers	L13 EWS- 625
	20. Hidden gutter- fibre cement roof	R10 RWS- 121
Finish in abeyance	21. Mill Finish Rainwater goods/ hoppers	R10 RWS- 112 RWS-127
	22. PPC Aluminium coping	H72 EWS- 412
	23. Metal railing	L35 AMW- 210
	24. Manifestation/ signs	N15
	25. NOT USED	-
	26. Metal Louvres	L13 EWS- 601
	27. Air brick (buff)	F10 MAC- 801
	28. Weir to gutter	
	29. Weir integrated into Hopper Head	

Movement Joint (10mm)

DPC (Minimum 150mm above Ground)

Notes

·Weepholes are not indicated on the drawings.
·Soldier courses are provided extensively. Refer also to Typical Bay drawings for extents.

MANCHESTER 1824
The University of Manchester

To be read in conjunction with
- All relevant Surveys, such as Topographical and Tree survey
- All other architectural drawings
- Architectural Specification
- Landscape Architecture Drawings and Specifications
- Civil and Structural Engineering Drawings and Specifications
- MEP Engineering Drawings and Specifications
- Acoustic Report
- Lighting Report
- Fire Strategy Report
- Room Data Sheet

REVISION / DESCRIPTION	DRAWN	CHECKED	DATE
C02 - Balustrade & Section references added and Key updated.	AC	AB	23.10.17
C01 - Construction Issue	SL	AB	02.08.17
P06 - Spot levels added for lightweight steel frame for set out purposes	SL	AB	23.06.17
P05 - Airbricks and weirs added to Elevations, Ground Line adjusted to suit updated landscaping and DPC's added. Update to Verge profile and verge brick detail. Update to Materiality Key	KC	MB	02.06.17
P04 - Drawing prefix amended. Movement joints, window & door numbers and gridlines added	AM/KC	MB	04.04.17
P03 - Building location diagram amended. Phase number amended.	JD	MB	18.11.16
P02 - Revisions to kitchen windows, detail to brickwork added, update to pitch of roofs and curtain walling	KC	MB	04.09.15
P01 - Issue for University Requirements	KC	MB	17.07.15



BDP.
11 Ducie Street
PO Box 85, Picadilly Basin
Manchester, M60 3JA
United Kingdom
T +44 (0)161 828 2200
F +44 (0)161 828 2235
www.bdp.com

PROJECT TITLE: Owens Park, Fallowfield: Campus Redevelopment
P2006665
DRAWING TITLE: Unwrapped Elevations - Cluster Flat_07 - Phase 1 Sheet 02
SCALE: @ A1 1 : 100
DATE: 17.07.15
DRAWING No: PH1_07_(2-)_Z0_A_401
REVISION: C02

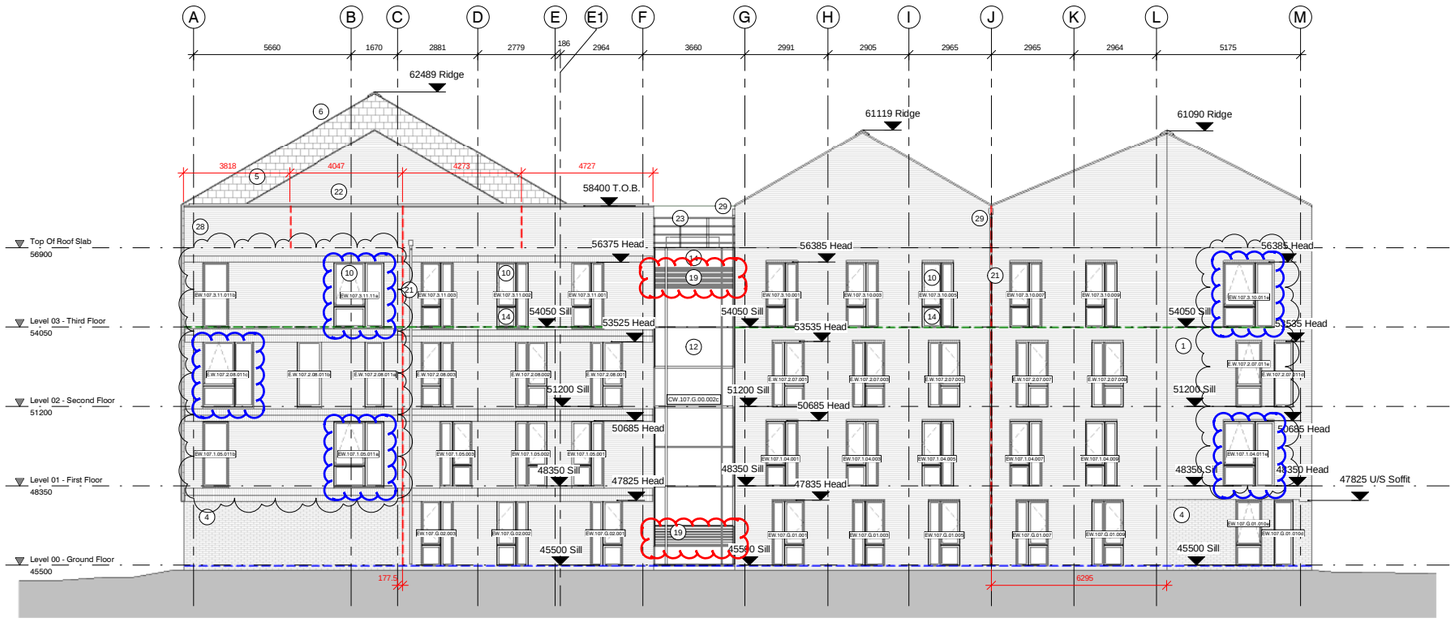

NORTH ELEVATION
1 : 100

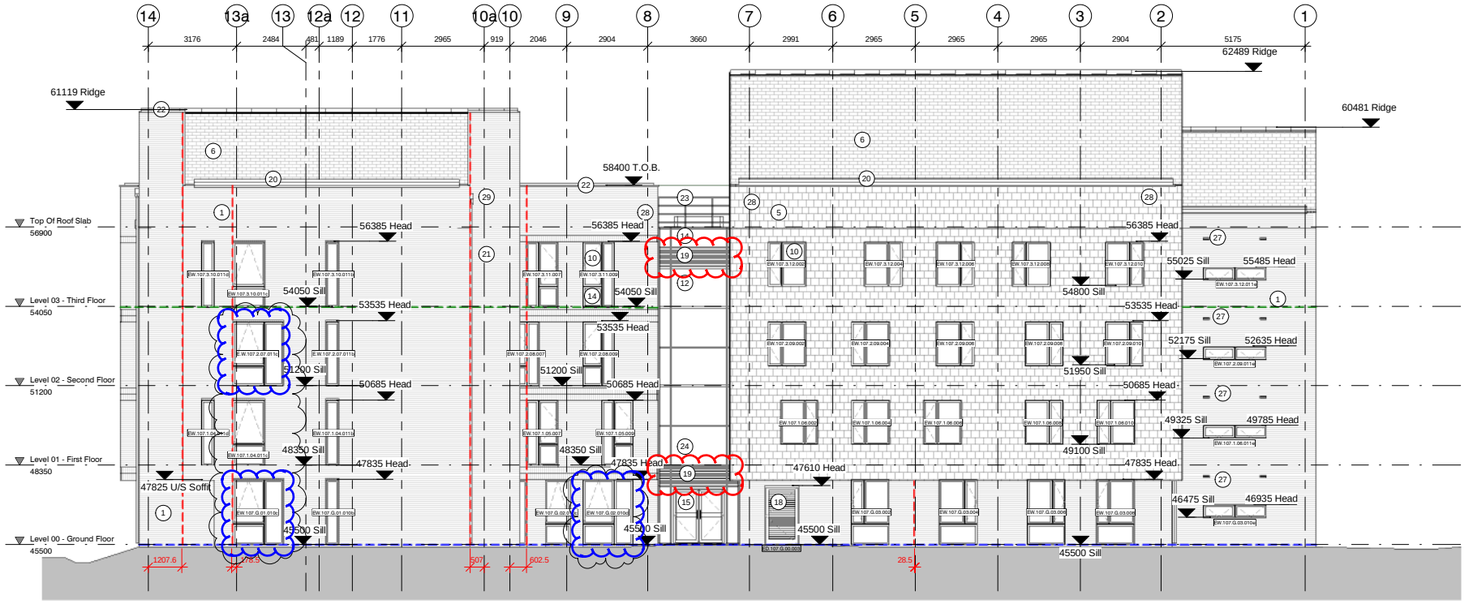

WEST ELEVATION
1 : 100

WINDOWS IN BLUE AMENDED TO BE TOP HUNG.

GLASS LOUVRES AMENDED TO BE PPC METAL

KEY:

1. BUFF BRICKWORK
2. N/A
3. BLUE BRICKWORK
4. TEXTURED BRICKWORK PANEL
5. VERTICAL FIBRE CEMENT SLATE CLADDING
6. PITCHED FIBRE CEMENT SLATE ROOF
7. ZINC CLADDING - STANDING SEAM
8. VERTICAL WESTERN RED CEDAR LOUVERS
9. SOLID LAMINATE RAINSCREEN CLADDING
10. ALUMINIUM/TIMBER HYBRID WINDOW
11. ZINC CLAD ORIEL WINDOW
12. CURTAIN WALLING RESIDENTIAL
13. INSULATED ALUMINIUM PANEL
14. SPANDREL PANEL
15. GLAZED DOOR
16. ALUMINIUM GLAZED DOOR
17. METAL DOOR
18. LOUVERED METAL DOOR
19. PPC ALUMINIUM LOUVERS TO CURTAIN WALLING
20. HIDDEN GUTTER-FIBRE CEMENT ROOF
21. MILL FINISH RAINWATER GOOS/HOPPER
22. PPC ALUMINIUM COPING
23. METAL RAILING
24. MANIFESTATION / SIGNS
25. N/A
26. METAL LOUVERS
27. AIR BRICK (BUFF)
28. WEIR TO GUTTER
29. WEIR INTEGRATED INTO HOPPER HEAD
30. SOLID METAL DOOR

MOVEMENT JOINT (10mm)

DPC (MINIMUM 150mm ABOVE GROUND)

MASONRY SUPPORT

NOTES:

- WEEPHOLES ARE NOT INDICATED ON THE DRAWINGS.
- SOLDIER COURSES ARE PROVIDED EXTENSIVELY, REFER ALSO TO TYPICAL BAY DRAWINGS FOR EXTENTS.

BED JOINT REINFORCEMENT TO BRICKWORK:

GENERALLY BRICKWORK BED JOINT REINFORCEMENT TO BE LOCATED AS FOLLOWS:

- 3 COURSES ABOVE AND BELOW OPENINGS
- ABOVE AND BELOW EVERY SOLDIER COURSE
- ROOF VERGE - 500mm LENGTHS TO EVERY COURSE
- EVERY THIRD COYRSE TO PARAPETS
- 3 COURSES AT CHANGES IN BRICKWORK HEIGHT

REV	DATE	DESCRIPTION	DRN	CHK
C5	04.03.19	Window type 04 amended to be top hung.	JJC	AC
C4	11.02.19	Movement joints added to parapet.	JJC	AC
C3	18.12.18	Curtain walling updated with metal louvres.	PJC	AC
C2	18.07.18	Amendments to annotations.	JJC	AC
C1	09.07.18	Initial Issue	JJC	AC

CLIENT

The University of Manchester

PROJECT TITLE
Owens Park, Fallowfield;
Campus Redevelopment

DRAWING TITLE
North and West Facing Elevations - Building 107

DRAWING PURPOSE: FOR CONSTRUCTION

DRAWN / CHECKED	DATE	SCALE@ A1
JJC / AC	JULY 2018	1 : 100

JOB No	DRAWING No	STATUS	REVISION
1VC01	1VC01-MHA-07-XX-DR-A-04002	S4	C5

51 Barton Arcade
Deansgate
Manchester
M3 2BJ
T +44 (0)161 834 1018
F +44 (0)161 834 4798
E contact@mhaarchitects.com
W www.mhaarchitects.com

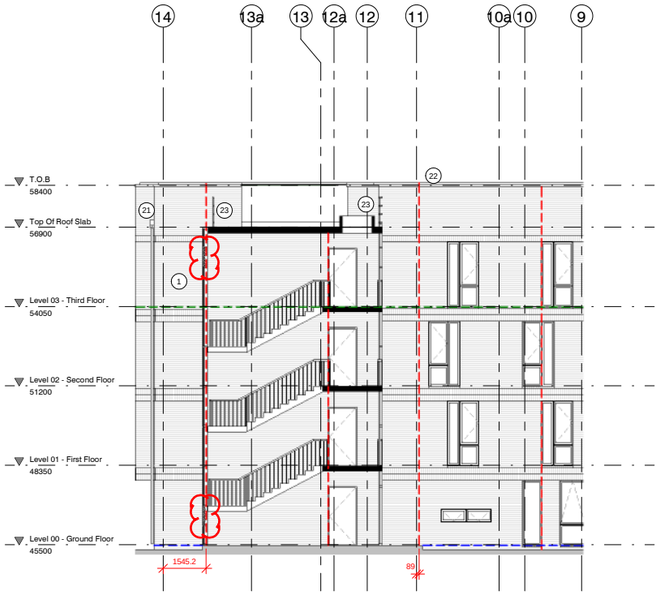

GRID LINE F ELEVATION
1 : 100

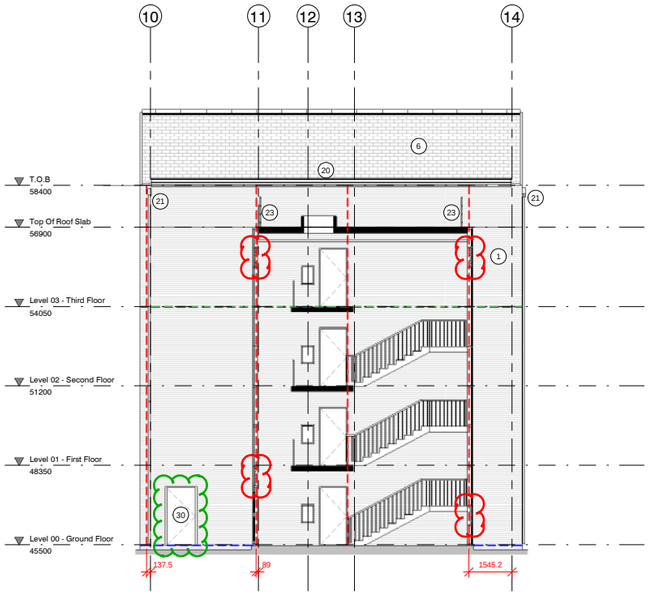

GRID LINE G ELEVATION
1 : 100

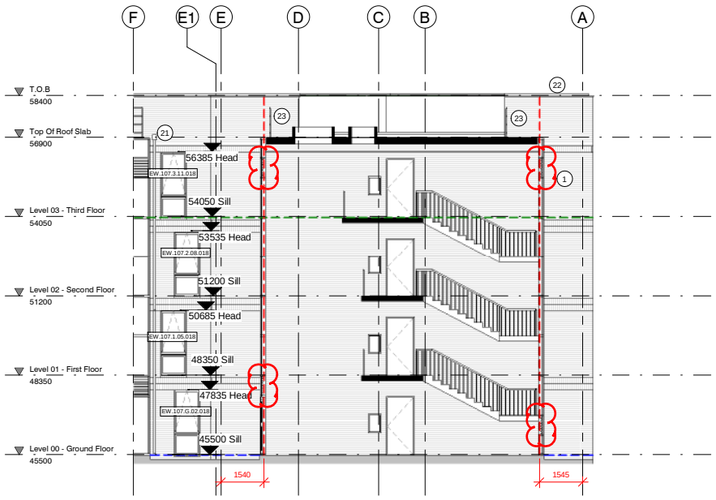

GRID LINE 8 ELEVATION
1 : 100

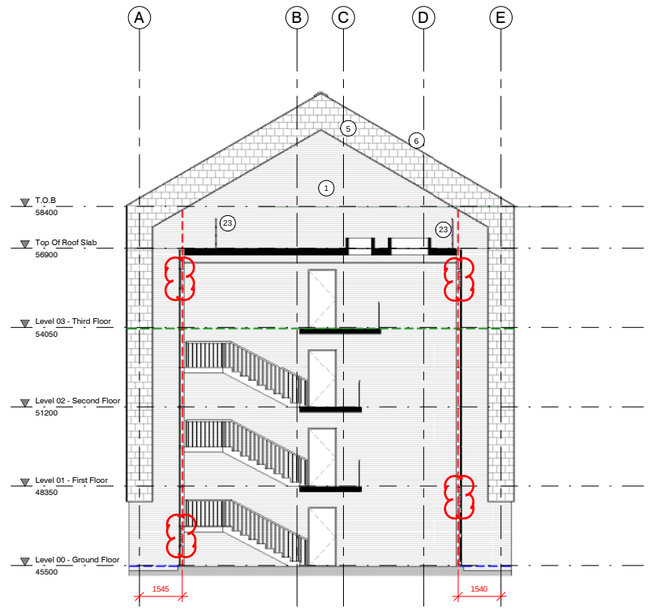

GRID LINE 7 ELEVATION
1 : 100

KEY:

1. BUFF BRICKWORK
2. N/A
3. BLUE BRICKWORK
4. TEXTURED BRICKWORK PANEL
5. VERTICAL FIBRE CEMENT SLATE CLADDING
6. PITCHED FIBRE CEMENT SLATE ROOF
7. ZINC CLADDING - STANDING SEAM
8. VERTICAL WESTERN RED CEDAR LOUVERS
9. VERTICAL WESTERN RED CEDAR CLADDING
10. ALUMINIUM/TIMBER HYBRID WINDOW
11. ZINC CLAD ORIEL WINDOW
12. CURTAIN WALLING-RESIDENTIAL
13. INSULATED ALUMINIUM PANEL
14. SPANDREL PANEL
15. GLAZED DOOR
16. BI-FOLDING GLAZED DOOR
17. METAL DOOR
18. LOUVERED METAL DOOR
19. PPC ALUMINIUM LOUVERS TO CURTAIN WALLING
20. HIDDEN GUTTER-FIBRE CEMENT ROOF
21. MILL FINISH RAINWATER GOODS/HOPPER
22. PPC ALUMINIUM COPING
23. METAL RAILING
24. MANIFESTATION / SIGNS
25. N/A
26. METAL LOUVERS
27. WIR BRICK (BUFF)
28. WEIR TO GUTTER
29. WEIR INTEGRATED INTO HOPPER HEAD
30. SOLID METAL DOOR

MOVEMENT JOINT (10mm)

DPC (MINIMUM 150mm ABOVE GROUND)

MASONRY SUPPORT

NOTES:

- WEEPHOLES ARE NOT INDICATED ON THE DRAWINGS.
- SOLDIER COURSES ARE PROVIDED EXTENSIVELY. REFER ALSO TO TYPICAL BAY DRAWINGS FOR EXTENTS.

BED JOINT REINFORCEMENT TO BRICKWORK:

GENERALLY BRICKWORK BED JOINT REINFORCEMENT TO BE LOCATED AS FOLLOWS:

- 3 COURSES ABOVE AND BELOW OPENINGS
- ABOVE AND BELOW EVERY SOLDIER COURSE
- ROOF VERGE - 500mm LENGTHS TO EVERY COURSE
- EVERY THIRD COYRSE TO PARAPETS
- 3 COURSES AT CHANGES IN BRICKWORK HEIGHT

GLASS LOUVRES AMENDED TO BE PPC METAL

DOOR IN GREEN AMENDED TO BE SOLID METAL LOUVRES REMOVED

0 2 4 6 8 10m
1:100

REV	DATE	DESCRIPTION	DRN	CHK
C2	18.02.19	Switch room door louvres removed.	JJC	AC
C1	13.07.18	Initial Issue	JJC	AC

CLIENT
The University of Manchester
VINCI Construction UK

PROJECT TITLE
Owens Park, Fallowfield;
Campus Redevelopment

DRAWING TITLE
Internal Elevations - Building 107

DRAWING PURPOSE: FOR CONSTRUCTION

DRAWN / CHECKED	DATE	SCALE @ A1
JJC / AC	JULY 2018	1 : 100

JOB No	DRAWING No	STATUS	REVISION
1VC01	1VC01-MHA-07-XX-DR-A-04003	S4	C2

51 Barton Arcade
Deansgate
Manchester
M3 2BJ
T +44 (0)161 834 1018
F +44 (0)161 834 4798
E contact@mhaarchitects.com
W www.mhaarchitects.com
mha ARCHITECTS

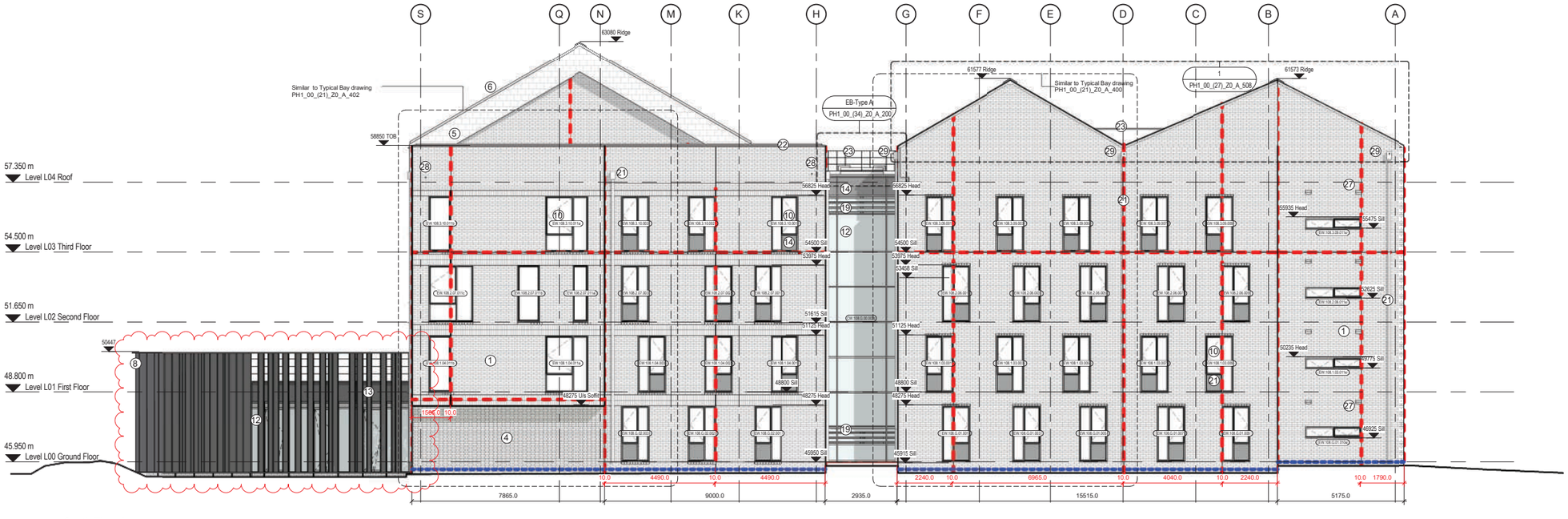



BUILDING DESIGN PARTNERSHIP SHALL HAVE NO RESPONSIBILITY FOR ANY USE MADE OF THIS DOCUMENT OTHER THAN FOR THAT WHICH IT WAS PREPARED AND ISSUED.

ALL DIMENSIONS SHOULD BE CHECKED ON SITE.

DO NOT SCALE FROM THIS DRAWING

ANY DRAWING ERRORS OR DIVERGENCIES SHOULD BE BROUGHT TO THE ATTENTION OF BUILDING DESIGN PARTNERSHIP AT THE ADDRESS SHOWN BELOW.

NOTES

Bed Joint Reinforcement in Brickwork

Generally brickwork bed joint reinforcement to be located as follows:

- 3 courses above and below openings
- Above and below every soldier course
- Roof verge – 500mm lengths to every course
- Every third course to parapets
- 3 courses at changes in brickwork height

Drawings to be read inconjunction with:

For sections please refer to typical sections:
PH1_05_(2-)_Z0_A_300
PH1_05_(2-)_Z0_A_301
PH1_05_(2-)_Z0_A_302
PH1_05_(2-)_Z0_A_303
PH1_05_(2-)_Z0_A_304

For external wall details refer to (21) Series Drawings

For Brick Specials refer to (27) Series Drawings
P00_00_(27)_Z0_A_505
P00_00_(27)_Z0_A_506
P00_00_(27)_Z0_A_507
P00_00_(27)_Z0_A_508

Bed Joint Reinforcement Information refer to (29) Series Drawings
PH1_01_(29)_Z0_A_400
PH1_01_(29)_Z0_A_401

Fire Barrier Information refer to (68) Series Drawings
PH1_08_(68)_Z0_A_400
PH1_08_(68)_Z0_A_401

KEY

1.	Buff Brickwork	F10 MBR-105
2.	NOT USED	-
3.	Blue Brickwork	F10 MBR-110
4.	Textured Brickwork panel	F10 MBR-135
5.	Vertical Fibre Cement Slate cladding	H61 EWS- 351
6.	Pitched Fibre Cement Slate roof	H61 RFS-511
7.	Zinc Cladding- Standing Seam	H74 EWS- 431
8.	Vertical Perforated PPC Aluminium louvers	L13 EWS- 617
9.	Solid Laminate Rainscreen Cladding	H92 EWS-432
10.	Aluminium/ Timber Hybrid Window	L10 EWS-154 EWS-155
11.	Zinc Clad Oriel Window	H74 EWS- 431/ L10 EWS- 154 EWS-155
12.	Curtain walling- Residential	H11 EWS- 103
13.	Insulated Aluminium Panel	-
14.	Spandrel panel	L42- GLP- 210
15.	Glazed door	L25- DRS- 221
16.	Bi-folding Glazed door	L25 DRS- 435
17.	Metal door	L25 DRS- 402
18.	Louvered Metal door	L25 DRS- 421
19.	Colt Glazed louvers	L13 EWS- 625
20.	Hidden gutter- fibre cement roof	R10 RWS- 121
21.	Mill Finish Rainwater goods/ hoppers	R10 RWS- 112 RWS-127
22.	PPC Aluminium coping	H72 EWS- 412
23.	Metal railing	L35 AMW- 210
24.	Manifestation/ signs	N15
25.	NOT USED	-
26.	Metal Louvres	L13 EWS- 601
27.	Air brick (buff)	F10 MAC- 801
28.	Weir to gutter	
29.	Weir integrated into Hopper Head	

Movement Joint (10mm)

DPC (Minimum 150mm above Ground)

Notes

·Weepholes are not indicated on the drawings.
·Soldier courses are provided extensively. Refer also to Typical Bay drawings for extents.

MANCHESTER 1824
The University of Manchester

To be read in conjunction with
- All relevant Surveys, such as Topographical and Tree survey
- All other architectural drawings
- Architectural Specification
- Landscape Architecture Drawings and Specifications
- Civil and Structural Engineering Drawings and Specifications
- MEP Engineering Drawings and Specifications
- Acoustic Report
- Lighting Report
- Fire Strategy Report
- Room Data Sheet

REVISION: DESCRIPTION	DRAWN	CHECKED	DATE
C04 - Amenity Hub cladding updated to show a perforated PPC aluminium louvre.	AB	AB	15.12.17
C03 - Balustrade & Section references added and Key updated.	AC	AB	23.10.17
C02 - Materials key updated.	AB	AB	11.08.17
C01 - Construction Issue	SL	AB	02.08.17

REVISION: DESCRIPTION	DRAWN	CHECKED	DATE
P07 - Drawing updated to reflect new Amenity Hub facade layout as instructed.	SL	AB	20.07.17
P06 - Spot levels added for lightweight steel frame for set out purposes	SL	AB	23.06.17
P05 - Airbricks and weirs added to Elevations, Ground Line adjusted to suit updated landscaping and DPC's added. Update to Verge profile and verge brick detail. Steel Column added with integrated proximity Card Reader. Update to Materiality Key	KC	MR	02.06.17

REVISION: DESCRIPTION	DRAWN	CHECKED	DATE
P04 - Drawing prefix amended. Movement joints, window & door numbers and gridlines added	AM/KC	MB	04.04.17
P03 - Building location diagram amended. Phase number amended.	JD	MB	18.11.16
P02 - amendment to end kitchen windows, detail to brickwork added, update to pitch of roofs and cladding arrangement to Amenity Hub updated	KC/EA	MB	04.09.15
Issue for University Requirements	KC	MB	17.07.15



BDP.
11 Ducie Street
PO Box 85, Picadilly Basin
Manchester, M60 3JA
United Kingdom
T +44 (0)161 828 2200
F +44 (0)161 828 2235
www.bdp.com

PROJECT TITLE: Owens Park, Fallowfield: Campus Redevelopment

P2006665

DRAWING TITLE: Unwrapped Elevations - Cluster Flat_08 - Phase 1 Sheet 01

SCALE: 1 : 100 @ A1

DATE: 17.07.15

DRAWING NO: PH1_08_(2-)_Z0_A_400

REVISION: C04

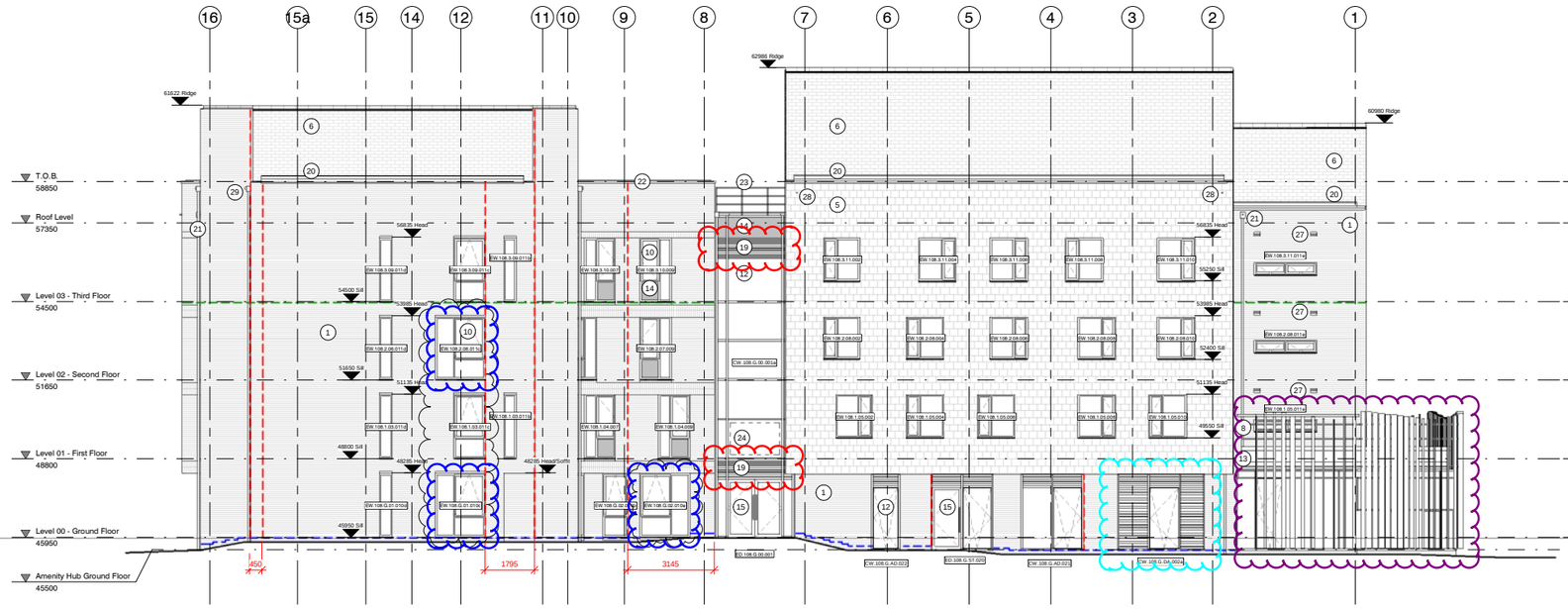

East Elevation
1 : 100

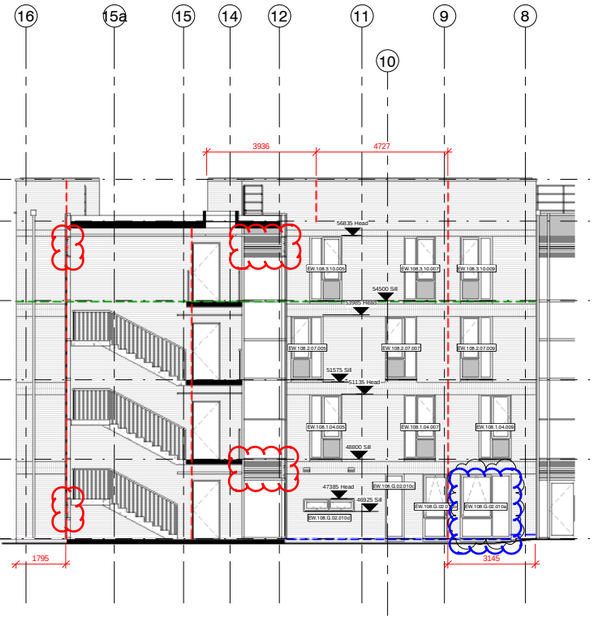

East Elevation at Gridline H
1 : 100

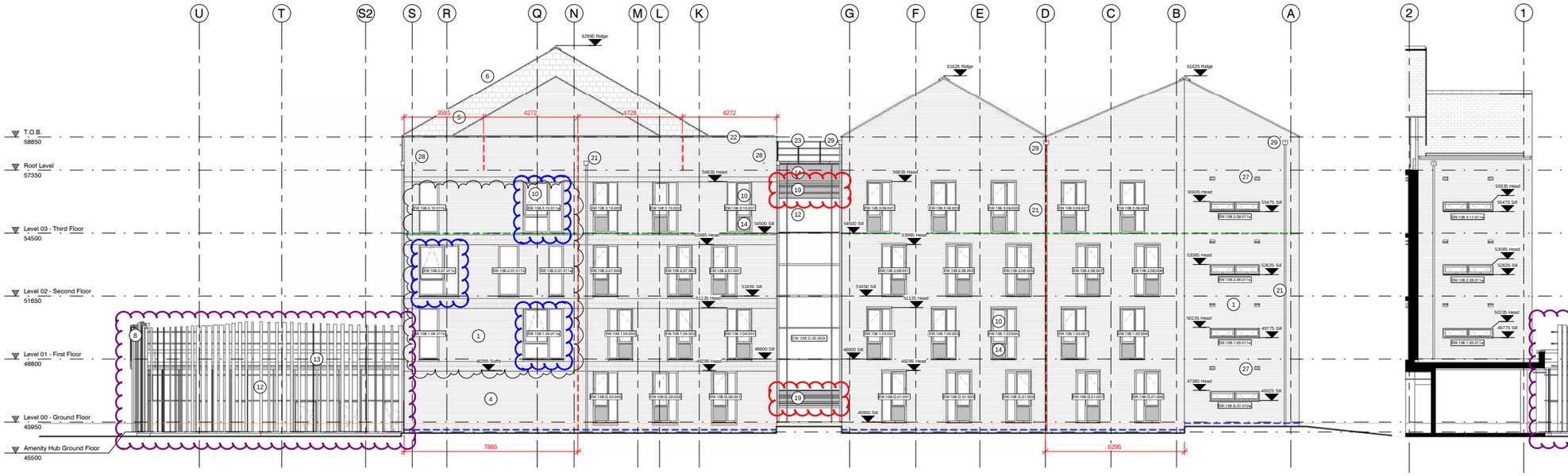

South Elevation
1 : 100

East Elevation at Gridline L
1 : 100

KEY:

1. BUFF BRICKWORK
2. N/A
3. BLUE BRICKWORK
4. TEXTURED BRICKWORK PANEL
5. VERTICAL FIBRE CEMENT SLATE CLADDING
6. PITCHED FIBRE CEMENT SLATE ROOF
7. ZINC CLAD PARAPET/HEADCOPING
8. VERTICAL WEATHERBOARD CEDAR LOUVERS
9. SOLID LAMINATE RAINSCREEN CLADDING
10. ALUMINIUM/TIMBER HYBRID WINDOW
11. ZINC CLAD ORIEL WINDOW
12. CURTAIN WALLING-RESIDENTIAL
13. INSULATED ALUMINIUM PANEL
14. SPANDREL PANEL
15. GLAZED DOOR
16. BI-FOLDING GLAZED DOOR
17. METAL DOOR
18. PPC ALUMINIUM LOUVERS TO CURTAIN WALLING
19. HIDDEN GUTTER-FIBRE CEMENT ROOF
20. MILL FINISH RAINWATER GOODS/HOPPER
21. PPC ALUMINIUM COPING
22. METAL RAILING
23. MANIFESTATION / SIGNS
24. N/A
25. METAL LOUVERS
26. AIR BRICK (BUFF)
27. OVERFLOW WEIR TO GUTTER
28. OVERFLOW WEIR INTEGRATED INTO HOPPER HEAD
29. SOLID METAL DOOR
30. -

MOVEMENT JOINT (10mm)
DPC (MINIMUM 150mm ABOVE GROUND)
MASONRY SUPPORT

NOTES:

- WEEPHOLES ARE NOT INDICATED ON THE DRAWINGS.
- SOLDIER COURSES ARE PROVIDED EXTENSIVELY. REFER ALSO TO TYPICAL BAY DRAWINGS FOR EXTENTS.

BED JOINT REINFORCEMENT TO BRICKWORK:

GENERALLY BRICKWORK BED JOINT REINFORCEMENT TO BE LOCATED AS FOLLOWS:

- 3 COURSES ABOVE AND BELOW OPENINGS
- ABOVE AND BELOW EVERY SOLDIER COURSE
- ROOF VERGE - 500mm LENGTHS TO EVERY COURSE
- EVERY THIRD COURSE TO PARAPETS
- 3 COURSES AT CHANGES IN BRICKWORK HEIGHT

CURTAIN WALLING TO LAUNDRY AMENDED

WINDOWS IN BLUE AMENDED TO BE TOP HUNG.

GLASS LOUVRES AMENDED TO BE PPC METAL

AMENDMENTS MADE TO FIN HEIGHTS AND MATERIAL (NOW PPC METAL), AMENITY HUB ENTRANCE SURROUND CHANGED TO BRICK

0 2 4 6 8 10m
1:100

REV	DATE	DESCRIPTION	DRN	CHK
C10	24.05.19	Window type 04 amended to be top hung.	JJC	AC
C9	04.05.19	Setting-Out Amended, Types Added, Internal Door References Added	AC	AC
C8	25.02.19	Amenity hub entrance door amended to include glazed panel above, fin heights amended to updated design.	JJC	AC
C7	11.02.19	Movement joints added to parapet.	JJC	AC
C6	18.01.19	Drawing Updated to Reflect Requirements of the Contract	AC	AC
C5	02.01.19	Curtain walling updated with metal louvres	PJC	AC
C4	17.09.18	Window profile updated as shown in revision cloud.	CS	AC
C3	30.08.18	Spandrel glazing to curtain wall shaded grey. Opening lights added to amenity hub curtain walling.	MBD	AC
C2	02.08.18	Window references amended. Movement joint moved on south elevation.	MBD	AC
C1	-	Initial issue.	MBD	AC

CLIENT

The University of Manchester

VINCI Technology UK

PROJECT TITLE
Owens Park, Fallowfield;
Campus Redevelopment

DRAWING TITLE
South and East Elevations - Building 108

DRAWING PURPOSE: FOR CONSTRUCTION

DRAWN / CHECKED	DATE	SCALE@ A1
MBD / AC	JULY 2018	1 : 100

JOB No	DRAWING No	STATUS	REVISION
1VC01	1VC01-MHA-08-XX-DR-A-04001	S4	C10

51 Barton Arcade T +44 (0)161 834 1018
Deansgate F +44 (0)161 834 4798
Manchester E contact@mhaarchitects.com
M3 2BJ W www.mhaarchitects.com
mha ARCHITECTS



West Elevation

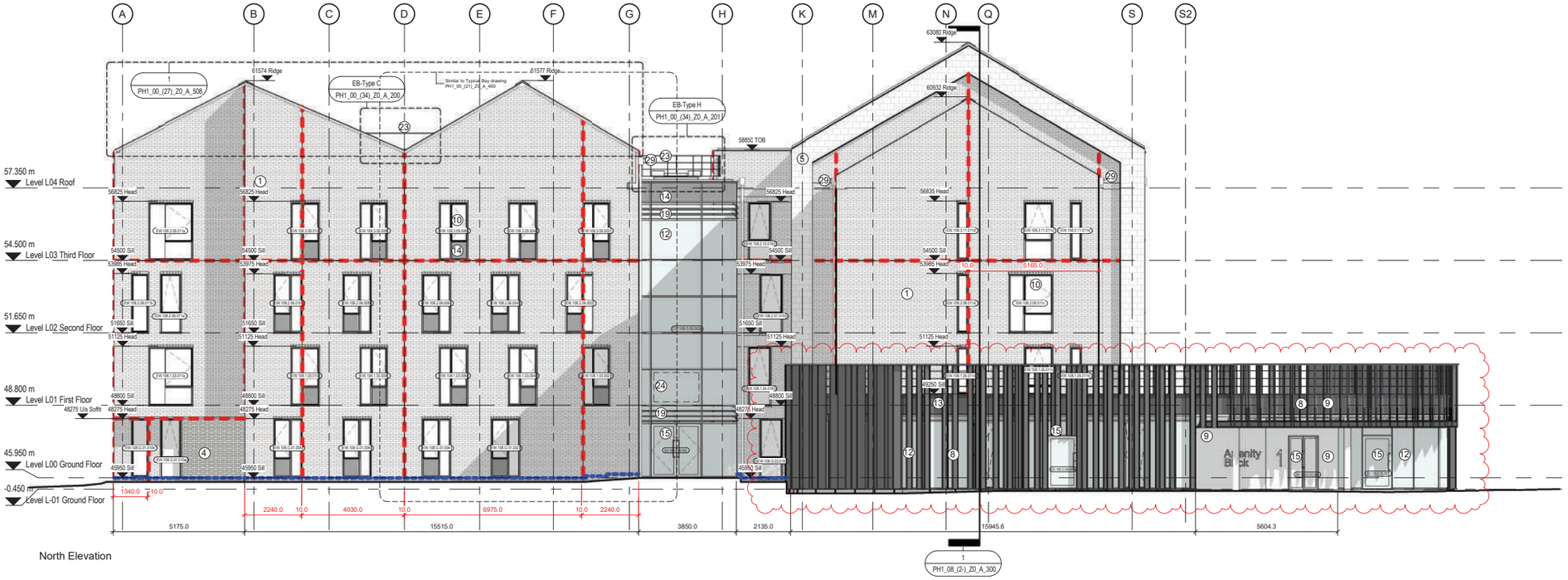

North Elevation

BUILDING DESIGN PARTNERSHIP SHALL HAVE NO RESPONSIBILITY FOR ANY USE MADE OF THIS DOCUMENT OTHER THAN FOR THAT WHICH IT WAS PREPARED AND ISSUED.

ALL DIMENSIONS SHOULD BE CHECKED ON SITE.

DO NOT SCALE FROM THIS DRAWING

ANY DRAWING ERRORS OR DIVERGENCIES SHOULD BE BROUGHT TO THE ATTENTION OF BUILDING DESIGN PARTNERSHIP AT THE ADDRESS SHOWN BELOW.

NOTES

Bed Joint Reinforcement in Brickwork

Generally brickwork bed joint reinforcement to be located as follows:

- 3 courses above and below openings
- Above and below every soldier course
- Roof verge – 500mm lengths to every course
- Every third course to parapets
- 3 courses at changes in brickwork height

Drawings to be read inconjunction with:

For sections please refer to typical sections:
PH1_05_(2-)_Z0_A_300
PH1_05_(2-)_Z0_A_301
PH1_05_(2-)_Z0_A_302
PH1_05_(2-)_Z0_A_303
PH1_05_(2-)_Z0_A_304

For external wall details refer to (21) Series Drawings

For Brick Specials refer to (27) Series Drawings
P00_00_(27)_Z0_A_505
P00_00_(27)_Z0_A_506
P00_00_(27)_Z0_A_507
P00_00_(27)_Z0_A_508

Bed Joint Reinforcement Information refer to (29) Series Drawings
PH1_01_(29)_Z0_A_400
PH1_01_(29)_Z0_A_401

Fire Barrier Information refer to (68) Series Drawings
PH1_08_(68)_Z0_A_400
PH1_08_(68)_Z0_A_401

KEY

1. Buff Brickwork	F10 MBR-105
2. NOT USED	-
3. Blue Brickwork	F10 MBR-110
4. Textured Brickwork panel	F10 MBR-135
5. Vertical Fibre Cement Slate cladding	H61 EWS- 351
6. Pitched Fibre Cement Slate roof	H61 RFS-511
7. Zinc Cladding- Standing Seam	H74 EWS- 431
8. Vertical Perforated PPC Aluminium louvers	L13 EWS- 617
9. Solid Laminate Rainscreen Cladding	H92 EWS-432
10. Aluminium/ Timber Hybrid Window	L10 EWS-154 EWS-155
11. Zinc Clad Oriel Window	H74 EWS- 431/ L10 EWS- 154 EWS-155
12. Curtain walling- Residential	H11 EWS- 103
13. Insulated Aluminium Panel	-
14. Spandrel panel	L42- GLP- 210
15. Glazed door	L25- DRS- 221
16. Bi-folding Glazed door	L25 DRS- 435
17. Metal door	L25 DRS- 402
18. Louvered Metal door	L25 DRS- 421
19. Colt Glazed louvers	L13 EWS- 625
20. Hidden gutter- fibre cement roof	R10 RWS- 121
21. Mill Finish Rainwater goods/ hoppers	R10 RWS- 112 RWS-127
22. PPC Aluminium coping	H72 EWS- 412
23. Metal railing	L35 AMW- 210
24. Manifestation/ signs	N15
25. NOT USED	-
26. Metal Louvres	L13 EWS- 601
27. Air brick (buff)	F10 MAC- 801
28. Weir to gutter	
29. Weir integrated into Hopper Head	

Movement Joint (10mm)

DPC (Minimum 150mm above Ground)

Notes

·Weepholes are not indicated on the drawings.
·Soldier courses are provided extensively. Refer also to Typical Bay drawings for extents.

MANCHESTER 1824
The University of Manchester

To be read in conjunction with
- All relevant Surveys, such as Topographical and Tree survey
- All other architectural drawings
- Architectural Specification
- Landscape Architecture Drawings and Specifications
- Civil and Structural Engineering Drawings and Specifications
- MEP Engineering Drawings and Specifications
- Acoustic Report
- Lighting Report
- Fire Strategy Report
- Room Data Sheet

REVISION: DESCRIPTION	DRAWN	CHECKED	DATE
C04 - Amenity Hub cladding updated to show a perforated PPC aluminium louvre.	AB	AB	15.12.17
C03 - Balustrade & Section references added and Key updated.	AC	AB	23.10.17
C02 - Materials key updated.	AB	AB	11.08.17
C01 - Construction Issue	SL	AB	02.08.17
P07 - Drawing updated to reflect new Amenity Hub facade layout as instructed.	SL	AB	20.07.17
P06 - Spot levels added for lightweight steel frame for set out purposes	SL	AB	23.06.17
P05 - Airbricks and weirs added to Elevations, Ground Line adjusted to suit updated landscaping and DPC's added. Update to Verge profile and verge brick detail. Update to Materiality Key	KC	MR	02.06.17
P04 - Drawing prefix amended. Movement joints, window & door numbers and gridlines added	AM/KC	MB	04.04.17
P03 - Building location diagram amended. Phase number amended.	JD	MB	18.11.16
P02 - amendment to end kitchen windows, detail to brickwork added, update to pitch of roofs and cladding arrangement to Amenity Hub updated	KC/EA	MB	04.09.15
Issue for University Requirements	KC	MB	17.07.15



BDP.
11 Ducie Street
PO Box 85, Picadilly Basin
Manchester, M60 3JA
United Kingdom
T +44 (0)161 828 2200
F +44 (0)161 828 2235
www.bdp.com

PROJECT TITLE: Owens Park, Fallowfield: Campus Redevelopment

P2006665

DRAWING TITLE: Unwrapped Elevations - Cluster Flat_08 - Phase 1 Sheet 02 - Technical

SCALE: @ A1 1 : 100

DATE: 17.07.15

DRAWING No.: PH1_08_(2-)_Z0_A_401

REVISION: C04

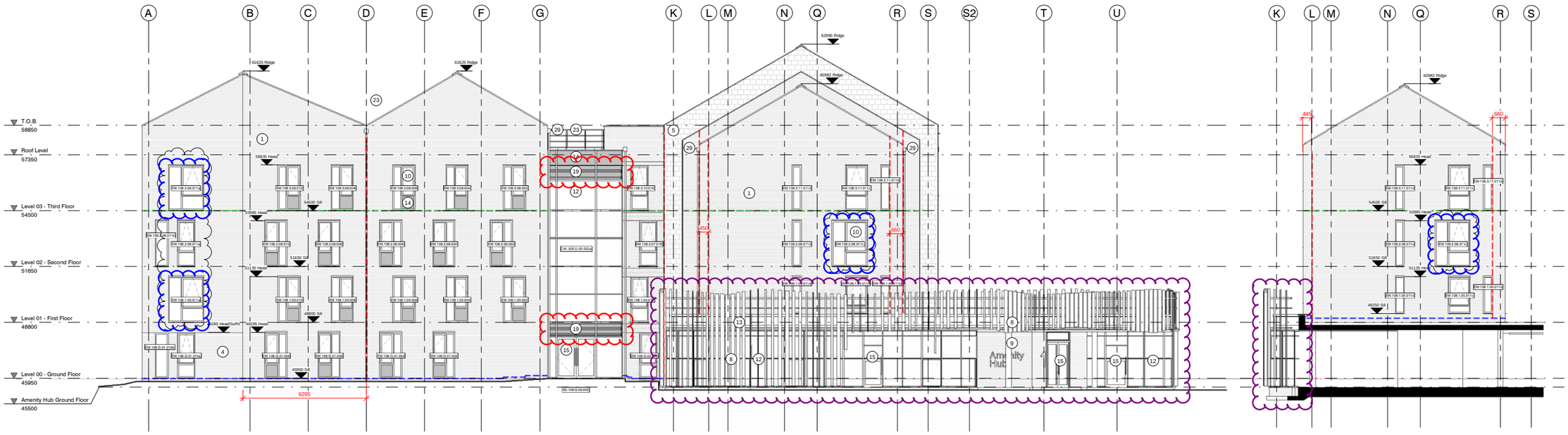

North Elevation
1 : 100

North Elevation at Gridline 1
1 : 100

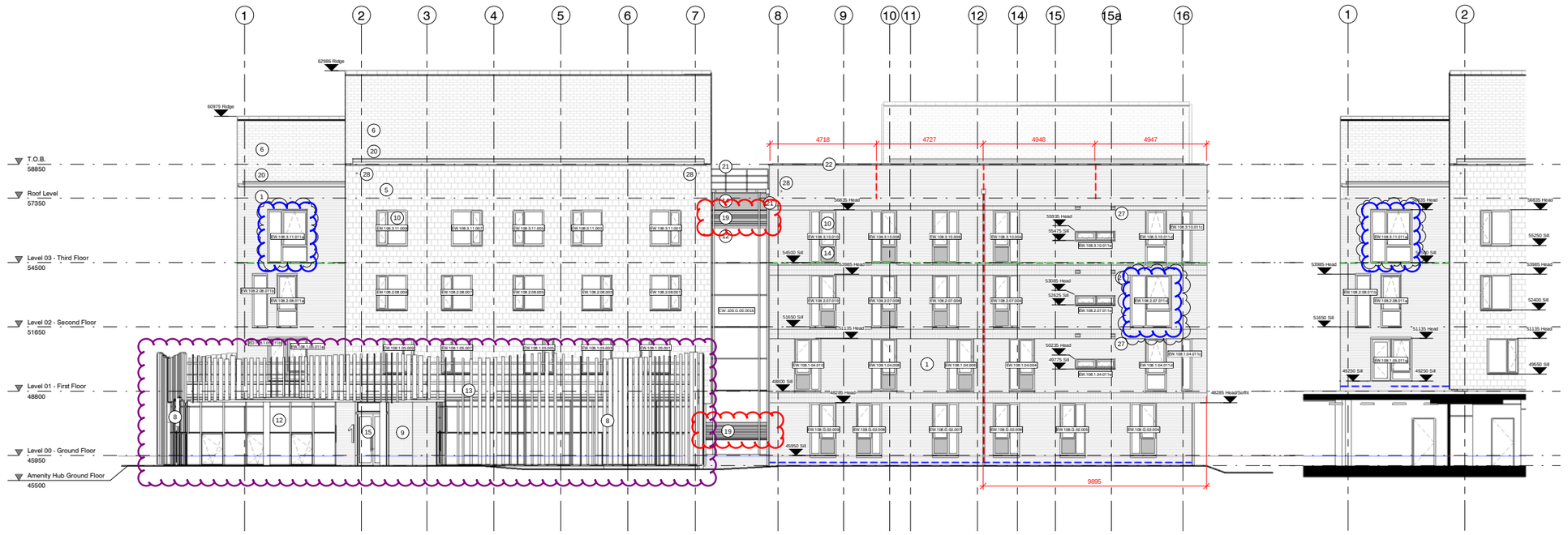

West Elevation
1 : 100

WINDOWS IN BLUE AMENDED TO BE TOP HUNG.

GLASS LOUVRES AMENDED TO BE PPC METAL

AMENDMENTS MADE TO FIN HEIGHTS AND MATERIAL (NOW PPC METAL), AMENITY HUB ENTRANCE SURROUND CHANGED TO BRICK

West Elevation at Gridline S
1 : 100

0 2 4 6 8 10m
1:100

KEY:

1. BUFF BRICKWORK
2. N/A
3. BLUE BRICKWORK
4. TEXTURED BRICKWORK PANEL
5. VERTICAL FIBRE CEMENT SLATE CLADDING
6. PITCHED FIBRE CEMENT SLATE ROOF
7. ZINC CLADDING - STANDING SEAM
8. VERTICAL WESTERN RED CEDAR LOUVERS
9. SOLID LAMINATE RAINSCREEN CLADDING
10. ALUMINIUM/TIMBER HYBRID WINDOW
11. ZINC CLAD ORIEL WINDOW
12. CURTAIN WALLING-RESIDENTIAL
13. PERFORATED ALUMINIUM PANEL
14. SPANDREL PANEL
15. GLAZED DOOR
16. BI-FOLDING GLAZED DOOR
17. METAL DOOR
18. LOUVRED METAL DOOR
19. PPC ALUMINIUM LOUVERS TO CURTAIN WALLING
20. HIDDEN GUTTER-FIBRE CEMENT ROOF
21. MILL FINISH RAINWATER GOODS/HOPPER
22. PPC ALUMINIUM COPING
23. METAL RAILING
24. MANIFESTATION / SIGNS
25. N/A
26. METAL LOUVERS
27. AIR BRICK (BUFF)
28. OVERFLOW WEIR TO GUTTER
29. OVERFLOW WEIR INTEGRATED INTO HOPPER HEAD
30. SOLID METAL DOOR

MOVEMENT JOINT (10mm)
DPC (MINIMUM 150mm ABOVE GROUND)
MASONRY SUPPORT

NOTES:

- WEEPHOLES ARE NOT INDICATED ON THE DRAWINGS.
- SOLDIER COURSES ARE PROVIDED EXTENSIVELY. REFER ALSO TO TYPICAL BAY DRAWINGS FOR EXTENTS.

BED JOINT REINFORCEMENT TO BRICKWORK:

GENERALLY BRICKWORK BED JOINT REINFORCEMENT TO BE LOCATED AS FOLLOWS:

- 3 COURSES ABOVE AND BELOW OPENINGS
- ABOVE AND BELOW EVERY SOLDIER COURSE
- ROOF VERGE - 500mm LENGTHS TO EVERY COURSE
- EVERY THIRD COURSE TO PARAPETS
- 3 COURSES AT CHANGES IN BRICKWORK HEIGHT

REV	DATE	DESCRIPTION	DRN	CHK
C9	04.03.19	Window type 04 amended to be top hung.	JJC	AC
C8	25.02.19	Amenity hub entrance door amended to include glazed panel above, fin heights amended to be updated clean.	JJC	AC
C7	11.02.19	Movement joints added to parapet.	JJC	AC
C6	02.01.19	Curtain walling updated with metal louvres.	PJC	AC
C5	13.12.18	Bin position amended. Electrical cupboard amended.	PJC	AC
C4	17.09.18	Window profile updated as shown in revision cloud.	CS	AC
C3	29.08.18	Spandrel glazing to curtain wall shaded grey. Opening lights added to amenity hub curtain walling.	MBD	AC
C2	02.08.18	Movement joint moved on north elevation.	MBD	AC
C1	-	Initial issue.	MBD	AC

CLIENT
The University of Manchester
VINCI CONSTRUCTION UK

PROJECT TITLE
Owens Park, Fallowfield;
Campus Redevelopment

DRAWING TITLE
North and West Elevations - Building 108

DRAWING PURPOSE		
FOR CONSTRUCTION		
DRAWN / CHECKED	DATE	SCALE @ A0
MBD / AC	JULY 2018	1 : 100
JOB No	DRAWING No	STATUS	REVISION
1VC01	1VC01-MHA-08-XX-DR-A-04002	S4	C9

51 Barton Arcade
Deansgate
Manchester
M3 2BJ
T +44 (0)161 834 1018
F +44 (0)161 834 4798
E contact@mhaarchitects.com
W www.mhaarchitects.com
mha ARCHITECTS

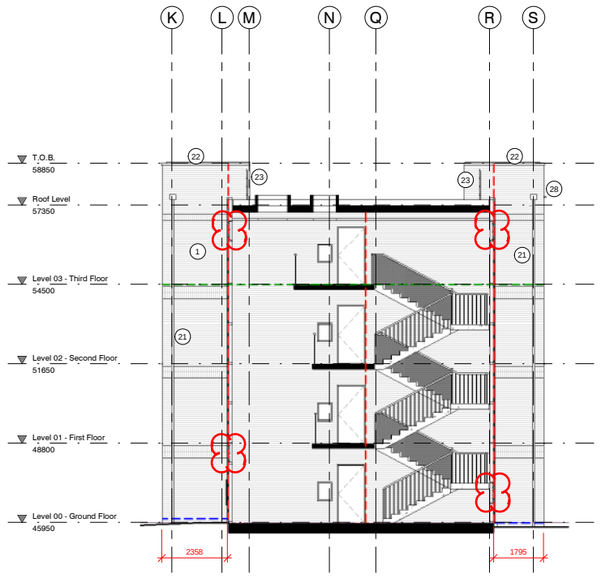

North elevation on Gridline 8
1 : 100

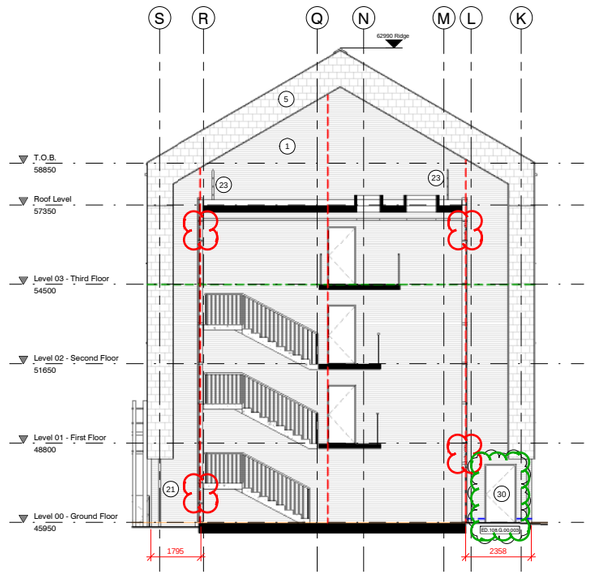

South Elevation at Gridline 7
1 : 100

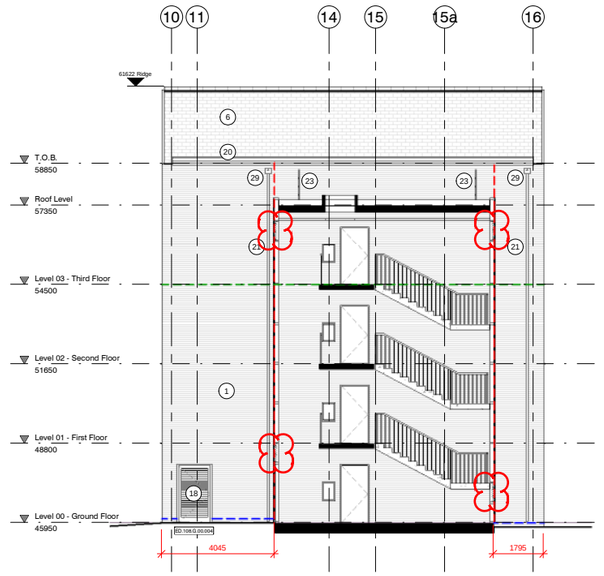

West Elevation at Gridline G
1 : 100

KEY:

1. BUFF BRICKWORK
2. N/A
3. BLUE BRICKWORK
4. TEXTURED BRICKWORK PANEL
5. VERTICAL FIBRE CEMENT SLATE CLADDING
6. PITCHED FIBRE CEMENT SLATE ROOF
7. ZINC CLADDING - STANDING SEAM
8. VERTICAL WESTERN RED CEDAR LOUVERS
9. SOLID LAMINATE RAINSCREEN CLADDING
10. ZINC CLAD CURVED BAY WINDOW
11. ZINC CLAD ORIEL WINDOW
12. CURTAIN WALLING RESIDENTIAL
13. INSULATED ALUMINUM PANEL
14. SPANDREL PANEL
15. GLAZED DOOR
16. BI-FOLDING GLAZED DOOR
17. METAL DOOR
18. LOUVRED METAL DOOR
19. PPC ALUMINIUM LOUVERS TO CURTAIN WALLING
20. HIDDEN GUTTER-FIBRE CEMENT ROOF
21. MILL FINISH RAINWATER GOODS/HOPPER
22. PPC ALUMINIUM COPING
23. METAL RAILING
24. MANIFESTATION / SIGNS
25. N/A
26. METAL LOUVERS
27. AIR BRICK (BUFF)
28. OVERFLOW WEIR TO GUTTER
29. OVERFLOW WEIR INTEGRATED INTO HOPPER HEAD
30. SOLID METAL DOOR

MOVEMENT JOINT (10mm)
DPC (MINIMUM 150mm ABOVE GROUND)
MASONRY SUPPORT

NOTES:

- WEEPHOLES ARE NOT INDICATED ON THE DRAWINGS.
- SOLDIER COURSES ARE PROVIDED EXTENSIVELY. REFER ALSO TO TYPICAL BAY DRAWINGS FOR EXTENTS.

BED JOINT REINFORCEMENT TO BRICKWORK:

GENERALLY BRICKWORK BED JOINT REINFORCEMENT TO BE LOCATED AS FOLLOWS:

- 3 COURSES ABOVE AND BELOW OPENINGS
- ABOVE AND BELOW EVERY SOLDIER COURSE
- ROOF VERGE - 500mm LENGTHS TO EVERY COURSE
- EVERY THIRD COURSE TO PARAPETS
- 3 COURSES AT CHANGES IN BRICKWORK HEIGHT

GLASS LOUVRES AMENDED TO BE PPC METAL

DOOR IN GREEN AMENDED TO BE SOLID METAL LOUVRES REMOVED

REV	DATE	DESCRIPTION	DRN	CHK
C3	18.02.19	Switch room door louvres removed.	JJC	AC
C2	18.01.19	Drawing Updated to Reflect Requirements of the Contract	AC	AC
C1	-	Initial issue.	MBD	AC

CLIENT

The University of Manchester

PROJECT TITLE
Owens Park, Fallowfield;
Campus Redevelopment

DRAWING TITLE
Internal Elevations - Building 108

DRAWING PURPOSE

DRAWN / CHECKED	DATE	SCALE@ A0
MBD / AC	JULY 2018	1 : 100

JOB No	DRAWING No	STATUS	REVISION
1VC01	1VC01-MHA-08-XX-DR-A-04003	S4	C3

51 Barton Arcade
Deansgate
Manchester
M3 2BJ

T +44 (0)161 834 1018
F +44 (0)161 834 4798
E contact@mhaarchitects.com
W www.mhaarchitects.com

mha ARCHITECTS


Amenity 1

KEY

1.	Blue Brickwork (textured brick as indicated)	F10.MBR-110
2.	Rainscreen PPC Cladding	H92.EWR-201
3.	Glazed Windows	L10.EWS-151
4.	Spandrel Panel	L10.EWS-151
5.	Curtain walling	H11.EWS-103
6.	Glazed Doors	H11.DRS-201
7.	Aluminium Louvres	
	7a Active Louvres	L13.EWS-602 with EWS-615 beyond
	7b Non active Louvres	L13 EWS- 601 / EWS-612
8.	Metal Doors and Metal Louvre Doors	L25.DRS-402 and L25 DRS- 421
9.	PPC Aluminium Eaves/Flashings	H72.EWS-412
10.	Painted Steel	M60.PTS-131 and refer to Structural Engineer's specifications
11.	Metal Access Gate	Refer to Lanscape Architect Report
12.	Electronically Operated Metallic Sliding Gate	Refer to Lanscape Architect Report
13.	Freestanding Canopy	H92 EWR 201
14.	Stainless Steel Chimney to Energy Centre	Refer to MEP specification
15.	Internal Blockwork	F10.MBL-121
16.	Structural slab to S.E design	Refer to S.E. specification

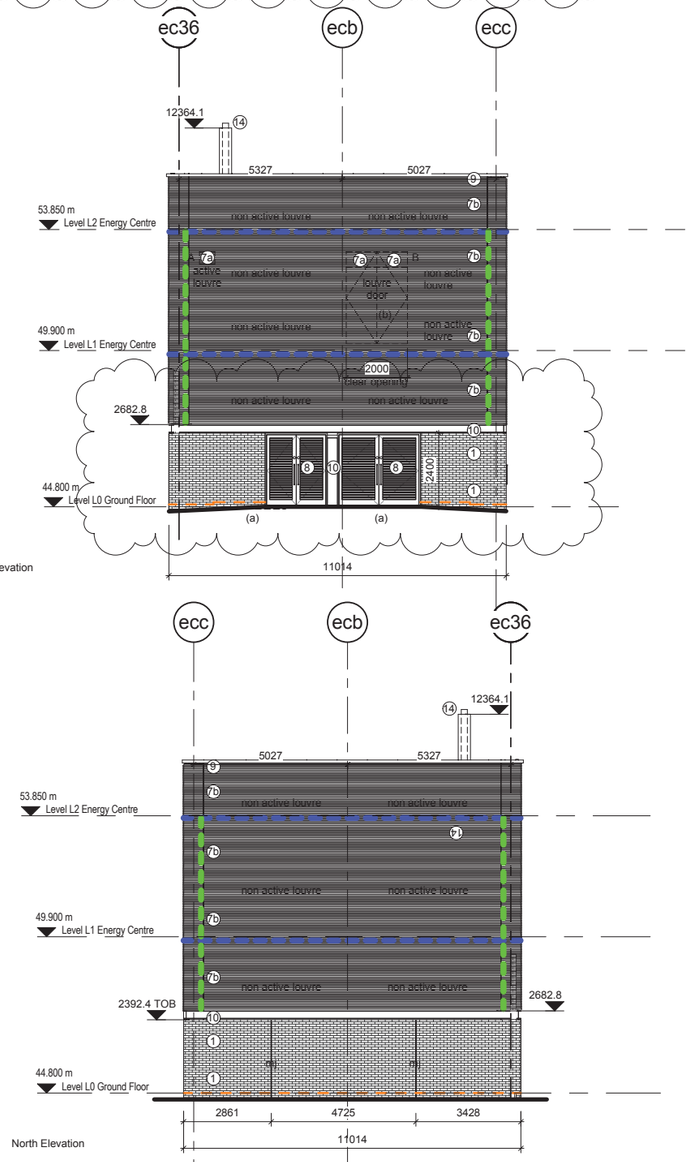

3. South Elevation

4. North Elevation

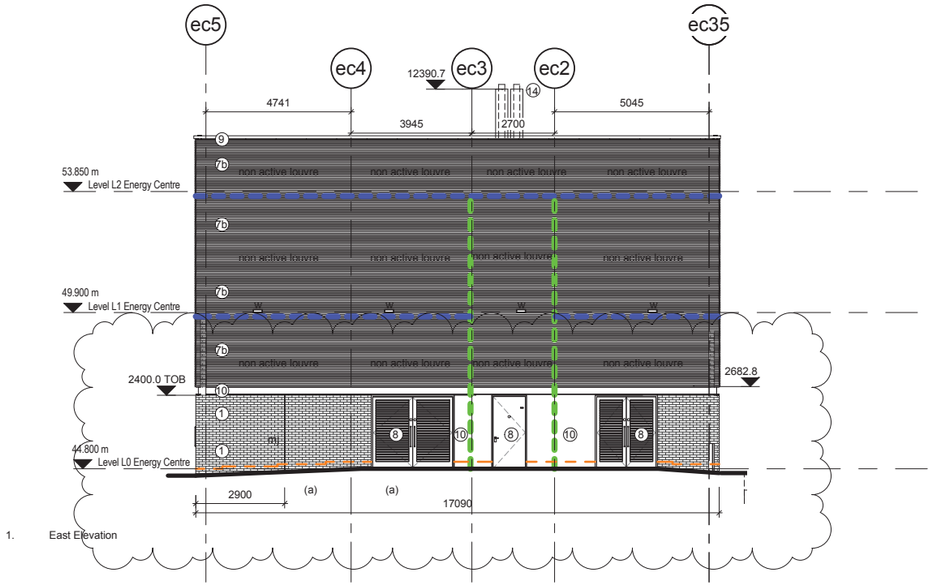

1. East Elevation

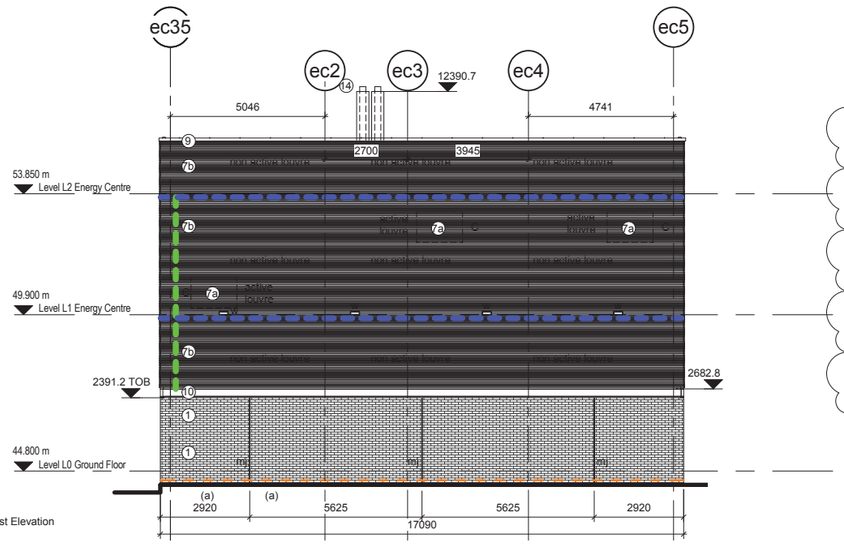

2. West Elevation

BUILDING DESIGN PARTNERSHIP SHALL HAVE NO RESPONSIBILITY FOR ANY USE MADE OF THIS DOCUMENT OTHER THAN FOR THAT WHICH IT WAS PREPARED AND ISSUED.

ALL DIMENSIONS SHOULD BE CHECKED ON SITE.

DO NOT SCALE FROM THIS DRAWING

ANY DRAWING ERRORS OR DIVERGENCIES SHOULD BE BROUGHT TO THE ATTENTION OF BUILDING DESIGN PARTNERSHIP AT THE ADDRESS SHOWN BELOW.

NOTES

Fire Barrier Legend

Fire / Acoustic Vertical Cavity Barrier
Specification reference: MAC-711

Fire / Acoustic Intumescent Horizontal Cavity Barrier
Specification reference: MAC-725

Fire / Acoustic Vertical Cavity Barrier
Specification reference: MAC-731

NOTE: DPC TO BE INSTALLED BETWEEN REAR FACE OF MASONRY AND CAVITY BARRIER LOCATIONS

MAXIMUM CAVITY DISTANCE NOT TO EXCEED 20m

ALL CAVITIES AROUND WINDOW OPENINGS TO BE CLOSED IN ACCORDANCE WITH APPROVED DOCUMENT B

MJ denotes 10 mm wide Movement joints

(a) denotes services/trench - provide for concrete lintol ocer services in brickwork. Read in conjunction with S.E drawings for incoming and outgoing services. also refer to S.E drawings for trench location within building

(b) denotes secret openable double louvre doors in elevation with lockable barrier at first floor level for removal of paint in the future .Refer to S.E. drawings for retractable beam

During times of maintainance and removal of Plant from 1st floor - a retractable beam will be installed to provide lifting requiremnts.
The louvres will be have a deadicated opening double doors on door stays to facilitate removal of plant.
During the time of plant remoaval - a deadicated chain/barrier will be used including signed posted to prevent falling during removal of plant

Note: 60 minute fire protection to linings required on North and East elevation - Refer to fire engineering report) For acoustic requirements read in conjunction with Acoustic report

W (W) denotes weir in louvre for overflow of bund

WP WP denotes wind post to S.E design refer to (22) series drawings for type and setting out

DP DP denotes Service entry/point - read in conjunction with slab setting out darwings PH1_51_(23)_Z0_A_200

Active Louvre sizes (Free Area)
A = 500 x 400 mm (0.2 sqm total)
B = part active louvre in door
2000 x 500 mm (1 sqm total) or
1000 x 500 mm (1 sqm total) each leaf (note - door to have 2m wide clear opening)
C = 1500 x 1000 mm (1.5 sqm Total)
For acoustic requirements - Read in conjunction with Acoustic Report.

For RWP positions refer to Public Health drawings
PH1-50-(50)-00-P-0001 &
PH1-50-(50)-01-P-0001

For extent of concrete bunds read in conjunction with Structural and Civil drawings

DPC (Minimum 150mm above Ground

Louvre secondary steelwork in accordance with manufacturers requirements. Subcontractor to provide secondary steelwork requirements in accordance with L13 - 1205 secondary support

PPC to louvre to be RAL 7021 with 30 % gloss

Vertical Head deflection in accordance with S.E requirements and design

MANCHESTER 1824
The University of Manchester

To be read in conjunction with
- All relevant Surveys, such as Topographical and Tree survey
- All other architectural drawings
- Architectural Specification
- Landscape Architecture Drawings and Specifications
- Civil and Structural Engineering Drawings and Specifications
- MEP Engineering Drawings and Specifications
- Acoustic Report
- Lighting Report
- Fire Strategy Report
- Room Data Sheet

REVISION: DESCRIPTION	DRAWN	CHECKED	DATE
C02 - Doors to south and east elevations ammended and repositioned in line with service provider requirements and change order - ref rearanged for clarity - level notes added to trenches for clarity - notes added	BAO	MR	25/09/17
C01- First issue	SL	AB	02/08/17
P04 - fire legend update in line with building 1-8, dims added, levels simplyfied, dpc line added, foundation masked off , mj adjusted, notes added	BAO	MR	28/06/17
P03 - Title name changed from CPU/FM Hub to Energy Centre - site location indicator updated	BAO	MR	06/06/17
P02- Updated inline with client comments - updated louvre references and positions - added key for size of louvres - notes added - louvre door repositioned	BAO	MR	02/06/17
P01- First issue	BAO	MR	04/04/17



BDP.
11 Ducie Street
PO Box 85, Picadilly Basin
Manchester, M60 3JA
United Kingdom
T +44 (0)161 828 2200
F +44 (0)161 828 2235
www.bdp.com

PROJECT TITLE: Owens Park, Fallowfield: Campus Redevelopment

P2006665

DRAWING TITLE: Energy Centre General Arrangement Elevations

SCALE: @ A1 1 : 100

DATE: 15.03.17

DRAWING No.: PH1_51_(2-)_Z0_A_400

REVISION: C02

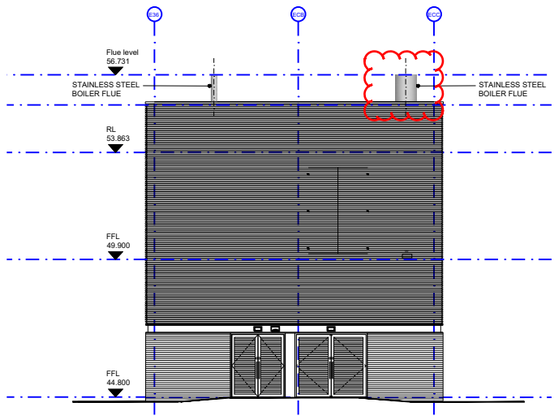

SOUTH ELEVATION



WEST ELEVATION

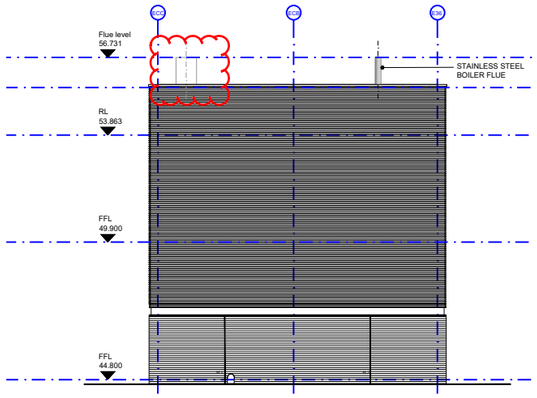

NORTH ELEVATION

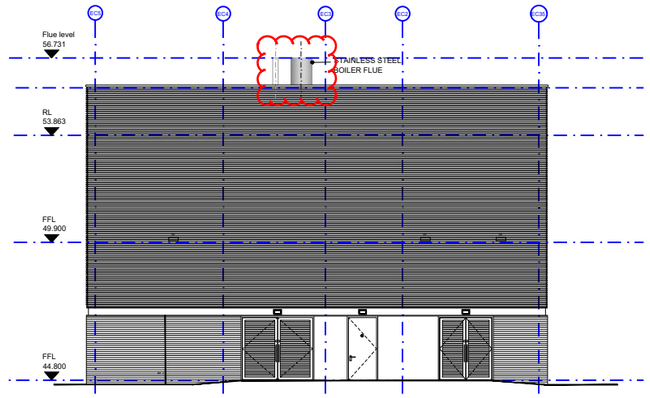

EAST ELEVATION

LEGEND



MOVEMENT JOINT IN BRICKWORK



WEIR IN LOUVRE FOR OVERFLOW OF BUND



LUMINAIRE POSITION



FLUE POSITION AMENDED DUE TO M&E DESIGN

REV	DATE	DESCRIPTION	DRN	CHK
C1	25.02.19	Planning amendments: flue sizes and positions	JPC	-

CLIENT

PROJECT TITLE
Owens Park Fallowfield;
Campus Redevelopment

DRAWING TITLE
Energy Centre Building 51
Elevations for planning amendment application

DRAWING PURPOSE
FOR INFORMATION

DRAWN / CHECKED	DATE	SCALE
JPC/JL	FEB 2019	1:100 @ A1

JOB No.	DRAWING No.	STATUS	REVISION
1VC01	1VC01-MHA-51-00-DR-A-04002	S0	C1

51 Barton Arcade
Deansgate
Manchester
M3 2BJ

t +44 (0)161 834 1018
f +44 (0)161 834 4798
e contact@mhaarchitects.com
w www.mhaarchitects.com

mha
ARCHITECTS

Exterior Material Amendments Schedule

Rev C2
August 2018

This schedule issue sets out amendments to items 9, 10 and 11 and acts to supersede the relevant parts of the BDP document (SCH)_A034_Exterior Material Schedule.

	ITEM	LOCATION	MATERIAL / FINISH	DESCRIPTION	PRODUCT REFERENCE IMAGES	PRODUCT PRECEDENT IMAGES
2	Air Brick	Residential Buildings	*Type* Vent Axia Low Resistance Inlet/Outlet Air Brick *Finish* Cotswold Stone *Colour* Buff/Sand	Air Brick (Buff) / F30 160		RAL 1001 
7	Louvres	Energy Centre	*Type* C-S Group Limited Aluminium Alloy Louvre with Inverted U Profile *Finish* PPC *Colour* RAL 7021 (30% gloss)	PPC Aluminium Louvre / L10 652		
9	Windows	Residential Buildings	*Type* Senior Architectural Systems SPW 600/e Window *Finish* PPC *Colour* RAL 7021 (30% gloss)	PPC aluminium window		

	ITEM	LOCATION	MATERIAL / FINISH	DESCRIPTION	PRODUCT REFERENCE IMAGES	PRODUCT PRECEDENT IMAGES
10	Curtain Walling	Residential Buildings	*Type* Senior Architectural Systems SF52 Curtain Wall *Finish* PPC *Colour* RAL 7021 (30% gloss)	PPC aluminium curtain wall system		
11	Glazed Doors	Residential Buildings	*Type* Jack Aluminium Systems TD68 Door *Finish* PPC *Colour* RAL 7021 (30% gloss)	PPC aluminium glazed door		
16	Rainwater downpipes	Residential Buildings	*Type* Alumasc *Range* Guardian *Finish* Mill Finish *Colour* Natural	22. Rainwater Goods / R10 RDS-370		
	ITEM	LOCATION	MATERIAL/FINISH	DESCRIPTION	PRODUCT REFERENCE IMAGES	PRODUCT REFERENCE IMAGES